

Cycle A • Beginners • Xaad Kíl

Student Support Materials

UNIT 10


Buildings




Sealaska Heritage Institute

Vocabulary Pictures

anáa.g (inside, home)




akyáa.g (outside)




dáalaa náay (bank)



gatáa náay (restaurant)




kugín náay (library)




'wáadaa náay (store)



gya'áangw náay (tent)



k'ah náay (theater)



káagaal náay (outhouse)



kaj ts'a dáang náay (barbershop)




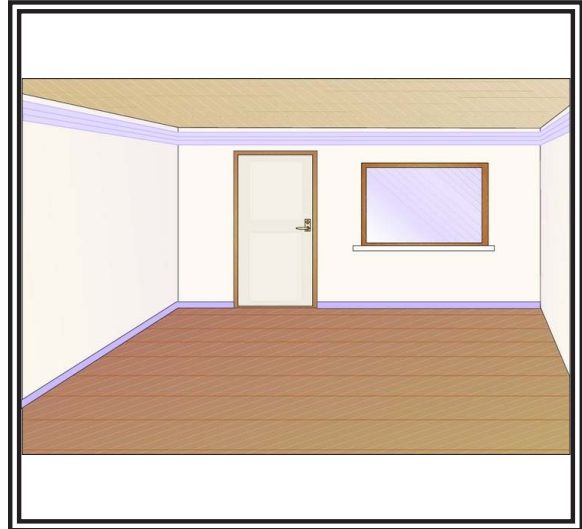


k'adáa náay (hotel)









Basic Listening

Have the students cut out the vocabulary pictures; say the words and they show the pictures.




Have the students cut out the vocabulary pictures; say the words and they show the pictures.




Say the vocabulary words; the students write the numbers under the pictures.

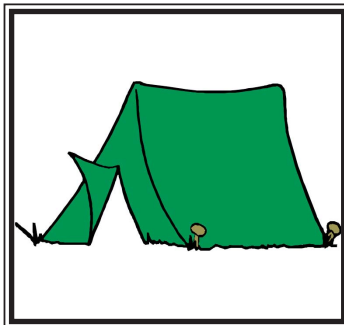
1. anáa.g, 2. akyáa.g, 3. dáalaa náay, 4. gatáa náay, 5. kugíin náay, 6. 'wáadaa náay
7. gya'áangw náay, 8. k'ah náay, 9. káagaal náay, 10. kaj ts'a dáang náay
11. k'adáa náay, 12. k'iits'iid náay




























Basic Reading

Sight Recognition

anáa.g

akyaáa.g

dáalaa náay

gatáaa nááay

kugíin nááay

'wáadaaa nááay

gya'áangw náay

k'ah náay

káagaaal náay

kaj ts'a dáang náay







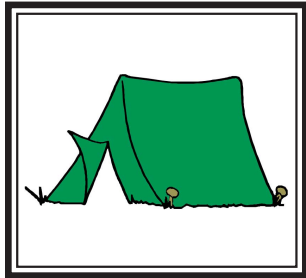
k'adáa náay

k'íits'iid náay

Have the students find this unit's vocabulary words in the word find. They should circle the words or highlight them. You can project the word find onto the board and have the students draw configurations around the words. Turn off the overhead, showing only the word configurations on the board. The students then identify the words by their configurations.

rwerfdíxángiobje;rongaeojgweigni;fW;lOwrjdarlgms-
ww'fbmerpodíistlak'ángiilaermorcaneqglejberl-
gnaedíistláayakýáa.grgelrersdxyádjfb lw-
ergm nodlw3lertrlwrgoweniqliurvik't'árdfrw-
ergeereroproposalsrlijergljerglaeqavvikrlergk'ulaer-
erliaerierlije4t43ooijduqvidíixyáaytanáa.guqqrgoj-
drgflmxc.mbcvdirerlgjaeridrhiadrfrhialuktuqdkáa-
gaalnáyíikajoirnglts'áerlgdfoijerlmadrk'ahnáygoin-
wegljdrolaergoerjinauraqgljrgoljergoergoljdrgojerjiji-
ilmvoewrak'áasouweknbojw't'áerljmqaniqtuqgnaldbJjij
iiarbleraanansgladrglwengdbfletgljrlkgoiivvaqtur-
gatáanáayvikqak'uetaktuktukst'áljwerlmvjjuustaliqv-
vatublatjobnaegoarndíistláayerferhgalmadohertnerob-
jepiipiq;roniutuiyiqwjwwjanuqliktuqwojwgjwjwgpjw-
pgjdíixykugíinnáyáyaywpjgjrgerdíik'ulúujerpgjxág-
jepgpgk'ápojwrgpdíik'ulúuptaktukuqerhehehthrjrrrtjr-
jrrjeiniqpakethrtkajts'adáangnáayhjwdíigyúu56k6ioyf-
hj,yyuryulrwwsinigvikpopwbdíist'áaympswpt'áwpsap-
wspwqdíikajpgpgpxándáalaanáayk'ánanhqfolxyák'án-
galalldíxdk'ágyúkiouldíikúnlunak'ádíigyúu-
jw't'áerljmqanialaqolosheejiweigni;fW;lresok'íits'iidná-
ayurcesmergojdfbmerjijuutmdfojakúrmnaunratoravin-
ngaqmaurluqglejberlnashee'wáadaanáayjijoeergel-
naaykadagaaleraniksivdíist'áaychaqliqtuqmsd-
fgfheewqergcuyt'áshahahnurluqqwofhgqoexplo-
radíikúnyut'áqtuqdíixgya'áangwnáyángiiaqnodlw3luu
naaqtuqertrlwrgowerglnerlunak'ádíigyúushahanher-
lerglak'adáanáayereragrits'ángal'qeqeecosybankkajal-

Have the students cut out the words and attach them to their pictures.



anáa.g

akyáa.g

dáalaa náay

gatáa náay

kugíin náay

'wáadaa náay

**gya'áangw
náay**

k'ah náay


káagaal náay

**kaj ts'a dáang
náay**


k'adáa náay

k'íits'iid náay

Have the students circle the word for each picture.




anáa.g
 akyáa.g
 dáalaa náay
 gatáa náay
kugiin náay
 'wáadaa náay
 gya'áangw náay
 k'ah náay
káagaal náay
 kaj ts'a dáang
 náay
k'adáa náay
k'iits'iid náay



anáa.g
 akyáa.g
 dáalaa náay
 gatáa náay
kugiin náay
 'wáadaa náay
 gya'áangw náay
 k'ah náay
káagaal náay
 kaj ts'a dáang
 náay
k'adáa náay
k'iits'iid náay



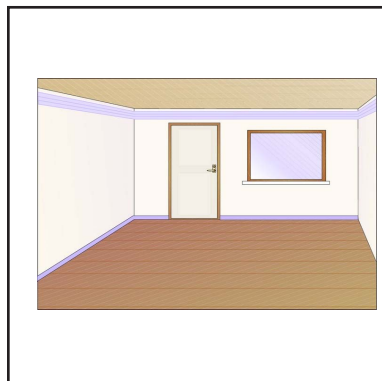
anáa.g
 akyáa.g
 dáalaa náay
 gatáa náay
kugiin náay
 'wáadaa náay
 gya'áangw náay
 k'ah náay
káagaal náay
 kaj ts'a dáang
 náay
k'adáa náay
k'iits'iid náay



anáa.g
 akyáa.g
 dáalaa náay
 gatáa náay
kugiin náay
 'wáadaa náay
 gya'áangw náay
 k'ah náay
káagaal náay
 kaj ts'a dáang
 náay
k'adáa náay
k'iits'iid náay




anáa.g
 akyáa.g
 dáalaa náay
 gatáa náay
kugiin náay
 'wáadaa náay
 gya'áangw náay
 k'ah náay
káagaal náay
 kaj ts'a dáang
 náay
k'adáa náay
k'iits'iid náay



anáa.g
 akyáa.g
 dáalaa náay
 gatáa náay
kugiin náay
 'wáadaa náay
 gya'áangw náay
 k'ah náay
káagaal náay
 kaj ts'a dáang
 náay
k'adáa náay
k'iits'iid náay


Have the students circle the word for each picture.




anáa.g
 akyáa.g
 dáalaa náay
 gatáa náay
kugiin náay
 'wáadaa náay
 gya'áangw náay
 k'ah náay
káagaal náay
 kaj ts'a dáang
 náay
k'adáa náay
k'iits'iid náay




anáa.g
 akyáa.g
 dáalaa náay
 gatáa náay
kugiin náay
 'wáadaa náay
 gya'áangw náay
 k'ah náay
káagaal náay
 kaj ts'a dáang
 náay
k'adáa náay
k'iits'iid náay



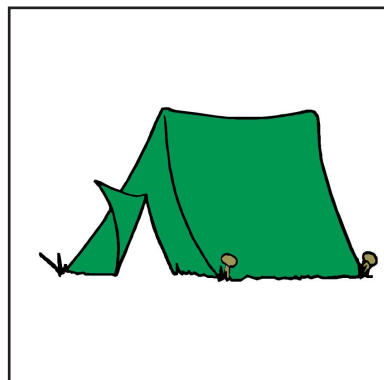
anáa.g
 akyáa.g
 dáalaa náay
 gatáa náay
kugiin náay
 'wáadaa náay
 gya'áangw náay
 k'ah náay
káagaal náay
 kaj ts'a dáang
 náay
k'adáa náay
k'iits'iid náay



anáa.g
 akyáa.g
 dáalaa náay
 gatáa náay
kugiin náay
 'wáadaa náay
 gya'áangw náay
 k'ah náay
káagaal náay
 kaj ts'a dáang
 náay
k'adáa náay
k'iits'iid náay



anáa.g
 akyáa.g
 dáalaa náay
 gatáa náay
kugiin náay
 'wáadaa náay
 gya'áangw náay
 k'ah náay
káagaal náay
 kaj ts'a dáang
 náay
k'adáa náay
k'iits'iid náay



anáa.g
 akyáa.g
 dáalaa náay
 gatáa náay
kugiin náay
 'wáadaa náay
 gya'áangw náay
 k'ah náay
káagaal náay
 kaj ts'a dáang
 náay
k'adáa náay
k'iits'iid náay

Have the students cut out the words. Show the vocabulary pictures and the students should show you the words for them.

anáa.g

akyáa.g

dáalaa náay

gatáa náay

kugíin náay

'wáadaa náay

gya'áangw náay

k'ah náay

káagaal náay

**kaj ts'a dáang
náay**

k'adáa náay

k'íits'iid náay

Basic Reading

Encoding

Have the students cut out the word parts and glue them into the words.

a____.g

a____a.g

____aa náay

gatáa ____

____íin náay

'wá____ náay

gya'á____ náay

____ náay

ká____l náay

kaj ____ dáang náay

____áa náay

k'íits'____ náay

angw

kug

adaa

náa

ts'a

iid

dáal

k'ah

kyá

agaa

k'ad

náay

Have the students cut out the word halves and glue them together.

aná

ak

dáa

ga

kug

'wáa

gya'áa

k'a

káa

kaj ts'a dá

k'ad

k'íits'

táa náay

ngw náay

ang náay

h náay

áa náay

íin náay

yáa.g

iid náay

daa náay

a.g

gaal náay

laa náay

Have the students cut out the letters and spell the word for the picture.



d a á l n
a a á a y

Basic Writing

Have the students complete the words by writing the missing parts.

a ____ .g

a ____ a.g

____ aa náay

gatáa ____

____ íin náay

'wá ____ náay

gya'á ____ náay

____ náay

ká ____ l náay

kaj ____ dáang náay

____ áa náay


k'íits' ____ náay

Have the students write the words for the pictures.






























Dialog Activity Page

a. Tl'áan.g uu dǎng íijang?

b. _____ (aa) uu Hl íijang.

b. Díi eehl hl káa.

a. 'Láagang.

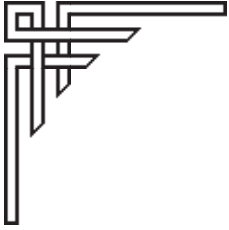
anáa.g akyáa.g dáalaa náay gatáa náay

kugiin náay 'wáadaa náay gya'áangw k'ah náay
náay

káagaal náay kaj ts'a dǎng k'adáa náay k'íits'iid náay
náay

Have the students cut out the words below. Tell them which word(s) to put in the spaces in the dialog. Read the dialog with the students in choral, group, and individual forms. Change the word(s) after each round.

Unit Assessment



Haida Language Program

Unit Assessment Teacher's Notes

Cycle A Beginners Grade 9-11

Grade _____

Unit 10

Theme: Buildings

Date: _____



Provide each student with a copy of the **students' pages**. Read the following questions; the students answer the questions on their copies of the assessment.

Basic Listening

“Turn to page 1 in your test. Look at the pictures in the boxes.”

1. “Write the number 1 on top of the picture of **anáa.g.**”
2. “Write the number 2 on top of the picture of **akyáa.g.**”
3. “Write the number 3 on top of the picture of **dáalaa náay.**”
4. “Write the number 4 on top of the picture of **gatáa náay.**”
5. “Write the number 5 on top of the picture of **kugiin náay.**”
6. “Write the number 6 on top of the picture of **'wáadaa náay.**”
7. “Write the number 7 on top of the picture of **gya'áangw náay.**”
8. “Write the number 8 on top of the picture of **k'ah náay.**”
9. “Write the number 9 on top of the picture of **káagaal náay.**”
10. “Write the number 10 on top of the picture of **kaj ts'a dáang náay.**”
11. “Write the number 11 on top of the picture of **k'adáa náay.**”
12. “Write the number 12 on top of the picture of **k'iits'iid náay.**”

Sight Recognition

“Turn to page 3 in your test.”

“Look at the pictures in the boxes. Circle the word for each picture.”

Decoding/Encoding

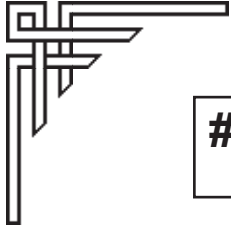
“Turn to page 5 in your test.”

“Look at the word parts in the boxes. Circle the other half or part of each word.”

Basic Writing

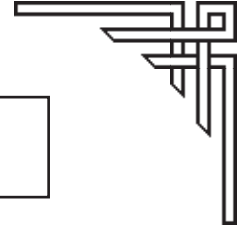
“Turn to page 7 in your test.”

“Look at the pictures in the boxes. Write the word for each picture.”



Correct:

% Correct:



Unit Assessment

Student Pages

Cycle A Beginners Grade 9-11

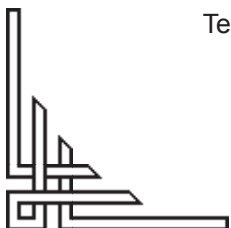
Unit 10

Theme: Buildings

Date: _____

Student's Name: _____

Grade: _____




Teacher: To get a percentage for this student's assessment:

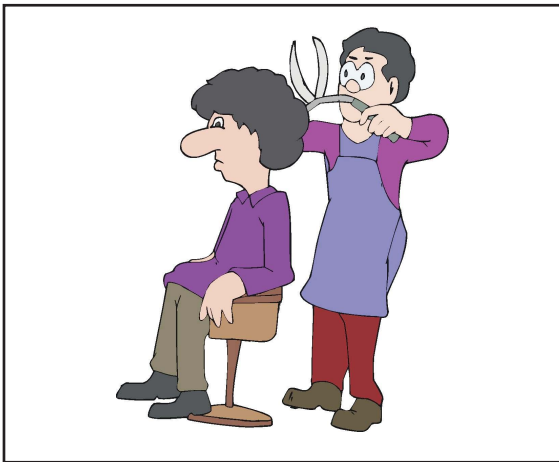
divide the total number of questions correct by the total number of questions; multiply this answer by 100 to determine the percentage of questions answered correctly.




[Empty box]



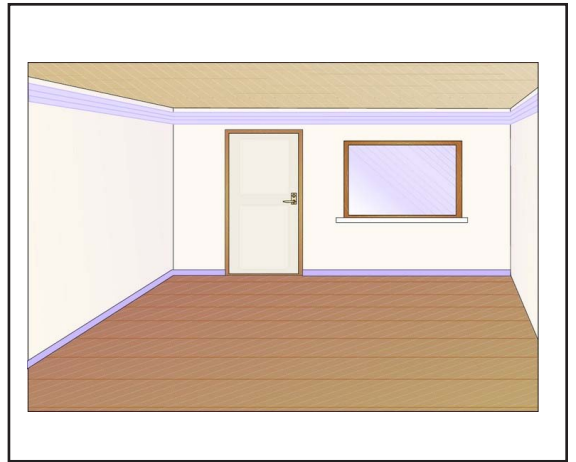
[Empty box]



[Empty box]




[Empty box]




[Empty box]




[Empty box]



[Empty box]



[Empty box]



[Empty box]



[Empty box]



[Empty box]



[Empty box]





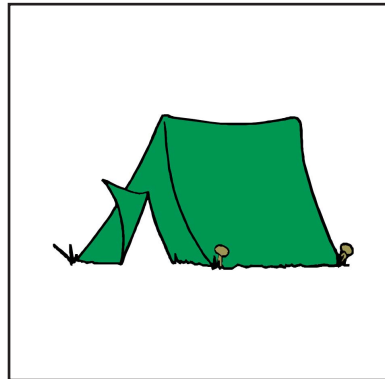
anáa.g
 akyáa.g
 dáalaa náay
 gatáa náay
kugíin náay
 'wáadaa náay
 gya'áangw náay
 k'ah náay
káagaal náay
kaj ts'a dáang
 náay
k'adáa náay
k'iits'iid náay




anáa.g
 akyáa.g
 dáalaa náay
 gatáa náay
kugíin náay
 'wáadaa náay
 gya'áangw náay
 k'ah náay
káagaal náay
kaj ts'a dáang
 náay
k'adáa náay
k'iits'iid náay




anáa.g
 akyáa.g
 dáalaa náay
 gatáa náay
kugíin náay
 'wáadaa náay
 gya'áangw náay
 k'ah náay
káagaal náay
kaj ts'a dáang
 náay
k'adáa náay
k'iits'iid náay




anáa.g
 akyáa.g
 dáalaa náay
 gatáa náay
kugíin náay
 'wáadaa náay
 gya'áangw náay
 k'ah náay
káagaal náay
kaj ts'a dáang
 náay
k'adáa náay
k'iits'iid náay



anáa.g
 akyáa.g
 dáalaa náay
 gatáa náay
kugíin náay
 'wáadaa náay
 gya'áangw náay
 k'ah náay
káagaal náay
kaj ts'a dáang
 náay
k'adáa náay
k'iits'iid náay



anáa.g
 akyáa.g
 dáalaa náay
 gatáa náay
kugíin náay
 'wáadaa náay
 gya'áangw náay
 k'ah náay
káagaal náay
kaj ts'a dáang
 náay
k'adáa náay
k'iits'iid náay




anáa.g
 akyáa.g
 dáalaa náay
 gatáa náay
 kugiin náay
 'wáadaa náay
 gya'áangw náay
 k'ah náay
 káagaal náay
 kaj ts'a dáang
 náay
 k'adáa náay
 k'iits'iid náay




anáa.g
 akyáa.g
 dáalaa náay
 gatáa náay
 kugiin náay
 'wáadaa náay
 gya'áangw náay
 k'ah náay
 káagaal náay
 kaj ts'a dáang
 náay
 k'adáa náay
 k'iits'iid náay




anáa.g
 akyáa.g
 dáalaa náay
 gatáa náay
 kugiin náay
 'wáadaa náay
 gya'áangw náay
 k'ah náay
 káagaal náay
 kaj ts'a dáang
 náay
 k'adáa náay
 k'iits'iid náay



anáa.g
 akyáa.g
 dáalaa náay
 gatáa náay
 kugiin náay
 'wáadaa náay
 gya'áangw náay
 k'ah náay
 káagaal náay
 kaj ts'a dáang
 náay
 k'adáa náay
 k'iits'iid náay



anáa.g
 akyáa.g
 dáalaa náay
 gatáa náay
 kugiin náay
 'wáadaa náay
 gya'áangw náay
 k'ah náay
 káagaal náay
 kaj ts'a dáang
 náay
 k'adáa náay
 k'iits'iid náay



anáa.g
 akyáa.g
 dáalaa náay
 gatáa náay
 kugiin náay
 'wáadaa náay
 gya'áangw náay
 k'ah náay
 káagaal náay
 kaj ts'a dáang
 náay
 k'adáa náay
 k'iits'iid náay

gya'áa

áa.g
yáa.g
laa náay
táa náay
íin náay
daa náay
ngw náay
h náay
gaal náay
ang náay
áa náay
iid náay

an

áa.g
yáa.g
laa náay
táa náay
íin náay
daa náay
ngw náay
h náay
gaal náay
ang náay
áa náay
iid náay

k'iits'

áa.g
yáa.g
laa náay
táa náay
íin náay
daa náay
ngw náay
h náay
gaal náay
ang náay
áa náay
iid náay

kaj ts'a dá

áa.g
yáa.g
laa náay
táa náay
íin náay
daa náay
ngw náay
h náay
gaal náay
ang náay
áa náay
iid náay

dáa

áa.g
yáa.g
laa náay
táa náay
íin náay
daa náay
ngw náay
h náay
gaal náay
ang náay
áa náay
iid náay

ga

áa.g
yáa.g
laa náay
táa náay
íin náay
daa náay
ngw náay
h náay
gaal náay
ang náay
áa náay
iid náay

k'ad

áa.g
yáa.g
laa náay
táa náay
íin náay
daa náay
ngw náay
h náay
gaal náay
ang náay
áa náay
iid náay

ak

áa.g
yáa.g
laa náay
táa náay
íin náay
daa náay
ngw náay
h náay
gaal náay
ang náay
áa náay
iid náay

kug

áa.g
yáa.g
laa náay
táa náay
íin náay
daa náay
ngw náay
h náay
gaal náay
ang náay
áa náay
iid náay

k'a

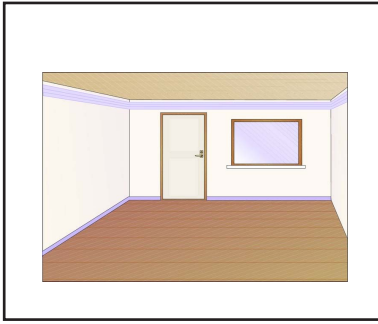
áa.g
yáa.g
laa náay
táa náay
íin náay
daa náay
ngw náay
h náay
gaal náay
ang náay
áa náay
iid náay

káa


áa.g
yáa.g
laa náay
táa náay
íin náay
daa náay
ngw náay
h náay
gaal náay
ang náay
áa náay
iid náay

'wáa


áa.g
yáa.g
laa náay
táa náay
íin náay
daa náay
ngw náay
h náay
gaal náay
ang náay
áa náay
iid náay



Blank rectangular box for labeling the room.




Blank rectangular box for labeling the tent.




Blank rectangular box for labeling the movie theater scene.




Blank rectangular box for labeling the bank scene.




Blank rectangular box for labeling the person making the bed.



Blank rectangular box for labeling the family eating.



Blank rectangular box for labeling the library scene.




Blank rectangular box for labeling the beam-walking scene.



Blank rectangular box for labeling the outhouse scene.



Blank rectangular box for labeling the prisoner eating scene.



Blank rectangular box for labeling the haircut scene.



Blank rectangular box for labeling the shopping scene.