

Cycle A • Beginners • Xaad Kíl

Student Support Materials

UNIT 12


Water Forms



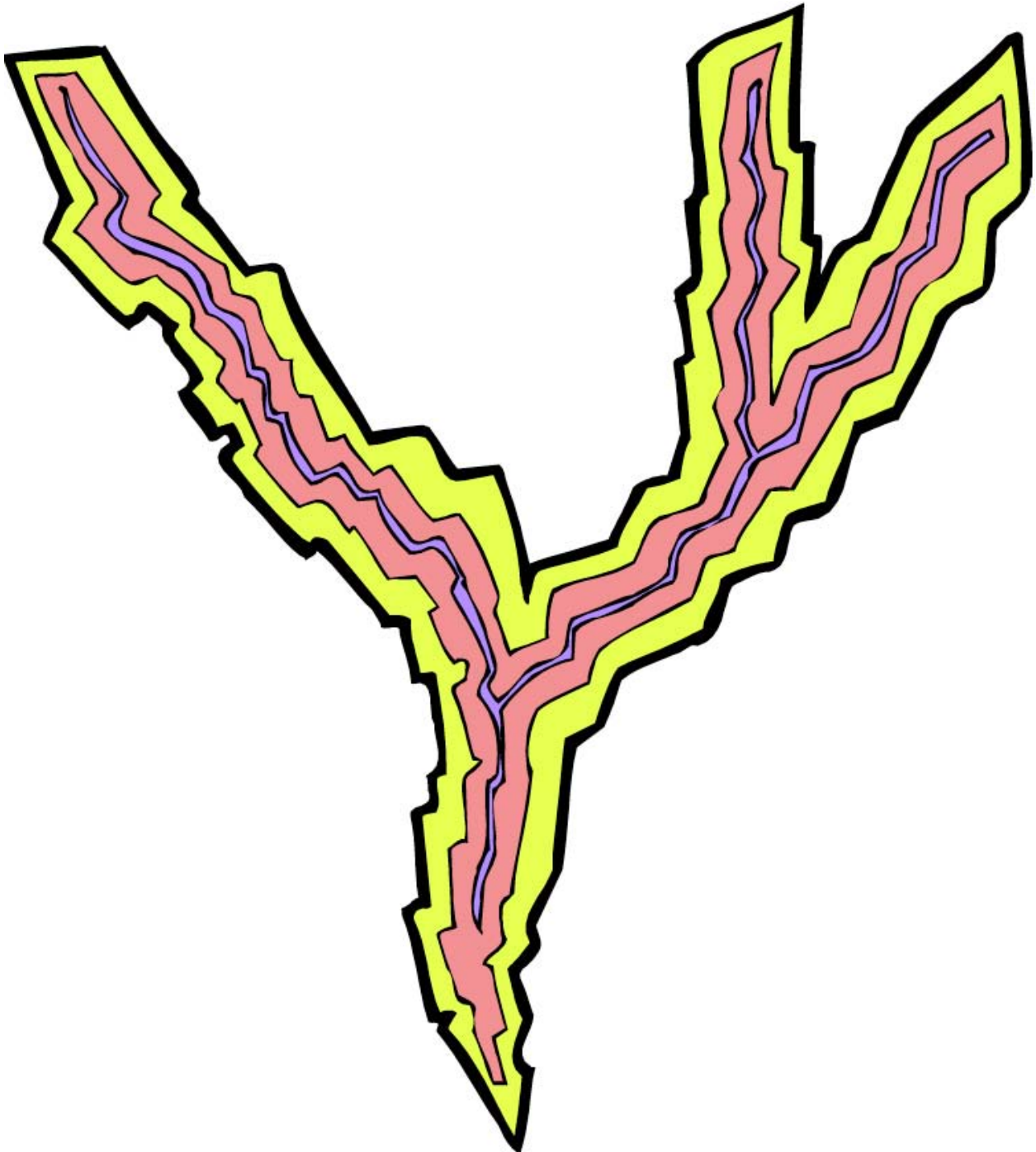
Sealaska Heritage Institute

Vocabulary Pictures


súu (lake)



gándl (water, river)




siigaay (the sea)




gaw (inlet, harbor)



táa gándlaay (salmon stream)



gándl xíilaa (spring)



kúugaay (waterfall)



gīl (deep pool)



gándl hlgeeláa (well)



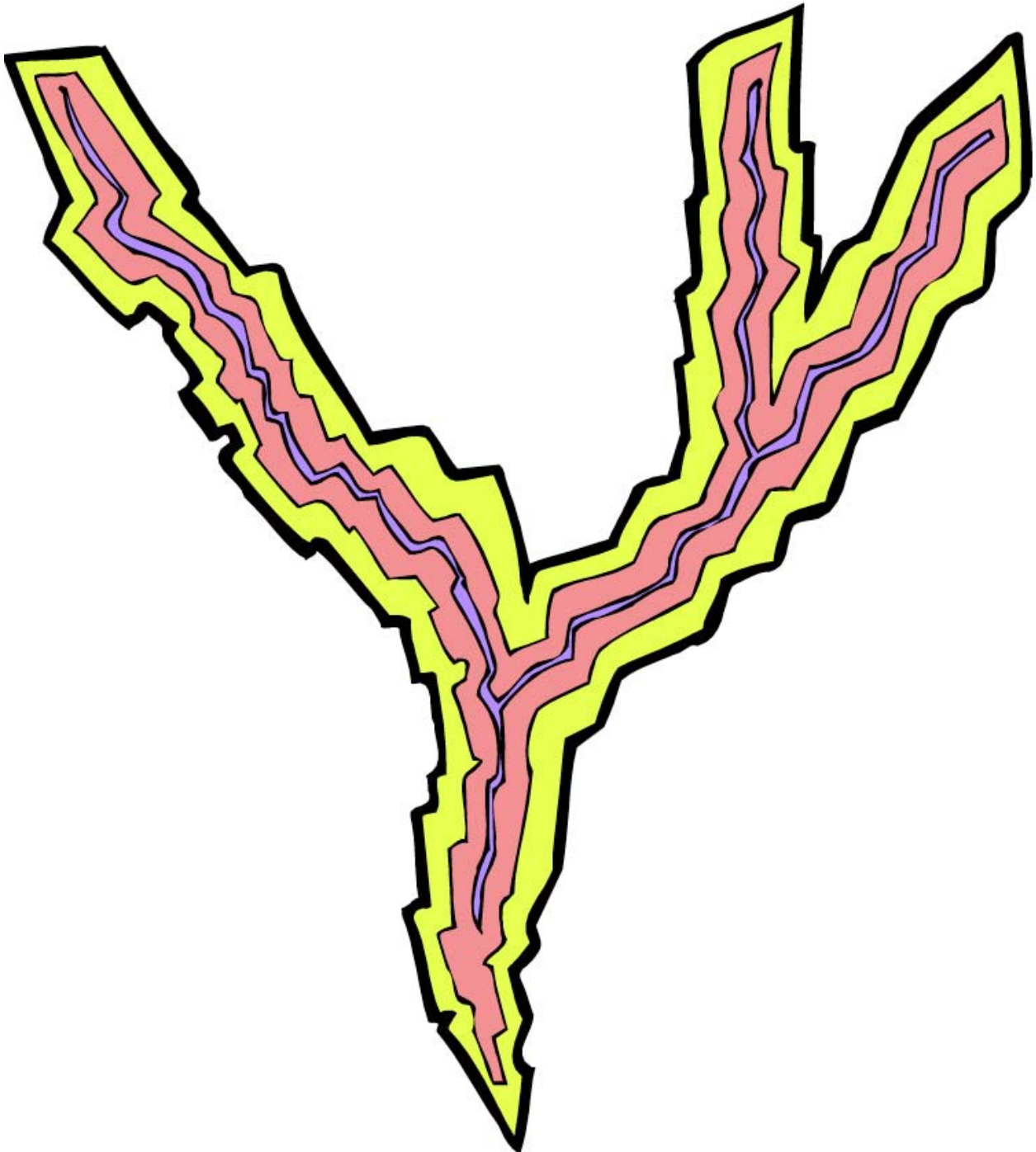
chaan (shallows)



gándl kaj (head of a river)




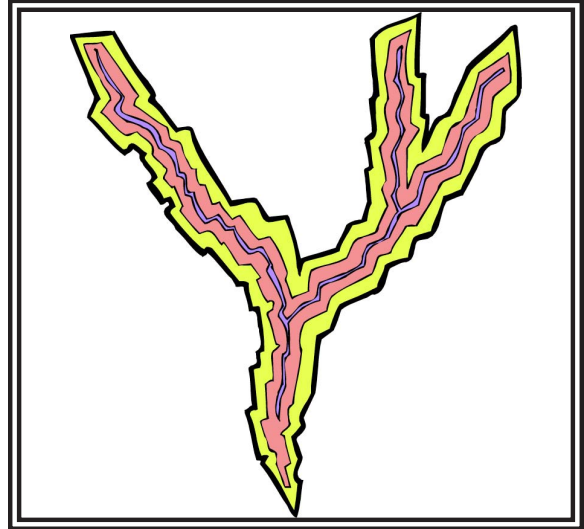
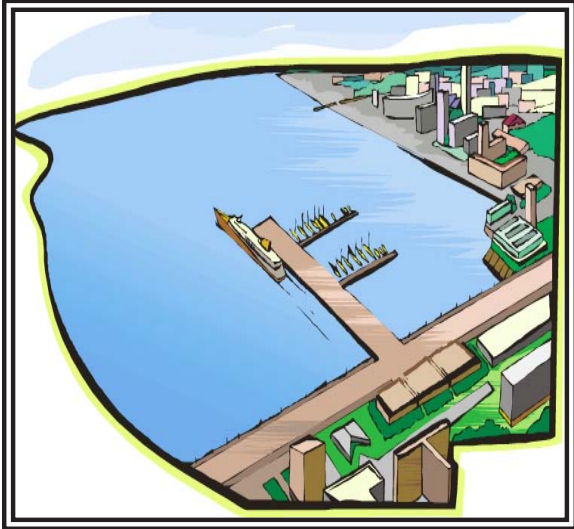


gándl t'áay (mouth of a river)








Basic Listening

Have the students cut out the vocabulary pictures; say the words and they show the pictures.





Have the students cut out the vocabulary pictures; say the words and they show the pictures.




Say the vocabulary words; the students write the numbers under the pictures.
 1. sú, 2. gándl, 3. sígaay, 4. gaw, 5. táa gándlaay, 6. gándl xíl^{aa}, 7. kúugaay
 8. gíl, 9. gándl hlceel^{áa}, 10. chaan, 11. gándl kaj, 12. gándl t'áay

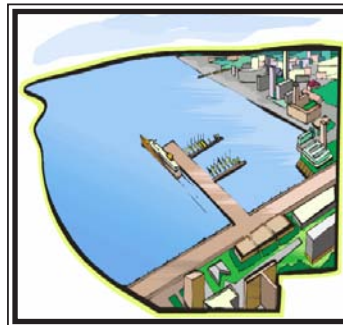
















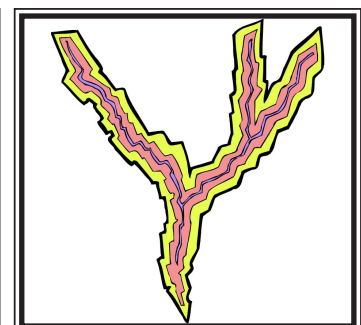












Basic Reading

Sight Recognition

súu

Gáandi

síggaay

Gáw

táa Gándaay

Gánda xíilaa

kúngaaay

gíl

gáandi higeeláa

chaan

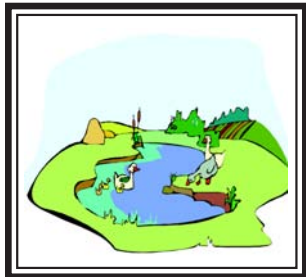
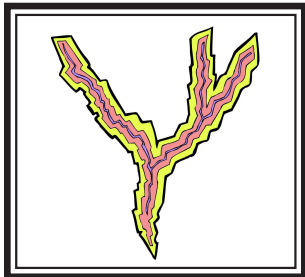



Gá̄ndi k̄aj

Gá̄ndi t'áay

Have the students find this unit's vocabulary words in the word find. They should circle the words or highlight them. You can project the word find onto the board and have the students draw configurations around the words. Turn off the overhead, showing only the word configurations on the board. The students then identify the words by their configurations.

rwerfdíxángiobje;rongaeojgweigni;fW;lOwrjdarlgms-
ww'fbmegándlrpodíistlak'ángiilaermorcaneqglejberl-
gnaedíistláayrgelrermtáagándlaaysdxyádjfbllw-
ergm nodlw3lertrlwrgoweniqliurvik'tárdfrw-
ergeereroproposalsrlijergljerglaeqavvikrlergk'ulaer-
erliaeriergándlkajlije4t43ooijduqvidíixyáaytuqqrgoj-
drgflmxc.mbcvdirerlgjaeridrhiadrfrnrhialuktuqdíika-
joirnglts'aerlgdfoijerlmadrgoinwegljdrolaergoerjinau-
raqgljrgoljergoergoljdrgojerjijiilmvoewrak'áasouweks-
úunbojw't'aerljmqaniqtuqgnaldbJjijiiarbleraanansglad-
glwengdbfletgljrlgándlxíilaakgoiivvaqturvikqak'uetak-
tuktukst'áljwerlmchaanvjjuustaliqvvatublatjokúu-
gaaybnaegoarndíistláayerferhgalmadohertnerobjepi-
ipiq;roniutuuiyiqwjwwjanuqliktuqwojwgjwjwgpjw-
pgjdíixyáaywpjgjrgergándlt'áaydíik'ulúujerpgjxág-
jepgpgk'ápojwrgpdíik'ulúuptaktuktuqerhehehthrjrrrtjr-
jrrjeiniqpakethrthjwdíigyúu56k6ioyfhhj,yyuryulr-
wwsinigvikpopwbsíigaaydíist'áaympswpt'áwpsapwsp-
wqdíikajpgpgpxánk'ánanhqfolxyák'ángalallldíxdk'á-
gyúkiouldíigawkúnlunak'ádíigyúujwt'aerljmq-
nialaqololsheejiiweigni;fW;lresourcesmergojdfbmerjij-
uutmdfojakúrmnaunratoravinngaqmaurluqglejberl-
nasheejiiioeergeleraniksivdíist'áaychaqliqtuqmsd-
fgfheewqegílrgecyt'áshahahnurluqqwofhgqoexplo-
radíikúnyut'áqtuqdíxángiiaqnodlw3luunaaqtuqertrlwr-
gowerglnerlunak'ádíigyúushahanherlerglaereragrit-
s'ángándlhlgeeláagal'qeqeecosysnirinavikteane-
iclneeefmeigandxitlaatlaen67cmei lan gemcvaekl;gni-

Have the students cut out the words and attach them to their pictures.



súu

gándl

síigaay

gaw

táa gándlaay

gándl xíilaa

kúugaay

gíl

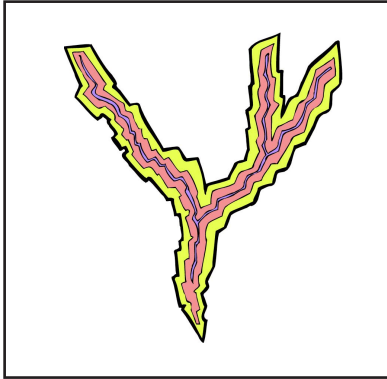
gándl hígeeláa

chaan


gándl kaj

gándl t'áay

Have the students circle the word for each picture.



súu
gándl
síigaay
gaw
táa gándlaay
gándl xíilaa
kúugaay
gíl
gándl higeeláa
chaan
gándl kaj
gándl t'áay




súu
gándl
síigaay
gaw
táa gándlaay
gándl xíilaa
kúugaay
gíl
gándl higeeláa
chaan
gándl kaj
gándl t'áay



súu
gándl
síigaay
gaw
táa gándlaay
gándl xíilaa
kúugaay
gíl
gándl higeeláa
chaan
gándl kaj
gándl t'áay



súu
gándl
síigaay
gaw
táa gándlaay
gándl xíilaa
kúugaay
gíl
gándl higeeláa
chaan
gándl kaj
gándl t'áay




súu
gándl
síigaay
gaw
táa gándlaay
gándl xíilaa
kúugaay
gíl
gándl higeeláa
chaan
gándl kaj
gándl t'áay

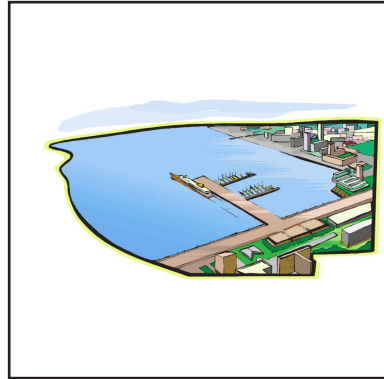


súu
gándl
síigaay
gaw
táa gándlaay
gándl xíilaa
kúugaay
gíl
gándl higeeláa
chaan
gándl kaj
gándl t'áay

Have the students circle the word for each picture.



súu
gándl
 síigaay
 gaw
 táa gándlaay
gándl xíilaa
kúugaay
 gíl
gándl hlgeeláa
 chaan
gándl kaj
gándl t'áay




súu
gándl
 síigaay
 gaw
 táa gándlaay
gándl xíilaa
kúugaay
 gíl
gándl hlgeeláa
 chaan
gándl kaj
gándl t'áay




súu
gándl
 síigaay
 gaw
 táa gándlaay
gándl xíilaa
kúugaay
 gíl
gándl hlgeeláa
 chaan
gándl kaj
gándl t'áay



súu
gándl
 síigaay
 gaw
 táa gándlaay
gándl xíilaa
kúugaay
 gíl
gándl hlgeeláa
 chaan
gándl kaj
gándl t'áay



súu
gándl
 síigaay
 gaw
 táa gándlaay
gándl xíilaa
kúugaay
 gíl
gándl hlgeeláa
 chaan
gándl kaj
gándl t'áay



súu
gándl
 síigaay
 gaw
 táa gándlaay
gándl xíilaa
kúugaay
 gíl
gándl hlgeeláa
 chaan
gándl kaj
gándl t'áay

Have the students cut out the words. Show the vocabulary pictures and the students should show you the words for them.

súu

gándl

síigaay

gaw

táa gándlaay

gándl xíilaa

kúugaay

gíl

Gándl

hlgeeláa

chaan

Gándl kaj

Gándl t'áay

Basic Reading

Encoding

Have the students cut out the word parts and glue them into the words.

__u

G__l

síi__

G__

táa __laay

gándl xi__

__gaay

g__

gándl __eláa

__an

gándl __

gándl t'__

ánd

áy

ilaa

sú

hlge

gándl

kaj

íl

kúu

gaay

cha

aw

Have the students cut out the word halves and glue them together.

s

gá

síi

G

táa gán

gándl xí

kú

g

gándl hlg

ch

gándl

gándl

gaay

dlaay

ilaa

t'áay

ugaay

aan

úu

eeláa

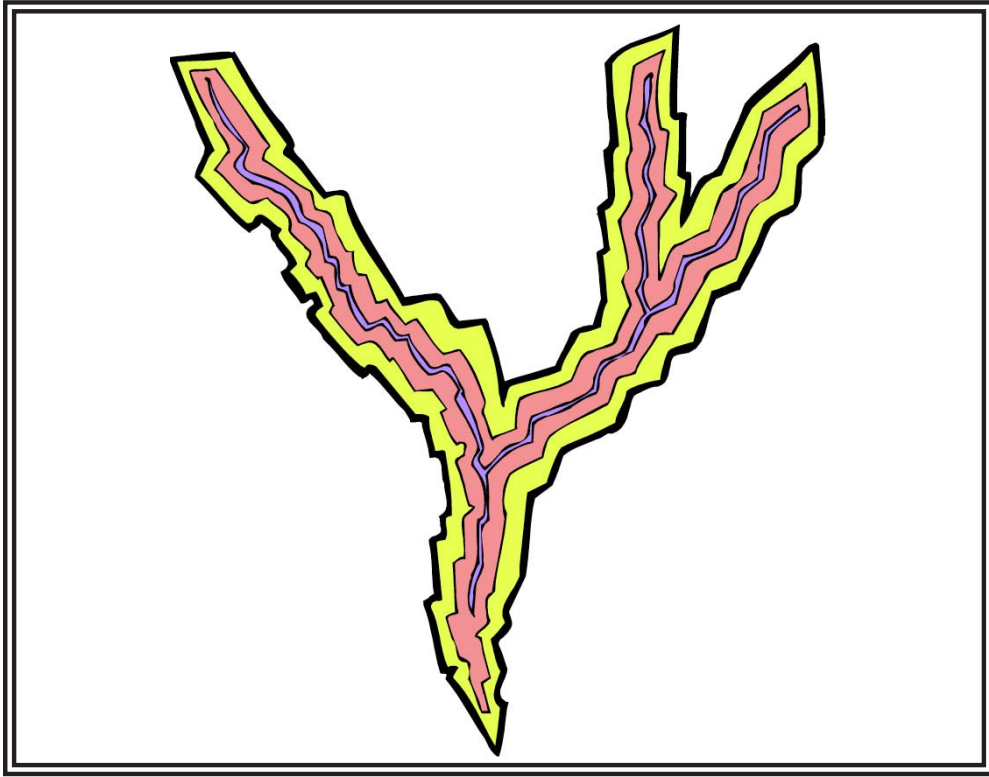
kaj

aw

íl

ndl

Have the students cut out the letters and spell the word for the picture.



a t' d á l
n G á y

Basic Writing

Have the students complete the words by writing the missing parts.

___u

G___l

síi___

G___

táa ___laay

gándl xi___

___gaay

g___

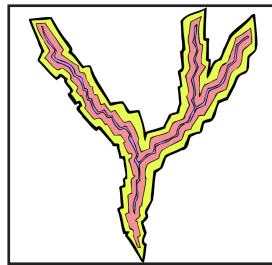


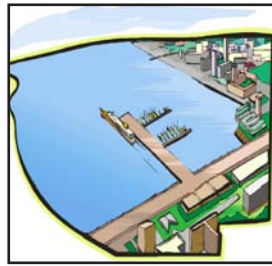


gándl ___eláa

___an

gándl ___

gándl t'___

Have the students write the words for the pictures.



Dialog Activity Page

a. Goox' sáwé át has wusikwaan.

b. _____ át has wusikwaan.

b. _____ haat has uwa.át.

69

a. Áyáx áwé.

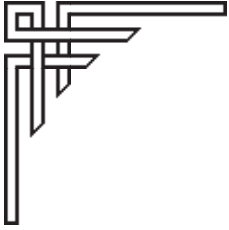
súu gándl síigaay gaw

táa gándlaay gándl xíilaa kúugaay gíl

gándl hlgeeláa chaan gándl kaj gándl t'áay

Have the students cut out the words below. Tell them which word(s) to put in the spaces in the dialog. Read the dialog with the students in choral, group, and individual forms. Change the word(s) after each round.

Unit Assessment



Haida Language Program

Unit Assessment Teacher's Notes

Cycle A Beginners Grade 9-11

Grade _____

Unit 12

Theme: Water Forms

Date: _____



Provide each student with a copy of the **students' pages**. Read the following questions; the students answer the questions on their copies of the assessment.

Basic Listening

“Turn to page 1 in your test. Look at the pictures in the boxes.”

1. “Write the number 1 on top of the picture of **súu**.”
2. “Write the number 2 on top of the picture of **gándl**.”
3. “Write the number 3 on top of the picture of **siigaay**.”
4. “Write the number 4 on top of the picture of **gaw**.”
5. “Write the number 5 on top of the picture of **táa gándlaay**.”
6. “Write the number 6 on top of the picture of **gándl xiilaa**.”
7. “Write the number 7 on top of the picture of **kúugaay**.”
8. “Write the number 8 on top of the picture of **gíl**.”
9. “Write the number 9 on top of the picture of **gándl hlgeeláa**.”
10. “Write the number 10 on top of the picture of **chaan**.”
11. “Write the number 11 on top of the picture of **gándl kaj**.”
12. “Write the number 12 on top of the picture of **gándl t'áay**.”

Sight Recognition

“Turn to page 3 in your test.”

“Look at the pictures in the boxes. Circle the word for each picture.”

Decoding/Encoding

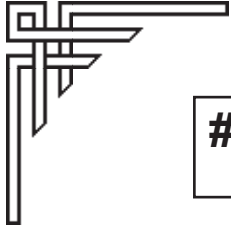
“Turn to page 5 in your test.”

“Look at the word parts in the boxes. Circle the other half or part of each word.”

Basic Writing

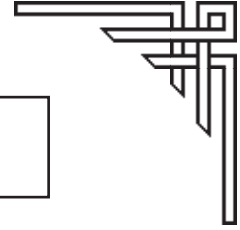
“Turn to page 7 in your test.”

“Look at the pictures in the boxes. Write the word for each picture.”



Correct:

% Correct:



Unit Assessment

Student Pages

Cycle A Beginners Grade 9-11

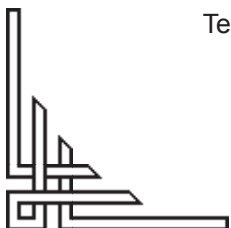
Unit 12

Theme: Water Forms

Date: _____

Student's Name: _____

Grade: _____




Teacher: To get a percentage for this student's assessment:

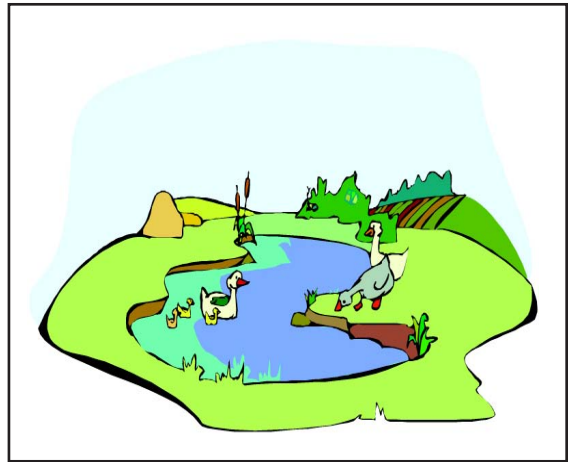
divide the total number of questions correct by the total number of questions; multiply this answer by 100 to determine the percentage of questions answered correctly.





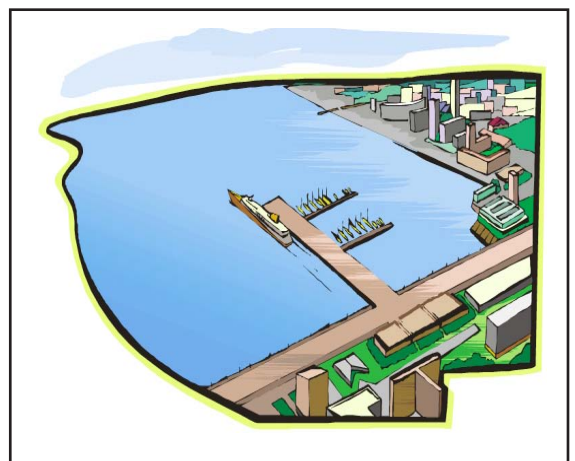
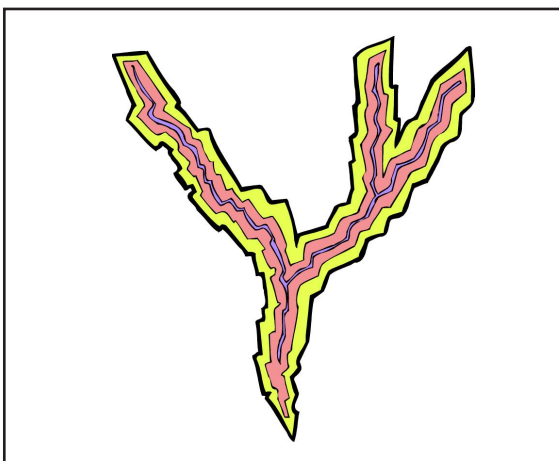




















súu
 gándl
 síigaay
 gaw
 táa gándlaay
 gándl xíilaa
 kúugaay
 gíl
 gándl hlgeeláa
 chaan
 gándl kaj
 gándl t'áay




súu
 gándl
 síigaay
 gaw
 táa gándlaay
 gándl xíilaa
 kúugaay
 gíl
 gándl hlgeeláa
 chaan
 gándl kaj
 gándl t'áay



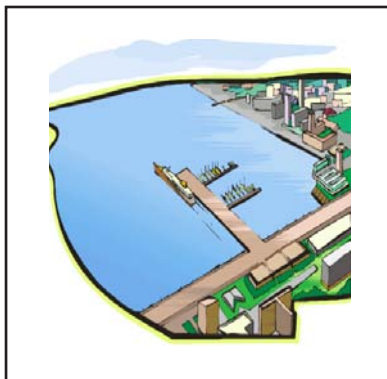
súu
 gándl
 síigaay
 gaw
 táa gándlaay
 gándl xíilaa
 kúugaay
 gíl
 gándl hlgeeláa
 chaan
 gándl kaj
 gándl t'áay



súu
 gándl
 síigaay
 gaw
 táa gándlaay
 gándl xíilaa
 kúugaay
 gíl
 gándl hlgeeláa
 chaan
 gándl kaj
 gándl t'áay



súu
 gándl
 síigaay
 gaw
 táa gándlaay
 gándl xíilaa
 kúugaay
 gíl
 gándl hlgeeláa
 chaan
 gándl kaj
 gándl t'áay



súu
 gándl
 síigaay
 gaw
 táa gándlaay
 gándl xíilaa
 kúugaay
 gíl
 gándl hlgeeláa
 chaan
 gándl kaj
 gándl t'áay



sú
 gándl
 sígaay
 gaw
 táa gándlaay
 gándl xíilaa
 kúugaay
 gíl
 gándl hlgeeláa
 chaan
 gándl kaj
 gándl t'áay




sú
 gándl
 sígaay
 gaw
 táa gándlaay
 gándl xíilaa
 kúugaay
 gíl
 gándl hlgeeláa
 chaan
 gándl kaj
 gándl t'áay




sú
 gándl
 sígaay
 gaw
 táa gándlaay
 gándl xíilaa
 kúugaay
 gíl
 gándl hlgeeláa
 chaan
 gándl kaj
 gándl t'áay



sú
 gándl
 sígaay
 gaw
 táa gándlaay
 gándl xíilaa
 kúugaay
 gíl
 gándl hlgeeláa
 chaan
 gándl kaj
 gándl t'áay



sú
 gándl
 sígaay
 gaw
 táa gándlaay
 gándl xíilaa
 kúugaay
 gíl
 gándl hlgeeláa
 chaan
 gándl kaj
 gándl t'áay



sú
 gándl
 sígaay
 gaw
 táa gándlaay
 gándl xíilaa
 kúugaay
 gíl
 gándl hlgeeláa
 chaan
 gándl kaj
 gándl t'áay

<u>g</u>	úu ndl gaay aw laay ilaa ugaay íl eláa aan <u>kaj</u> t'áay
----------	--

<u>kú</u>	úu ndl gaay aw laay ilaa ugaay íl eláa aan <u>kaj</u> t'áay
-----------	--

<u>gá</u> ndl <u>x</u>	úu ndl gaay aw laay ilaa ugaay íl eláa aan <u>kaj</u> t'áay
------------------------	--

ch	úu ndl gaay aw laay ilaa ugaay íl eláa aan <u>kaj</u> t'áay
----	--

<u>gá</u>	úu ndl gaay aw laay ilaa ugaay íl eláa aan <u>kaj</u> t'áay
-----------	--

<u>gá</u> ndl	úu ndl gaay aw laay ilaa ugaay íl eláa aan <u>kaj</u> t'áay
---------------	--

g	úu ndl gaay aw laay ilaa ugaay íl eláa aan <u>kaj</u> t'áay
----------	--


síi	úu ndl gaay aw laay ilaa ugaay íl eláa aan <u>kaj</u> t'áay
------------	--

s	úu ndl gaay aw laay ilaa ugaay íl eláa aan <u>kaj</u> t'áay
----------	--

gándl	úu ndl gaay aw laay ilaa ugaay íl eláa aan <u>kaj</u> t'áay
--------------	--

gándl hlg	úu ndl gaay aw laay ilaa ugaay íl eláa aan <u>kaj</u> t'áay
------------------	--

táa gán	úu ndl gaay aw laay ilaa ugaay íl eláa aan <u>kaj</u> t'áay
----------------	--




Blank rectangular box for labeling the image above.




Blank rectangular box for labeling the image above.




Blank rectangular box for labeling the image above.




Blank rectangular box for labeling the image above.



Blank rectangular box for labeling the image above.



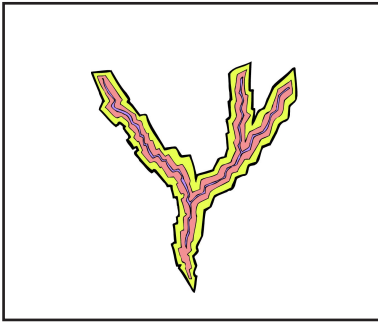
Blank rectangular box for labeling the image above.




Blank rectangular box for labeling the image above.



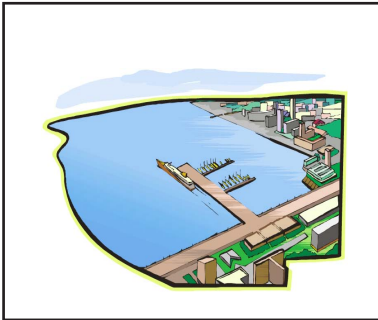
Blank rectangular box for labeling the image above.




Blank rectangular box for labeling the image above.



Blank rectangular box for labeling the image above.



Blank rectangular box for labeling the image above.



Blank rectangular box for labeling the image above.