

Cycle A • Beginners • Xaad Kíl

Student Support Materials

UNIT 13

The Land



Sealaska Heritage Institute

Vocabulary Pictures

gwáay (island)



tlat'a'áaw (mountain)



kwa (rock)



chaaw salii (beach)



táas (sand)



gaw (inlet, harbor)



kún (point)



sdál (cliff)




cháan (mud)




k'uk'áal (reef)



k'uk'áal táajaa (sandbar)







k'wii (soil)






Basic Listening

Have the students cut out the vocabulary pictures; say the words and they show the pictures.







Have the students cut out the vocabulary pictures; say the words and they show the pictures.



Say the vocabulary words; the students write the numbers under the pictures.

1. gwáay, 2. tlat'a'áaw, 3. k_waa, 4. chaaw salíi, 5. táas, 6. gaw, 7. kún, 8. sdál
9. cháan, 10. k'uk'áal, 11. k'uk'áal táajaa, 12. k'wíi



Basic Reading

Sight Recognition

gwááay

tlat'a'áaw

kwaa

chaaw salii

táas

Gaw

kún

sodái

cháan

k'uk'áal




k'uk'áal táajaa

k'wíi

Have the students find this unit's vocabulary words in the word find. They should circle the words or highlight them. You can project the word find onto the board and have the students draw configurations around the words. Turn off the overhead, showing only the word configurations on the board. The students then identify the words by their configurations.

rwerfdíxángiobje;rongaeojgweigni;fW;lOwrjdarlgms-
ww'fbtlat'a'áawmerpodíistlak'ángiilaermorcaneqgle-
jberlgnaedíistláayrgelrersdxyádjfbwergmnodlw3lert
rlwrgoweniqliurvikt'árdfrwergeereroproposalsrlijer-
gljerglaeqavgawvikrlergk'ulaererliaerierlije4t43ooij-
duqvidíixyáaytuqqrgojdrgflmxc.mbcvdirerlgjaeridrhi-
adrfnrhialuktuqdíikajoirnglts'áerkúnlgdfoijerlmadr-
goinwegljdrolaergoerjinauraqgljrgoljergoergoljdrgo-
jerjijiilmvoewrak'áasouweknbojw't'áerljmqaniqtuqgnal-
dbJjijiiarbleraanansgladrglwengdbfletgljrlkgoiivvaqtur
vikqak'uetaktukk'uk'áaltáajaatukst'áljwerlmvjiju-
ustaliqvvatublatjobnaegoak'uk'áalrndíistláayerferhgal-
madohertnerobjepiipiq;roniutuiyiqwjwwjanuqliktuq-
wojwgjwjwgpjwpgjdíixyáaywpjgjrgerdíik'ulúu-
jerpjgággjepgpgk'ápojwrgpdíik'ulúuptaktuktugerhehe-
hthrrrrtjrjrrjeiniqpakegwáaythrthjwdíigyúu56k6ioyfh-
hj,yyuryulrwwsinigvikpopwbdíist'áaympswpt'áwpsap-
wspwqdíikajpgpgpxánkwaak'ánanhqfolxyák'ángalal-
lldíxdk'ágyúkiouldíikúnlunak'ádíigyúujwt'áerljmq-
nialaqololsheejiiweigni;fW;lrestáasourcesmergojdfbm
erjijuutmdfoj-kúrmnaunratoravinngaqmaurluqglejberl-
nasheejiiioeergeleraniksivdíist'áaychaqliqtuqmsd-
fgfheewqergcchaawsalíiuyt'áshahahnurluqqwofhgqo-
exploradíikúnyut'áqtuqdíixángsdáliiaqnodlw3luunaaq-
tuqercháantrlwrgowerglnerlunak'ádíigyúushahanher-
lerglaereragrits'ángal'qek'wíiqeecosysnirina-
vikteaqiqauruqklaqmsn8ceaoeqkukwiitlatniceasgaqm-
sn8ceaoeqkukwiitlceaoeqkulOwrjdarvdsbhejhuy5sgk-

Have the students cut out the words and attach them to their pictures.



gwáay

tlat'a'áaw

kwa

chaaw salíi

táas

gaw

kún

sdál


cháan

k'uk'áal

k'uk'áal táajaa

k'wíi

Have the students circle the word for each picture.



gwáay
tlat'a'áaw
kwaa
chaaw salíi
táas
gaw
kún
sdál
cháan
k'uk'áal
k'uk'áal táajaa
k'wii



gwáay
tlat'a'áaw
kwaa
chaaw salíi
táas
gaw
kún
sdál
cháan
k'uk'áal
k'uk'áal táajaa
k'wii



gwáay
tlat'a'áaw
kwaa
chaaw salíi
táas
gaw
kún
sdál
cháan
k'uk'áal
k'uk'áal táajaa
k'wii



gwáay
tlat'a'áaw
kwaa
chaaw salíi
táas
gaw
kún
sdál
cháan
k'uk'áal
k'uk'áal táajaa
k'wii



gwáay
tlat'a'áaw
kwaa
chaaw salíi
táas
gaw
kún
sdál
cháan
k'uk'áal
k'uk'áal táajaa
k'wii




gwáay
tlat'a'áaw
kwaa
chaaw salíi
táas
gaw
kún
sdál
cháan
k'uk'áal
k'uk'áal táajaa
k'wii

Have the students circle the word for each picture.




gwáay
tlat'a'áaw
kwaa
chaaw salii
táas
gaw
kún
sdál
cháan
k'uk'áal
k'uk'áal táajaa
k'wii



gwáay
tlat'a'áaw
kwaa
chaaw salii
táas
gaw
kún
sdál
cháan
k'uk'áal
k'uk'áal táajaa
k'wii




gwáay
tlat'a'áaw
kwaa
chaaw salii
táas
gaw
kún
sdál
cháan
k'uk'áal
k'uk'áal táajaa
k'wii



gwáay
tlat'a'áaw
kwaa
chaaw salii
táas
gaw
kún
sdál
cháan
k'uk'áal
k'uk'áal táajaa
k'wii



gwáay
tlat'a'áaw
kwaa
chaaw salii
táas
gaw
kún
sdál
cháan
k'uk'áal
k'uk'áal táajaa
k'wii



gwáay
tlat'a'áaw
kwaa
chaaw salii
táas
gaw
kún
sdál
cháan
k'uk'áal
k'uk'áal táajaa
k'wii

Have the students cut out the words. Show the vocabulary pictures and the students should show you the words for them.

gwáay

tlat'a'áaw

kwaa

chaaw salíi

táas

Gaw

kún

sdál

cháan

k'uk'áal

k'uk'áal táajaa

k'wíi

Basic Reading

Encoding

Have the students cut out the word parts and glue them into the words.

g__y

___a'áaw

kw__

___aw salíi

tá__

__w

k_n

__ál

ch___

___áal

k'uk'áal ___jaa

k'___

aa

ú

áan

wáa

sd

k'uk'

Ga

táa

as

tlat'

wíi

cha

Have the students cut out the word halves and glue them together.

gw

tlat'a'

kw

chaaw

tá

G

k

sd

ch

k'uk'

k'uk'áal

k'

salíi

ún

táajaa

wíi

ál

áal

áaw

aw

aa

áay

áan

as

Have the students cut out the letters and spell the word for the picture.



a w l í h
s i c a a

Basic Writing

Have the students complete the words by writing the missing parts.

g__y

____a'áaw

kw__

____aw salíi

tá__

__w

k_n

__ál




ch____

____áal

k'uk'áal ____jaa

k'____

Have the students write the words for the pictures.



Dialog Activity Page

Have the students cut out the words below. Tell them which word(s) to put in the spaces in the dialog. Read the dialog with the students in choral, group, and individual forms. Change the word(s) after each round.

- a. _____ gw dǎng k̄éng hlangaa?
b. Áang, _____ HI k̄éng hlangaang.

a. Tl'áan uu íijang?

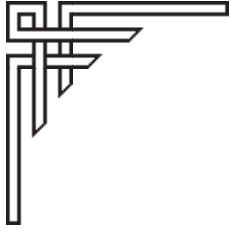
b. Wáatl'an aa.

gwáay tlat'a'áaw k̄waa chaaw salíi

táas gaw kún sdál

cháan k'uk'áal k'uk'áal táajaa k'wíi

Unit Assessment



Haida Language Program

Unit Assessment Teacher's Notes

Cycle A Beginners Grade 9-11

Grade _____

Unit 13

Theme: The Land

Date: _____



Provide each student with a copy of the **students' pages**. Read the following questions; the students answer the questions on their copies of the assessment.

Basic Listening

“Turn to page 1 in your test. Look at the pictures in the boxes.”

1. “Write the number 1 on top of the picture of **gwáay**.”
2. “Write the number 2 on top of the picture of **tlat'a'áaw**.”
3. “Write the number 3 on top of the picture of **kwaa**.”
4. “Write the number 4 on top of the picture of **chaaw salii**.”
5. “Write the number 5 on top of the picture of **táas**.”
6. “Write the number 6 on top of the picture of **gaw**.”
7. “Write the number 7 on top of the picture of **kún**.”
8. “Write the number 8 on top of the picture of **sdál**.”
9. “Write the number 9 on top of the picture of **cháan**.”
10. “Write the number 10 on top of the picture of **k'uk'áal**.”
11. “Write the number 11 on top of the picture of **k'uk'áal táajaa**.”
12. “Write the number 12 on top of the picture of **k'wii**.”

Sight Recognition

“Turn to page 3 in your test.”

“Look at the pictures in the boxes. Circle the word for each picture.”

Decoding/Encoding

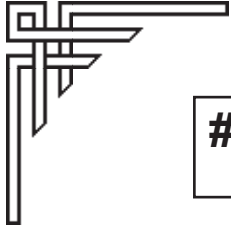
“Turn to page 5 in your test.”

“Look at the word parts in the boxes. Circle the other half or part of each word.”

Basic Writing

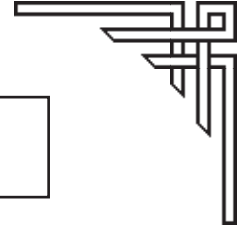
“Turn to page 7 in your test.”

“Look at the pictures in the boxes. Write the word for each picture.”



Correct:

% Correct:



Unit Assessment

Student Pages

Cycle A Beginners Grade 9-11

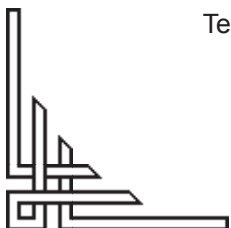
Unit 13

Theme: The Land

Date: _____




Student's Name: _____

Grade: _____




Teacher: To get a percentage for this student's assessment:
divide the total number of questions correct by the total number
of questions; multiply this answer by 100 to determine the per
centage
of questions answered correctly.







[Empty box]



[Empty box]




[Empty box]



[Empty box]



[Empty box]



[Empty box]





gwáay
 tlat'a'áaw
kwa
 chaaw salii
 táas
gaw
 kún
 sdál
 cháan
 k'uk'áal
 k'uk'áal táajaa
k'wii



gwáay
 tlat'a'áaw
kwa
 chaaw salii
 táas
gaw
 kún
 sdál
 cháan
 k'uk'áal
 k'uk'áal táajaa
k'wii



gwáay
 tlat'a'áaw
kwa
 chaaw salii
 táas
gaw
 kún
 sdál
 cháan
 k'uk'áal
 k'uk'áal táajaa
k'wii




gwáay
 tlat'a'áaw
kwa
 chaaw salii
 táas
gaw
 kún
 sdál
 cháan
 k'uk'áal
 k'uk'áal táajaa
k'wii



gwáay
 tlat'a'áaw
kwa
 chaaw salii
 táas
gaw
 kún
 sdál
 cháan
 k'uk'áal
 k'uk'áal táajaa
k'wii



gwáay
 tlat'a'áaw
kwa
 chaaw salii
 táas
gaw
 kún
 sdál
 cháan
 k'uk'áal
 k'uk'áal táajaa
k'wii



gwáay
 tlat'a'áaw
 kwaa
 chaaw salii
 táas
 gaw
 kún
 sdál
 cháan
 k'uk'áal
 k'uk'áal táajaa
 k'wii




gwáay
 tlat'a'áaw
 kwaa
 chaaw salii
 táas
 gaw
 kún
 sdál
 cháan
 k'uk'áal
 k'uk'áal táajaa
 k'wii



gwáay
 tlat'a'áaw
 kwaa
 chaaw salii
 táas
 gaw
 kún
 sdál
 cháan
 k'uk'áal
 k'uk'áal táajaa
 k'wii



gwáay
 tlat'a'áaw
 kwaa
 chaaw salii
 táas
 gaw
 kún
 sdál
 cháan
 k'uk'áal
 k'uk'áal táajaa
 k'wii



gwáay
 tlat'a'áaw
 kwaa
 chaaw salii
 táas
 gaw
 kún
 sdál
 cháan
 k'uk'áal
 k'uk'áal táajaa
 k'wii



gwáay
 tlat'a'áaw
 kwaa
 chaaw salii
 táas
 gaw
 kún
 sdál
 cháan
 k'uk'áal
 k'uk'áal táajaa
 k'wii

k'uk'áal taa

áay
'áaw
waa
alii
as
aw
ún
dál
áan
áal
jaa
wii

tlat'a'

áay
'áaw
waa
alii
as
aw
ún
dál
áan
áal
jaa
wii

gw

áay
'áaw
waa
alii
as
aw
ún
dál
áan
áal
jaa
wii

k'uk'

áay
'áaw
waa
alii
as
aw
ún
dál
áan
áal
jaa
wii

k

áay
'áaw
waa
alii
as
aw
ún
dál
áan
áal
jaa
wii

tá

áay
'áaw
waa
alii
as
aw
ún
dál
áan
áal
jaa
wii

chaaw s

áay
'áaw
waa
alii
as
aw
ún
dál
áan
áal
jaa
wii

ch

áay
'áaw
waa
alii
as
aw
ún
dál
áan
áal
jaa
wii

s

áay
'áaw
waa
alii
as
aw
ún
dál
áan
áal
jaa
wii

g

áay
'áaw
waa
alii
as
aw
ún
dál
áan
áal
jaa
wii

k

áay
'áaw
waa
alii
as
aw
ún
dál
áan
áal
jaa
wii

k'


áay
'áaw
waa
alii
as
aw
ún
dál
áan
áal
jaa
wii



Blank rectangular box for labeling the image above.



Blank rectangular box for labeling the image above.




Blank rectangular box for labeling the image above.




Blank rectangular box for labeling the image above.




Blank rectangular box for labeling the image above.



Blank rectangular box for labeling the image above.



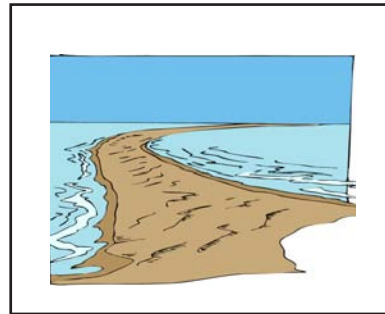
Blank rectangular box for labeling the first image.




Blank rectangular box for labeling the second image.




Blank rectangular box for labeling the third image.



Blank rectangular box for labeling the fourth image.



Blank rectangular box for labeling the fifth image.



Blank rectangular box for labeling the sixth image.