

Cycle A • Beginners • Xaad Kíl

# Student Support Materials

UNIT 1

My Body Parts



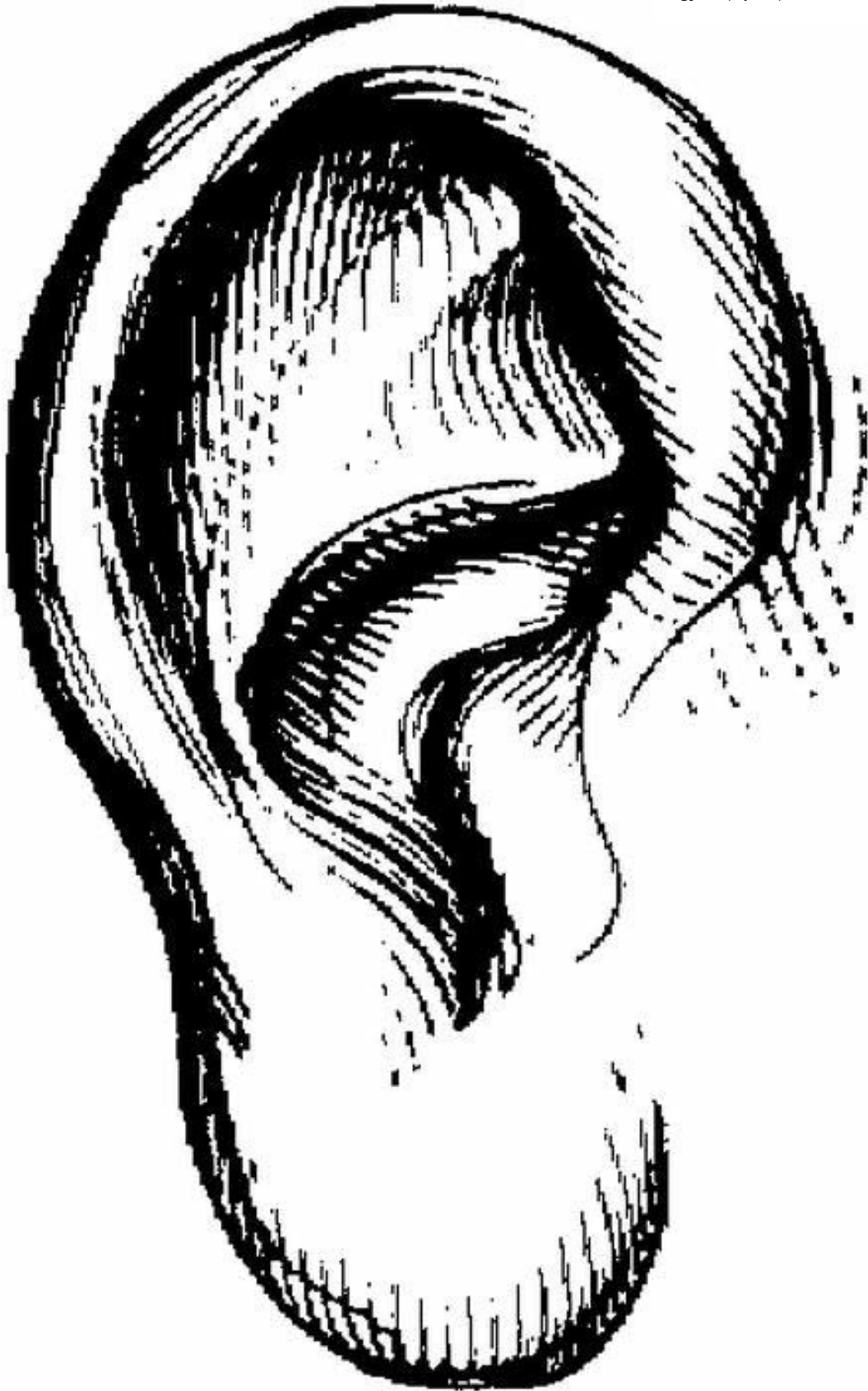
Sealaska Heritage Institute

# Vocabulary Pictures

dii xyáay (my arm)




dī gyú (my ear)



dī xǎngjī (my eye)



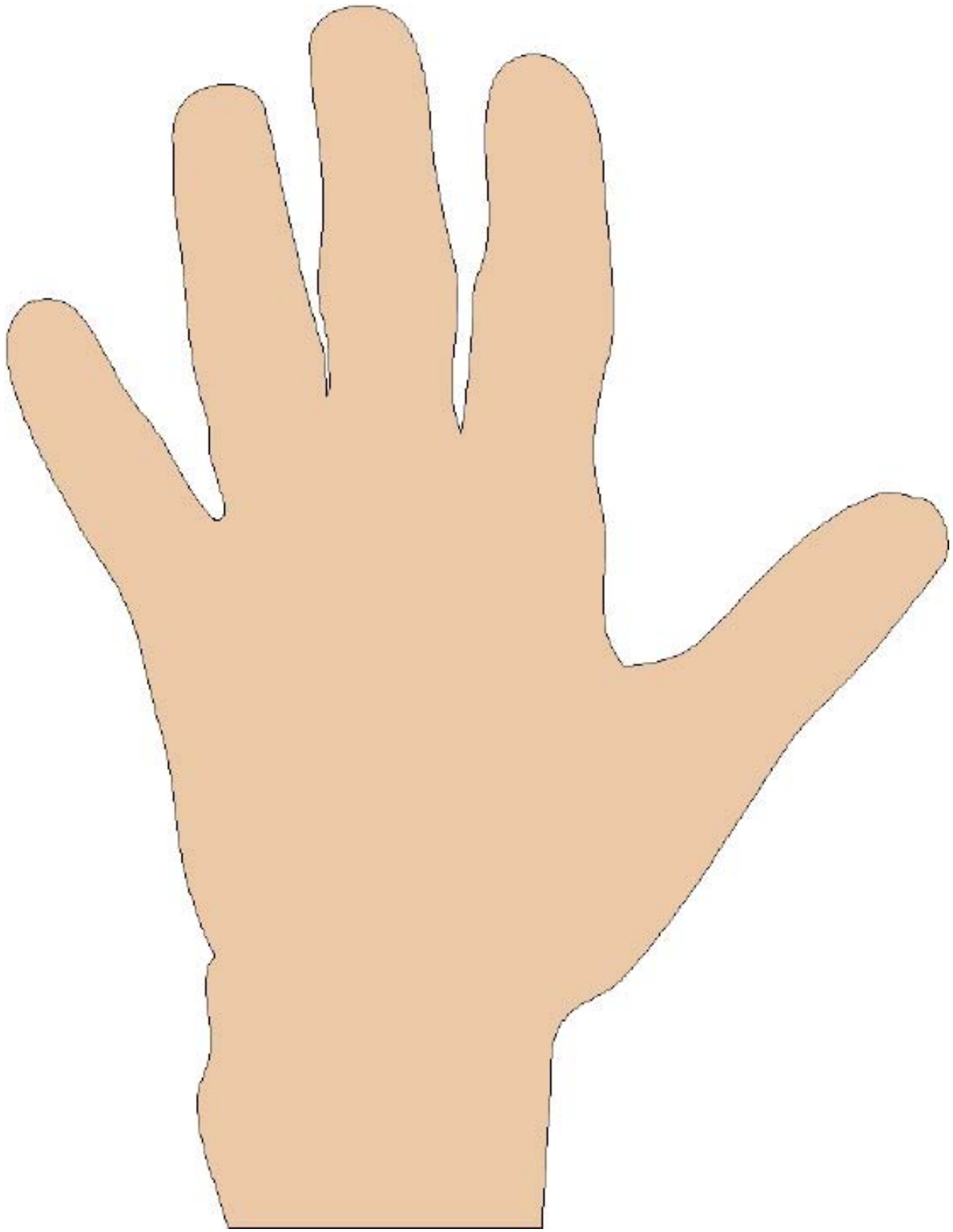
dii stla k'ángii (my finger)



dii st'áay (my foot)



dii stláay (my hand)

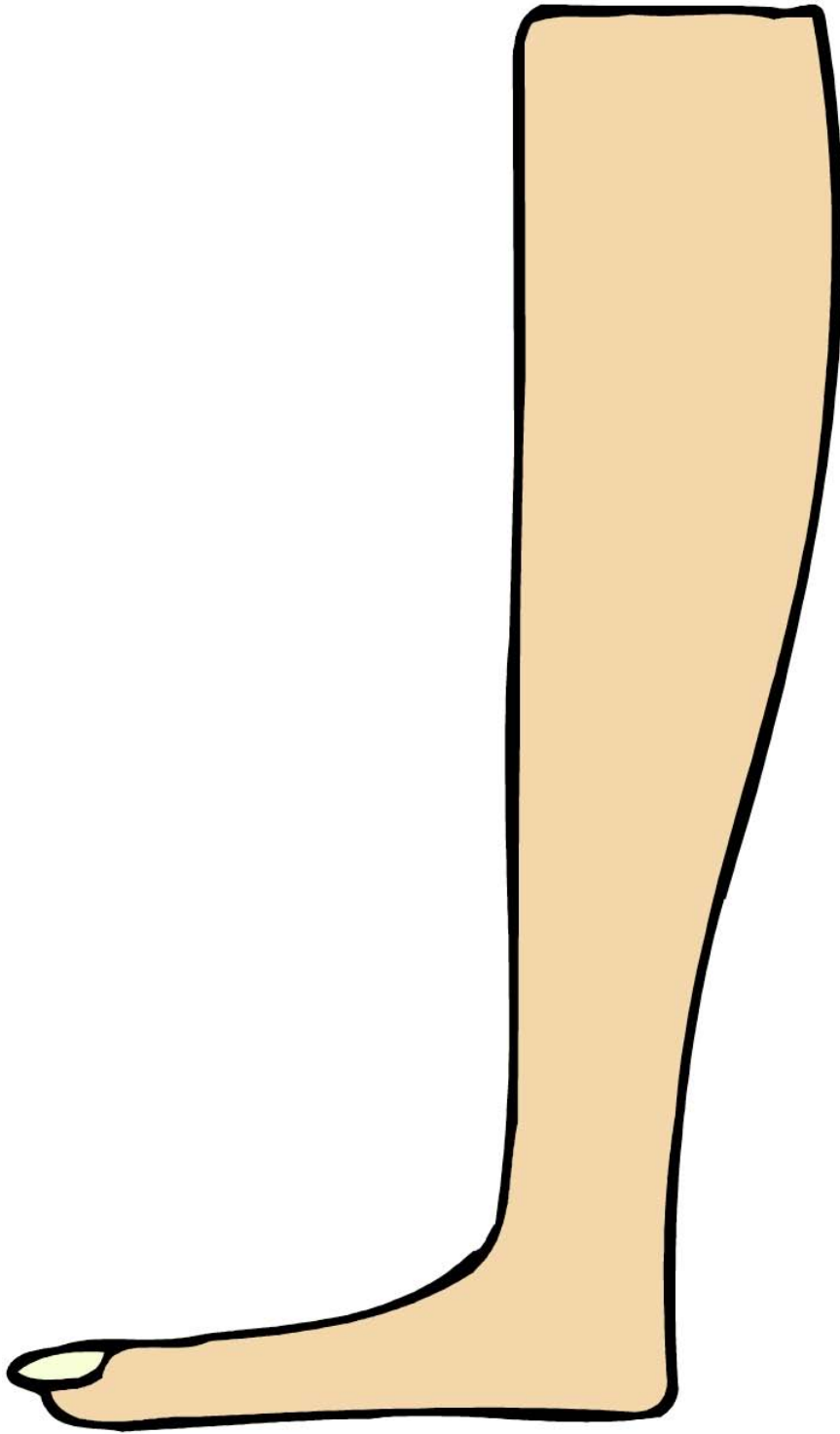




dii kaj (my head)



di k'ulúu (my leg)



dī kún (my nose)



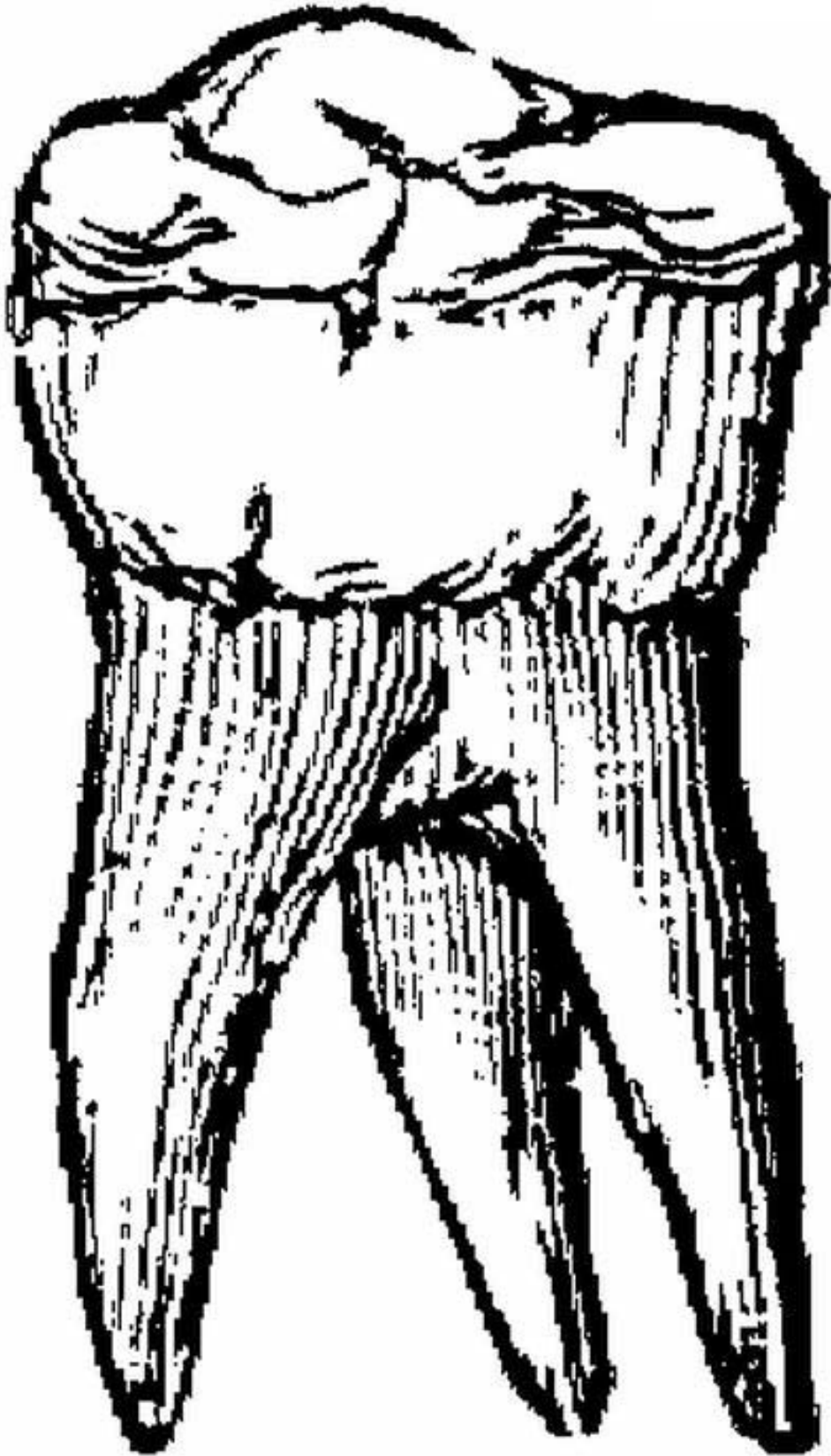
dii st'a k'ángii (my toe)



dii t'áangal (my tongue)



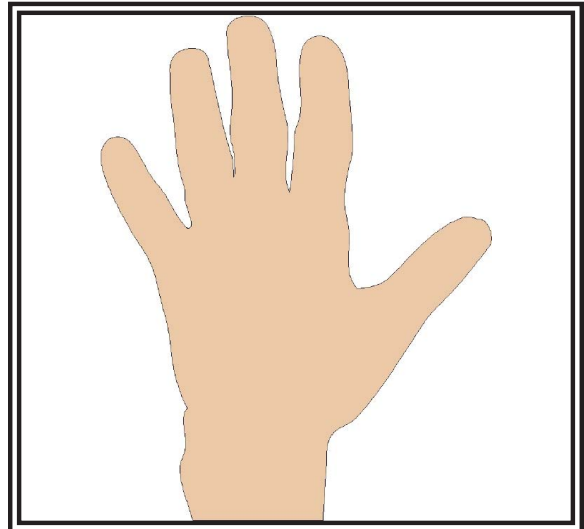
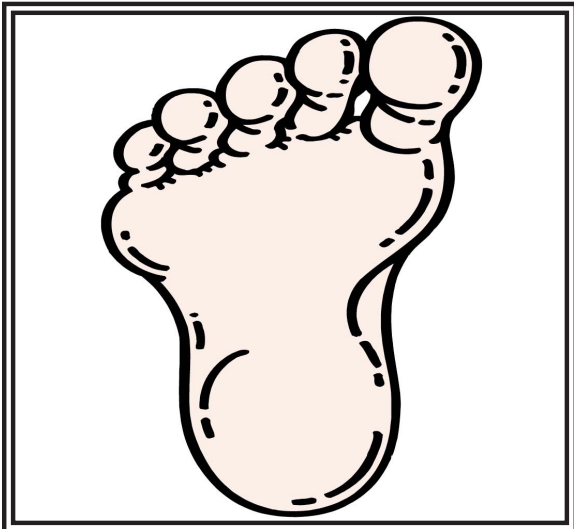
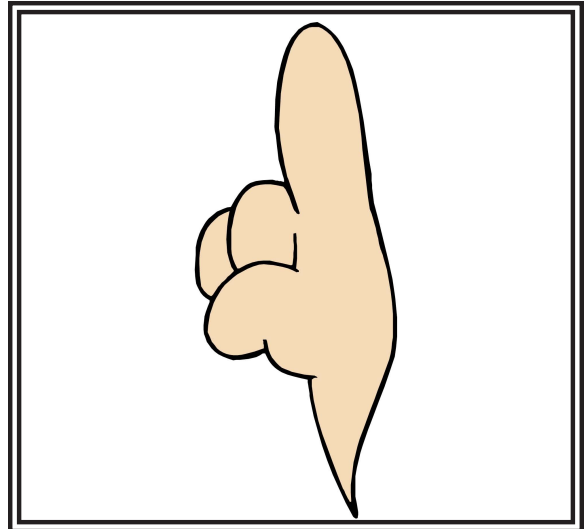
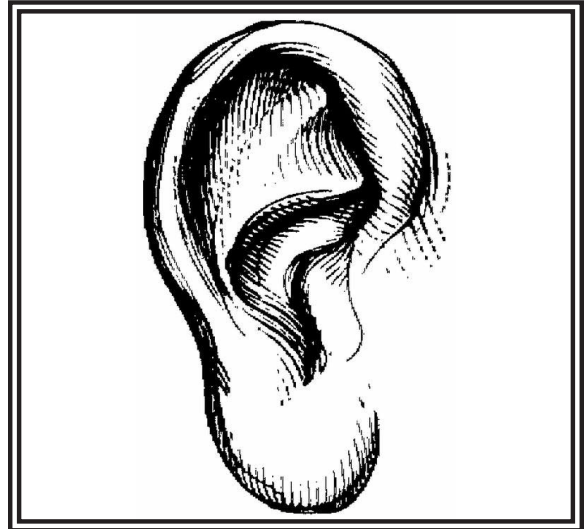
dii ts'áng (my tooth)



# Basic Listening

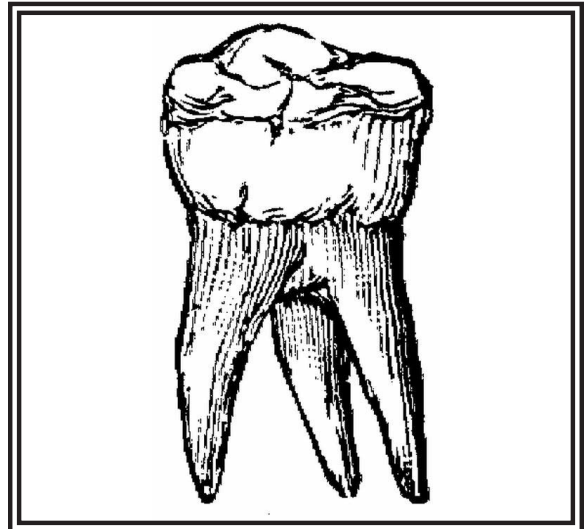

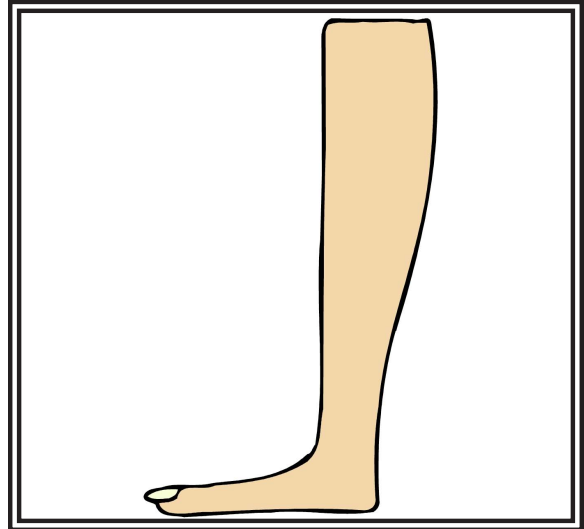


Have the students cut out the vocabulary pictures; say the words and they show the pictures.

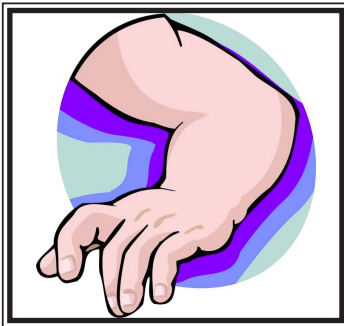


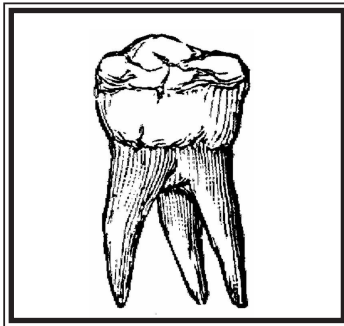


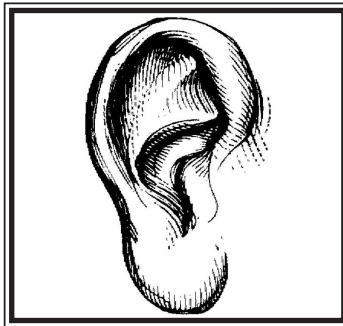
Have the students cut out the vocabulary pictures; say the words and they show the pictures.



Say the vocabulary words; the students write the numbers under the pictures.  
 1. díi kaj, 2. díi stláay, 3. díi xyáay, 4. díi k'ulúu, 5. díi st'áay, 6. díi kún, 7. díi gyúu  
 8. díi xángii, 9. díi ts'áng, 10. díi t'áangal, 11. díi st'a k'ángii, 12. díi stla k'ángii









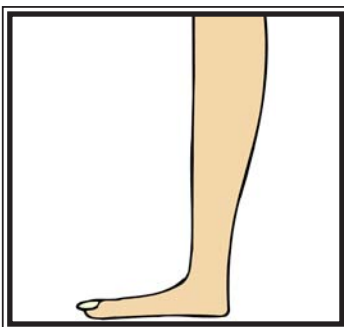




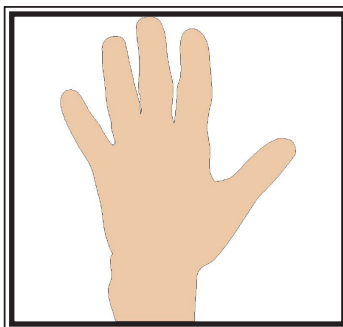


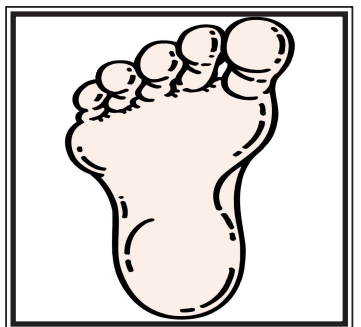












# Basic Reading

## Sight Recognition

díi kaj

díi stl'áay

díi xyl'áay

díi k'ulúu

díi st'áay

díi kún

díi

gyúu

díi

xáangii

díi

ts'áang

**díi t'áangal**

**díi st'a k'ángii**

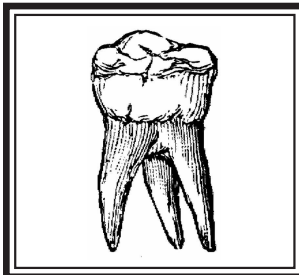

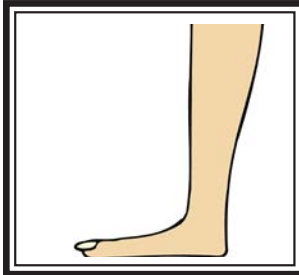
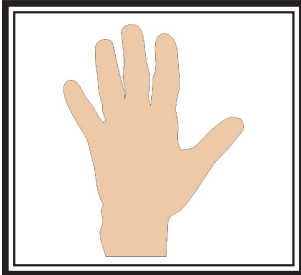

**díi stla k'ángii**

Have the students find this unit's vocabulary words in the word find. They should circle the words or highlight them. You can project the word find onto the board and have the students draw configurations around the words. Turn off the overhead, showing only the word configurations on the board. The students then identify the words by their configurations.

rwerfdíixángiobje;rongaeojgweigni;fW;lOwrjdarlgms  
ww'fbmerpodíistlak'ángiilaermorcaneqglejberl-  
gnaedíistláayrgelrersdxyádjfbwergmnodlw3lertrlwr-  
goweniqliurvikt'árdfrwergeereroproposalsrlijergljer-  
glaeqavvikrlergk'ulaererliaerierlije4t43ooij-  
duqvidíixyáaytuqqrgojdrgflmxc.mbcvdirrlgjaeridrhi-  
adrfnrhialuktuqdíikajoirnglts'áerlgdfoijerlmadrgoin-  
wegljdrolaergoerjinauraqgljrgoljergoergoljdrgojerjiji-  
ilmvoewrak'áasouweknbojw't'áerljmqaniqtuqgnaldbJjij  
iiarbleraanansgladrglwengdbfletgljrlkgoiivvaq-  
turvikqak'uetaktuktukst'áljwerlmvjijuustaliqv-  
vatublatjobnaegoarndíistláayerferhgalmadohertnerob-  
jepiipiq;roniutuiyiqwjwwjanuqliktuqwojwgjwjwgpjw-  
pgjdíixyáaywpjgjrgerdíik'ulúujerpgjxágjepgpgk'ápo-  
jwrgpdíik'ulúuptaktuktuqerhehehthrrrtjrjrrjeiniq-  
pakehrrthjwdíigyúu56k6ioyfhhj,yyuryulr-  
wwsinigvikpopwbdíist'áaympswpt'áwpsapwsp-  
wqdíikajpgpgpxán k'ánanhqfolxyák'ángalalldíxdk'á-  
gyúkiouldíi kúnlunak'ádíigyúujwt'áerljmqanialaqolol-  
sheejiweigni;fW;lresourcesmergojdfbmerjijuutmdfoja  
kúrmnaunratoravinngaqmaurluqglejberlnasheeji-  
ijoeergeleraniksivdíist'áaychaqliqtuqmsd-  
fgfheewqergcuyt'áshahahnurluqqwofhgqoexplo-  
radíikúnyut'áqtuqdíixángiiaqnodlw3luunaaqtuqertrlwr-  
gowerglnerlunak'ádíigyúushahanherlerglaeereragrđít-  
s'ángal'qeqeecosysnirinavikteaqiqauruqklaqms-  
drgflmxánt'ak'áhgjaeridrhít'áadrdíit'áangalaerlgdfoi-  
jerlmitiriaqpnidíist'ak'ángiirgoitutqurviknwegljdro-  
rigserjgannuraarudíits'ángqrgokluktuqvoewrpiuyarvd-  
bojconservallggnvraioehngio.mioahnveuioahn35Uhl-



Have the students cut out the words and attach them to their pictures.



díi xyáay

díi st'áay

díi k'ulúu

díi stláay

díi gyúu

díi kaj

díi kún

díi xángii

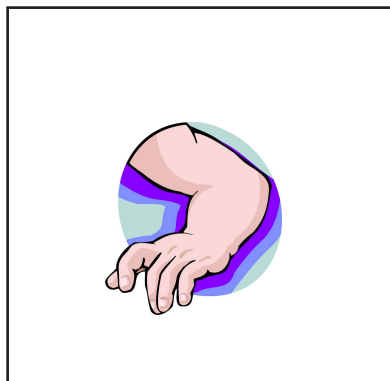
díi stla k'ángii

díi ts'áng


díi st'a k'ángii

díi t'áangal

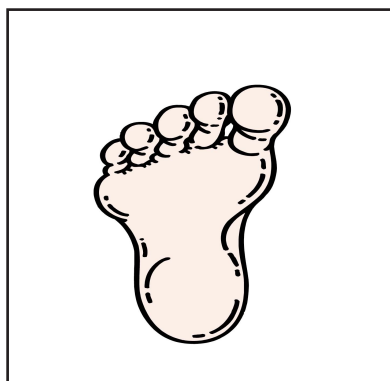
Have the students circle the word for each picture.




díi kaj  
 díi stláay  
 díi xyáay  
 díi k'ulúu  
 díi st'áay  
 díi kún  
 díi gyúu  
 díi xángii  
 díi ts'áng  
 díi t'áangal  
 díi st'a k'ángii  
 díi stla k'ángii



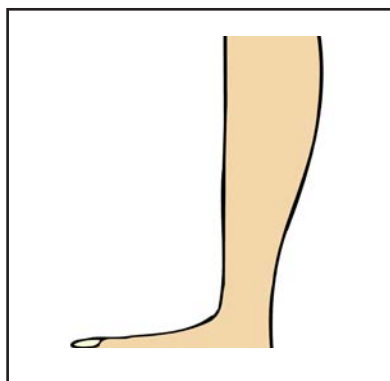
díi kaj  
 díi stláay  
 díi xyáay  
 díi k'ulúu  
 díi st'áay  
 díi kún  
 díi gyúu  
 díi xángii  
 díi ts'áng  
 díi t'áangal  
 díi st'a k'ángii  
 díi stla k'ángii




díi kaj  
 díi stláay  
 díi xyáay  
 díi k'ulúu  
 díi st'áay  
 díi kún  
 díi gyúu  
 díi xángii  
 díi ts'áng  
 díi t'áangal  
 díi st'a k'ángii  
 díi stla k'ángii



díi kaj  
 díi stláay  
 díi xyáay  
 díi k'ulúu  
 díi st'áay  
 díi kún  
 díi gyúu  
 díi xángii  
 díi ts'áng  
 díi t'áangal  
 díi st'a k'ángii  
 díi stla k'ángii




díi kaj  
 díi stláay  
 díi xyáay  
 díi k'ulúu  
 díi st'áay  
 díi kún  
 díi gyúu  
 díi xángii  
 díi ts'áng  
 díi t'áangal  
 díi st'a k'ángii  
 díi stla k'ángii



díi kaj  
 díi stláay  
 díi xyáay  
 díi k'ulúu  
 díi st'áay  
 díi kún  
 díi gyúu  
 díi xángii  
 díi ts'áng  
 díi t'áangal  
 díi st'a k'ángii  
 díi stla k'ángii

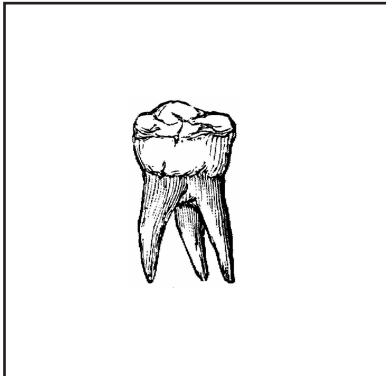
Have the students circle the word for each picture.




díi kaj  
 díi stláay  
 díi xyáay  
 díi k'ulúu  
 díi st'áay  
 díi kún  
 díi gyúu  
 díi xángii  
 díi ts'áng  
 díi t'áangal  
 díi st'a k'ángii  
 díi stla k'ángii




díi kaj  
 díi stláay  
 díi xyáay  
 díi k'ulúu  
 díi st'áay  
 díi kún  
 díi gyúu  
 díi xángii  
 díi ts'áng  
 díi t'áangal  
 díi st'a k'ángii  
 díi stla k'ángii



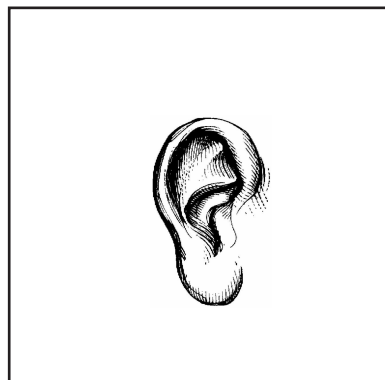
díi kaj  
 díi stláay  
 díi xyáay  
 díi k'ulúu  
 díi st'áay  
 díi kún  
 díi gyúu  
 díi xángii  
 díi ts'áng  
 díi t'áangal  
 díi st'a k'ángii  
 díi stla k'ángii



díi kaj  
 díi stláay  
 díi xyáay  
 díi k'ulúu  
 díi st'áay  
 díi kún  
 díi gyúu  
 díi xángii  
 díi ts'áng  
 díi t'áangal  
 díi st'a k'ángii  
 díi stla k'ángii



díi kaj  
 díi stláay  
 díi xyáay  
 díi k'ulúu  
 díi st'áay  
 díi kún  
 díi gyúu  
 díi xángii  
 díi ts'áng  
 díi t'áangal  
 díi st'a k'ángii  
 díi stla k'ángii



díi kaj  
 díi stláay  
 díi xyáay  
 díi k'ulúu  
 díi st'áay  
 díi kún  
 díi gyúu  
 díi xángii  
 díi ts'áng  
 díi t'áangal  
 díi st'a k'ángii  
 díi stla k'ángii

Have the students cut out the words. Show the vocabulary pictures and the students should show you the words for them.

díi kaj

díi stláay

díi xyáay

díi k'ulúu

díi st'áay

díi kún

díi gyúu

díi xángii

**díi ts'áng**  
**díi t'áangal**  
**díi st'a k'ángii**  
**díi stla k'ángii**





# Basic Reading

## Encoding



Have the students cut out the word parts and glue them into the words.

díi \_\_\_\_\_

díi \_\_\_\_\_ áay

\_\_\_\_\_ xyáay

díi \_\_\_\_\_ úu

díi st' \_\_\_\_\_

díi k \_\_\_\_\_

díi \_\_\_\_\_ úu

díi \_\_\_\_\_ gii

díi \_\_\_\_\_ áang

díi t'áang \_\_\_\_\_

díi \_\_\_\_\_ k'ángii

díi \_\_\_\_\_ k'ángii

stl

ún

xán

áay

k'ul

gy

kaj

stla

st'a

ts'

al

díi

*Have the students cut out the word halves and glue them together.*

díi	ulúu
díi st	yúu
díi x	áay
díi <u>k</u> '	'áng
díi st'	láay
díi k	ngii
díi g	angal
díi <u>x</u> á	<u>k</u> 'ángii
díi ts	<u>k</u> aj
díi t'á	a <u>k</u> 'ángii
díi st'a	ún
díi stl	yáay

Have the students cut out the letters and spell the word for the picture.



---

í a t' a i  
l g n d á

# Basic Writing

Have the students complete the words by writing the missing parts.

díi \_\_\_\_\_

díi \_\_\_\_\_ áay

díi \_\_\_\_\_ ay

\_\_\_\_\_ 'ulúu

d\_\_\_\_\_ t'áay

dí \_\_\_\_\_ n

d\_\_\_\_\_ yúu

dí \_\_\_\_\_ ngii

díi \_\_\_\_\_ ng

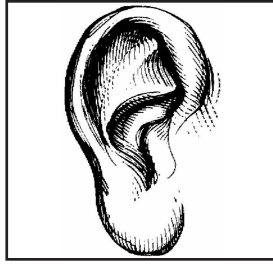
díi \_\_\_\_\_ gal

díi \_\_\_\_\_ 'ángii

díi \_\_\_\_\_ k'ángii




---



---



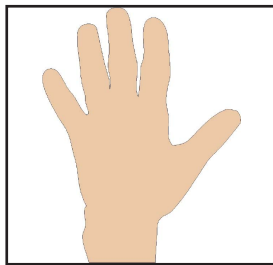
---



---



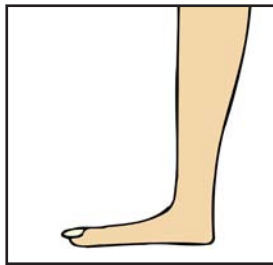
---




---



---



---



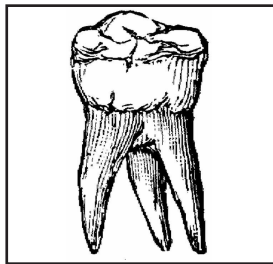
---



---



---



---

# Dialog Activity Page

a. Gúus uu st'igáng?

b. \_\_\_\_\_ uu st'igáng.

a. K'ahngáa!

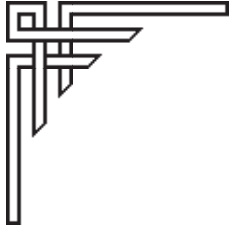
díi xyáay      díi stláay      díi stla k'ángii      díi xángii

díi k'ulúu      díi st'áay      díi kún      díi ts'áng

díi gyúu      díi t'áangal      díi st'a k'ángii      díi kaj

*Have the students cut out the words below. Tell them which word(s) to put in the spaces in the dialog. Read the dialog with the students in choral, group, and individual forms. Change the word(s) after each round.*





# **Haida Language Program**

## **Unit Assessment Teacher's Notes**

### **Cycle A Beginners Grades 9-11**

**Grade:\_\_\_\_\_**

### **Unit 1**

**Theme: My Body Parts**

**Date:\_\_\_\_\_**



Provide each student with a copy of the **students' pages**. Read the following questions; the students answer the questions on their copies of the assessment.

### Basic Listening

“Turn to page 1 in your test. Look at the pictures in the boxes.”

1. “Write the number 1 on top of the picture of **díi kaj**.”
2. “Write the number 2 on top of the picture of **díi stláay**.”
3. “Write the number 3 on top of the picture of **díi xyáy**.”
4. “Write the number 4 on top of the picture of **díi k'ulúu**.”
5. “Write the number 5 on top of the picture of **díi st'áy**.”
6. “Write the number 6 on top of the picture of **díi kún**.”
7. “Write the number 7 on top of the picture of **díi gyúu**.”
8. “Write the number 8 on top of the picture of **díi xángii**.”
9. “Write the number 9 on top of the picture of **díi ts'áng**.”
10. “Write the number 10 on top of the picture of **díi t'áangal**.”
11. “Write the number 11 on top of the picture of **díi st'a k'ángii**.”
12. “Write the number 12 on top of the picture of **díi stla k'ángii**.”

### Sight Recognition

“Turn to page 3 in your test.”

“Look at the pictures in the boxes. Circle the word for each picture.”

### Decoding/Encoding

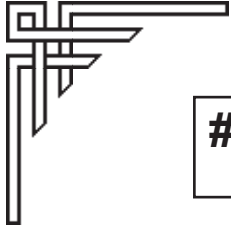
“Turn to page 5 in your test.”

“Look at the word parts in the boxes. Circle the other half or part of each word.”

### Basic Writing

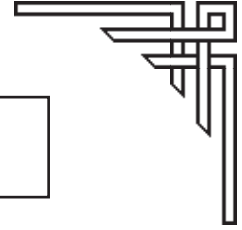
“Turn to page 7 in your test.”

“Look at the pictures in the boxes. Write the word for each picture.”



**# Correct:**

**% Correct:**



# Unit Assessment

**Student Pages**

**Cycle A Beginners Grade 9-11**

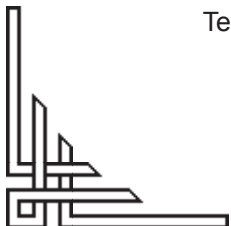
**Unit 1**

**Theme: Parts of My Body**

**Date:** \_\_\_\_\_


**Student's Name:** \_\_\_\_\_

**Grade:** \_\_\_\_\_



Teacher: To get a percentage for this student's assessment:

divide the total number of questions correct by the total number of questions; multiply this answer by 100 to determine the percent age of questions answered correctly.



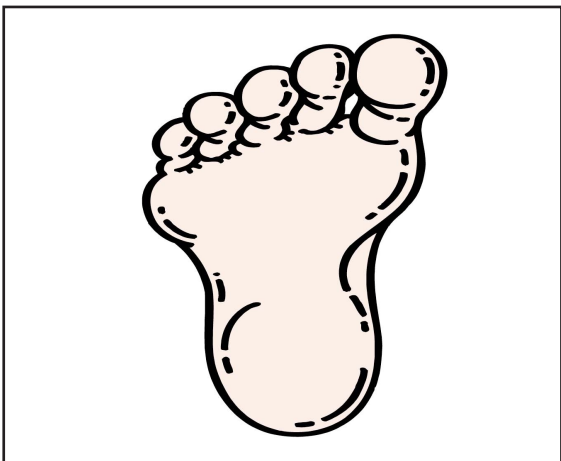
\_\_\_\_\_



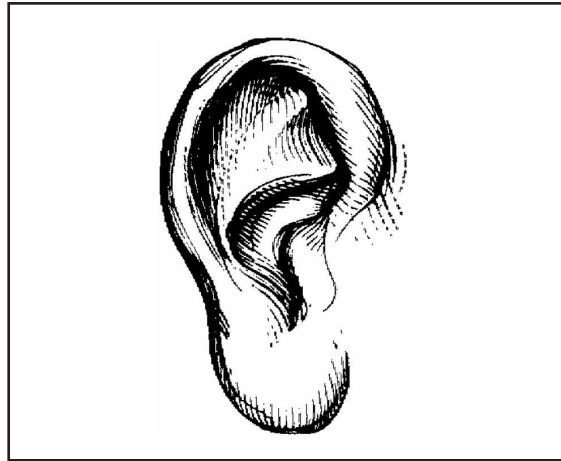
\_\_\_\_\_




\_\_\_\_\_



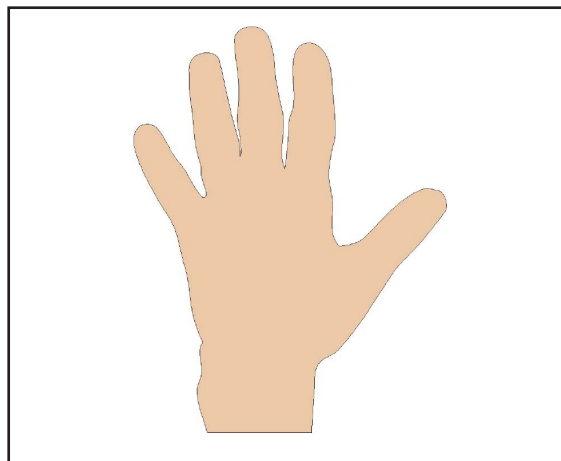
\_\_\_\_\_



\_\_\_\_\_



\_\_\_\_\_

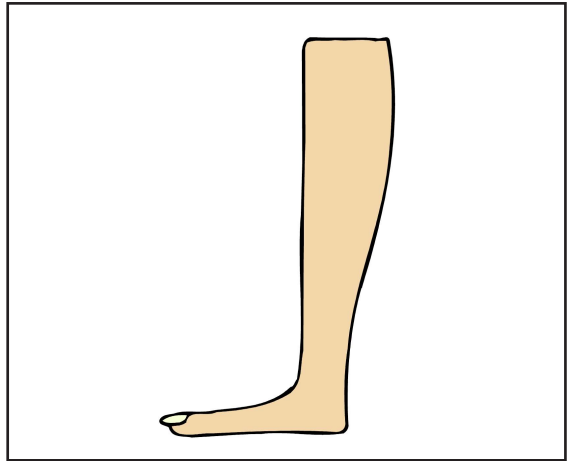


[Empty box]




[Empty box]

[Empty box]



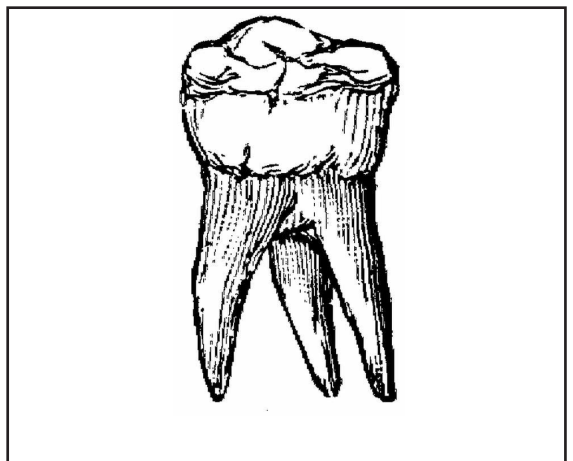

[Empty box]

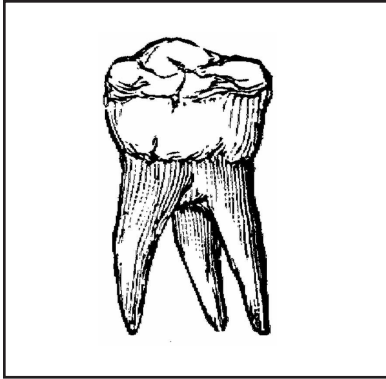


[Empty box]

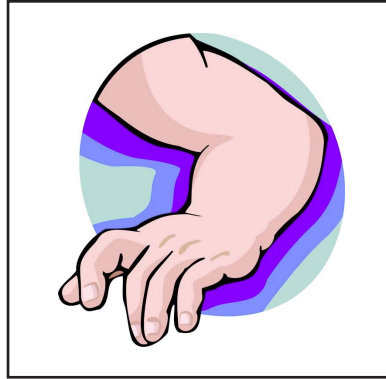


[Empty box]





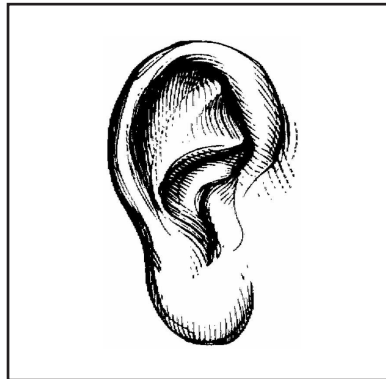
díi kaj  
díi stláay  
díi xyáay  
díi k'ulúu  
díi st'áay  
díi kún  
díi gyúu  
díi xángii  
díi ts'áng  
díi t'áangal  
díi st'a k'ángii  
díi stla k'ángii




díi kaj  
díi stláay  
díi xyáay  
díi k'ulúu  
díi st'áay  
díi kún  
díi gyúu  
díi xángii  
díi ts'áng  
díi t'áangal  
díi st'a k'ángii  
díi stla k'ángii



díi kaj  
díi stláay  
díi xyáay  
díi k'ulúu  
díi st'áay  
díi kún  
díi gyúu  
díi xángii  
díi ts'áng  
díi t'áangal  
díi st'a k'ángii  
díi stla k'ángii




díi kaj  
díi stláay  
díi xyáay  
díi k'ulúu  
díi st'áay  
díi kún  
díi gyúu  
díi xángii  
díi ts'áng  
díi t'áangal  
díi st'a k'ángii  
díi stla k'ángii



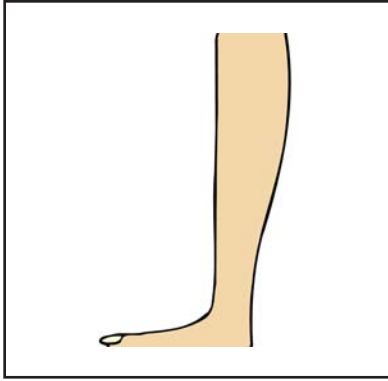
díi kaj  
díi stláay  
díi xyáay  
díi k'ulúu  
díi st'áay  
díi kún  
díi gyúu  
díi xángii  
díi ts'áng  
díi t'áangal  
díi st'a k'ángii  
díi stla k'ángii




díi kaj  
díi stláay  
díi xyáay  
díi k'ulúu  
díi st'áay  
díi kún  
díi gyúu  
díi xángii  
díi ts'áng  
díi t'áangal  
díi st'a k'ángii  
díi stla k'ángii




díi kaj  
 díi stláay  
 díi xyáay  
 díi k'ulúu  
 díi st'áay  
 díi kún  
 díi gyúu  
 díi xángii  
 díi ts'áng  
 díi t'áangal  
 díi st'a k'ángii  
 díi stla k'ángii



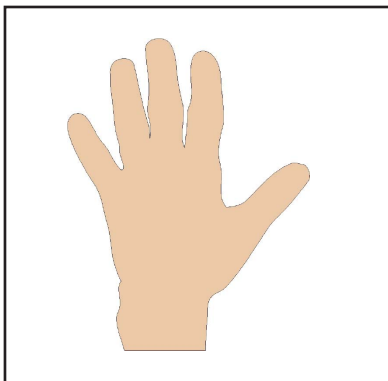
díi kaj  
 díi stláay  
 díi xyáay  
 díi k'ulúu  
 díi st'áay  
 díi kún  
 díi gyúu  
 díi xángii  
 díi ts'áng  
 díi t'áangal  
 díi st'a k'ángii  
 díi stla k'ángii



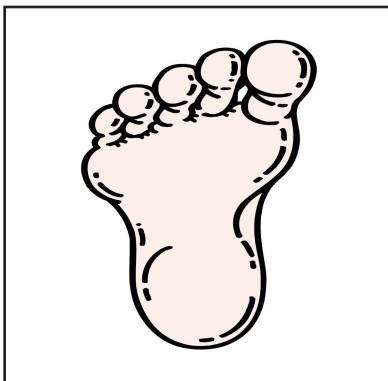
díi kaj  
 díi stláay  
 díi xyáay  
 díi k'ulúu  
 díi st'áay  
 díi kún  
 díi gyúu  
 díi xángii  
 díi ts'áng  
 díi t'áangal  
 díi st'a k'ángii  
 díi stla k'ángii



díi kaj  
 díi stláay  
 díi xyáay  
 díi k'ulúu  
 díi st'áay  
 díi kún  
 díi gyúu  
 díi xángii  
 díi ts'áng  
 díi t'áangal  
 díi st'a k'ángii  
 díi stla k'ángii



díi kaj  
 díi stláay  
 díi xyáay  
 díi k'ulúu  
 díi st'áay  
 díi kún  
 díi gyúu  
 díi xángii  
 díi ts'áng  
 díi t'áangal  
 díi st'a k'ángii  
 díi stla k'ángii



díi kaj  
 díi stláay  
 díi xyáay  
 díi k'ulúu  
 díi st'áay  
 díi kún  
 díi gyúu  
 díi xángii  
 díi ts'áng  
 díi t'áangal  
 díi st'a k'ángii  
 díi stla k'ángii

díi <u>k</u>	aj láay yáay lúu áay n úu ngii áng ngal ángii <u>k'</u> ángii
--------------	--

díi x	aj láay yáay lúu áay n úu ngii áng ngal ángii <u>k'</u> ángii
-------	--

díi st'	aj láay yáay lúu áay n úu ngii áng ngal ángii <u>k'</u> ángii
---------	--

díi kú	aj láay yáay lúu áay n úu ngii áng ngal ángii <u>k'</u> ángii
--------	--

díi <u>xá</u>	aj láay yáay lúu áay n úu ngii áng ngal ángii <u>k'</u> ángii
---------------	--

díi stla	aj láay yáay lúu áay n úu ngii áng ngal ángii <u>k'</u> ángii
----------	--



díi k'u

aj  
láay  
yáay  
lúu  
áay  
n  
úu  
ngii  
áng  
ngal  
ángii  
k'ángii

díi gy

aj  
láay  
yáay  
lúu  
áay  
n  
úu  
ngii  
áng  
ngal  
ángii  
k'ángii

díi t'áa

aj  
láay  
yáay  
lúu  
áay  
n  
úu  
ngii  
áng  
ngal  
ángii  
k'ángii

díi st'a k'

aj  
láay  
yáay  
lúu  
áay  
n  
úu  
ngii  
áng  
ngal  
ángii  
k'ángii

díi st

aj  
láay  
yáay  
lúu  
áay  
n  
úu  
ngii  
áng  
ngal  
ángii  
k'ángii

díi ts'

aj  
láay  
yáay  
lúu  
áay  
n  
úu  
ngii  
áng  
ngal  
ángii  
k'ángii

