

Cycle A • Beginners • Xaad Kíl

Student Support Materials

UNIT 2

My Family




Sealaska Heritage Institute

Vocabulary Pictures

dii aw (my mother)



dii gung (father of a boy)



dii xáad (father of a girl)




dii náan (my grandmother)




dii chan (my grandfather)




dii jáas my sister (sister of a male)



dii dāa my brother (brother of a female)



díi k'wáay (my older (same sex) sibling)




dīi dūun (my younger same sex sibling)



dii káa (my maternal uncle)



dii gid (my child)





dii skáan (my paternal aunt)







Basic Listening

Have the students cut out the vocabulary pictures; say the words and they show the pictures.








Have the students cut out the vocabulary pictures; say the words and they show the pictures.



Say the vocabulary words; the students write the numbers under the pictures.

1. dīi aw, 2. dīi gung, 3. dīi xáa, 4. dīi náan, 5. dīi chan, 6. dīi jáas, 7. dīi dáa, 8. dīi k'wáay, 9. dīi dúun, 10. dīi káa, 11. dīi skáan, 12. dīi gid



Basic Reading

Sight Recognition

díi aw

díi gung

díi yáad

díi náan

díi chan

díi jáas

díi dáá

díi k'wáay

díi dúun

díi ñáa





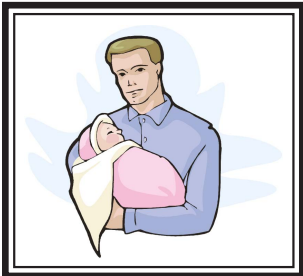

díi sñáan

díi gid

Have the students find this unit's vocabulary words in the word find. They should circle the words or highlight them. You can project the word find onto the board and have the students draw configurations around the words. Turn off the overhead, showing only the word configurations on the board. The students then identify the words by their configurations.

rwerfdíxángiobje;rongaeojgweigni;fW;lOwrjdarlgms
ww'fbmerdíikáapodíistlak'ángiilaermorcaneqglejberl-
g n a e d í i s t l á a y r g e l r e r m s d x y á d j d í i -
awfblwergmnodlw3lertrlwrgoweniqliurvikt'árdfrw-
ergeereroproposalsrlijergljerglaedíidúunqavvikr-
lergk'ulaererliaerierlije4t43ooijduqvidíixyáaytuqqrgoj-
drgflmxc.mbcvdirerlgjaeridrhiadrfrnrhialuktuqdíika-
joirnglts'áerlgdfoijerlmadrgoinwegljdroaergoerjinau-
raqgljrgoljergoergoljdrgojerjijdíiskániilmvoewradíi-
gungk'áasouweknbojw't'áerljmqaniqtuqgnaldbJjijiiarbl
eraanansgladrglwengdbfletgljrlkgoiivvaqturvikqak'ue-
taktuktukst'áljwerlmvjijuustaliqvvatublajobnae-
goarndíistláayerferhgalmadohertnerobjdíi chanepiip-
iq;roniutuiyiqwjwdíi xáadwjjanuqliktuqwojwgjwjpgjw-
pgjdíixyáaywpjgjrgerdíik'ulúujerpgjxágjepgpgk'ápo-
jwrgpdíik'ulúuptaktuktuqerhehehthrrrtjrjrrjeiniq-
p a k e t h r t h j w d í i g y ú u 5 6 k 6 i o y f h h j , y y u r y u l r -
wwsinigvikpopwbdíist'áaymdíigidpswpt'áwpsapwsp-
wqdíikajpgpgpxánk'ánanhqfolxyák'ángalallldíxdk'á-
gyúkiodíijáasuldíikúnlunak'ádíigyúujwt'áerljmq-
nialaololsheejiweigni;fW;lresourcesmergojdfbmerjij-
uutmdfojakúrmnaunratoravinngaqmaurluqglejberl-
nasheejiioeergeleraniksivdíist'áaychaqliqtuqmsd-
fgfheewqergcuyt'áshahahnurluqqwofhgqoexplo-
radíikúnyut'áqtuqdíixángiiaqnodlw3díidáaluunaaq-
tuqdíi k'wáayertrlwrgowerglnerlunak'ádíigyúushahan-
herlerglaereragrdíits'ángal'qeqeecosysnfoolsooololk

Have the students cut out the words and attach them to their pictures.



díi aw

díi gung

díi xáad

díi náan

díi chan

díi jáas

díi d^áa

díi k'wáay

díi dúun

díi k^áa

díi sk^áan

díi gid

Have the students circle the word for each picture.




díi aw
díi gung
díi xáad
díi náan
díi chan
díi jáas
díi dáa
díi k'wáay
díi dúun
díi káa
díi skáan
díi gid




díi aw
díi gung
díi xáad
díi náan
díi chan
díi jáas
díi dáa
díi k'wáay
díi dúun
díi káa
díi skáan
díi gid



díi aw
díi gung
díi xáad
díi náan
díi chan
díi jáas
díi dáa
díi k'wáay
díi dúun
díi káa
díi skáan
díi gid



díi aw
díi gung
díi xáad
díi náan
díi chan
díi jáas
díi dáa
díi k'wáay
díi dúun
díi káa
díi skáan
díi gid



díi aw
díi gung
díi xáad
díi náan
díi chan
díi jáas
díi dáa
díi k'wáay
díi dúun
díi káa
díi skáan
díi gid




díi aw
díi gung
díi xáad
díi náan
díi chan
díi jáas
díi dáa
díi k'wáay
díi dúun
díi káa
díi skáan
díi gid

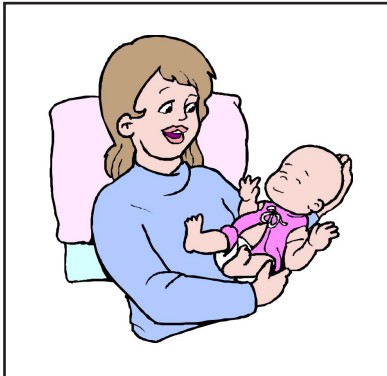
Have the students circle the word for each picture.



díi aw
díi gung
díi xaad
díi náan
díi chan
díi jáas
díi dáa
díi k'wáay
díi dúun
díi káa
díi skáan
díi gid



díi aw
díi gung
díi xaad
díi náan
díi chan
díi jáas
díi dáa
díi k'wáay
díi dúun
díi káa
díi skáan
díi gid




díi aw
díi gung
díi xaad
díi náan
díi chan
díi jáas
díi dáa
díi k'wáay
díi dúun
díi káa
díi skáan
díi gid



díi aw
díi gung
díi xaad
díi náan
díi chan
díi jáas
díi dáa
díi k'wáay
díi dúun
díi káa
díi skáan
díi gid



díi aw
díi gung
díi xaad
díi náan
díi chan
díi jáas
díi dáa
díi k'wáay
díi dúun
díi káa
díi skáan
díi gid



díi aw
díi gung
díi xaad
díi náan
díi chan
díi jáas
díi dáa
díi k'wáay
díi dúun
díi káa
díi skáan
díi gid

díi aw

díi gung

díi xáad

díi náan

díi chan

díi k'wáay

díi dúun

díi káa

díi skáan

díi gid

Basic Reading

Decoding/Encoding

Have the students cut out the word parts and glue them into the words.

d _____ w
d _____ g
d _____ d
d _____ n
d _____ n
d _____ s
d _____ a
d _____ y
d _____ n
d _____ a
d _____ n
d _____ d

íi cha

íi gi

íi a

íi k'wáa

íi ka

íi náa

íi skaa

íi xaa

íi gun

íi dá

íi dúu

íi jaa

Have the students cut out the word halves and glue them together.

díi c

díi g

díi G

díi k

díi n

díi k'

díi j

díi s

díi a

díi d

díi d

díi x

ung

káan

wáay

áa

han

áan

úun

áad


id

w

áas

áa

Have the students cut out the letters and spell the word for the picture.



í d i a
w á k' y

Basic Writing

Have the students complete the words by writing the missing parts.

d _____ w

dí _____ g

d _____ d

d _____ an

d _____ han

dí _____ s

d _____ áa

díi k' _____ y

d _____ un

d _____ káa


d _____ áan

d _____ id

Have the students write the words for the pictures.


























Dialog Activity Page

a. Gíisd uu hal íijang?

b. _____ uu hal íijang.

a. Gíisd uu hal íijang?

b. _____ uu hal íijang.

díi aw

díi gung

díi xaad

díi náan

díi chan

díi jáas

díi dáa

díi k'wáay

díi dúun


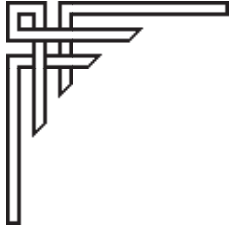
díi kaa

díi skaan

díi gid

Have the students cut out the words below. Tell them which word(s) to put in the spaces in the dialog. Read the dialog with the students in choral, group, and individual forms. Change the word(s) after each round.

Unit Assessment



Haida Language Program

Unit Assessment

Teacher's Notes

Cycle A Beginners Grades 9-11

Grade _____

Unit 2

Theme: My Family

Date: _____



Provide each student with a copy of the *students' pages*. Read the following questions; the students answer the questions on their copies of the assessment.

Basic Listening

“Turn to page 1 in your test. Look at the pictures in the boxes.”

1. “Write the number 1 on top of the picture of **díi aw.**”
2. “Write the number 2 on top of the picture of **díi gun.**”
3. “Write the number 3 on top of the picture of **díi xáad.**”
4. “Write the number 4 on top of the picture of **díi náan.**”
5. “Write the number 5 on top of the picture of **díi chan.**”
6. “Write the number 6 on top of the picture of **díi jáas .**”
7. “Write the number 7 on top of the picture of **díi dáa.**”
8. “Write the number 8 on top of the picture of **díi k'wáay.**”
9. “Write the number 9 on top of the picture of **díi dúun.**”
10. “Write the number 10 on top of the picture of **díi káa.**”
11. “Write the number 11 on top of the picture of **díi skáan.**”
12. “Write the number 12 on top of the picture of **díi gid.**”

Sight Recognition

“Turn to page 3 in your test.”

“Look at the pictures in the boxes. Circle the word for each picture.”

Decoding/Encoding

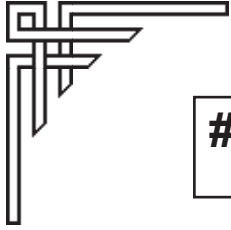
“Turn to page 5 in your test.”

“Look at the word parts in the boxes. Circle the other half or part of each word.”

Basic Writing

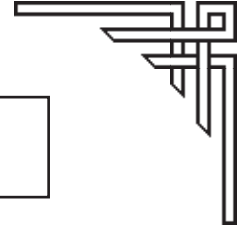
“Turn to page 7 in your test.”

“Look at the pictures in the boxes. Write the word for each picture.”



Correct:

% Correct:



Unit Assessment

Student Pages

Cycle A Beginners Grades 9-11

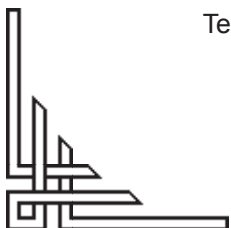
Unit 2

Theme: My Family

Date:

Student's Name: _____

Grade: ____



Teacher: To get a percentage for this student's assessment:

divide the total number of questions correct by the total number of questions; multiply this answer by 100 to determine the percentage of questions answered correctly.



[Empty box]




[Empty box]


[Empty box]




[Empty box]



[Empty box]



[Empty box]




[Empty box]



[Empty box]



[Empty box]



[Empty box]



[Empty box]



[Empty box]





díi aw
 díi gung
 díi xáad
 díi náan
 díi chan
 díi jáas
 díi dáa
 díi k'wáay
 díi dúun
 díi káa
 díi skáan
 díi gid




díi aw
 díi gung
 díi xáad
 díi náan
 díi chan
 díi jáas
 díi dáa
 díi k'wáay
 díi dúun
 díi káa
 díi skáan
 díi gid



díi aw
 díi gung
 díi xáad
 díi náan
 díi chan
 díi jáas
 díi dáa
 díi k'wáay
 díi dúun
 díi káa
 díi skáan
 díi gid



díi aw
 díi gung
 díi xáad
 díi náan
 díi chan
 díi jáas
 díi dáa
 díi k'wáay
 díi dúun
 díi káa
 díi skáan
 díi gid



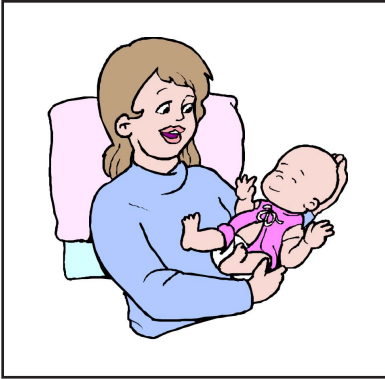
díi aw
 díi gung
 díi xáad
 díi náan
 díi chan
 díi jáas
 díi dáa
 díi k'wáay
 díi dúun
 díi káa
 díi skáan
 díi gid



díi aw
 díi gung
 díi xáad
 díi náan
 díi chan
 díi jáas
 díi dáa
 díi k'wáay
 díi dúun
 díi káa
 díi skáan
 díi gid




díi aw
 díi gung
 díi xáad
 díi náan
 díi chan
 díi jáas
 díi dáa
 díi k'wáay
 díi dúun
 díi káa
 díi skáan
 díi gid



díi aw
 díi gung
 díi xáad
 díi náan
 díi chan
 díi jáas
 díi dáa
 díi k'wáay
 díi dúun
 díi káa
 díi skáan
 díi gid



díi aw
 díi gung
 díi xáad
 díi náan
 díi chan
 díi jáas
 díi dáa
 díi k'wáay
 díi dúun
 díi káa
 díi skáan
 díi gid



díi aw
 díi gung
 díi xáad
 díi náan
 díi chan
 díi jáas
 díi dáa
 díi k'wáay
 díi dúun
 díi káa
 díi skáan
 díi gid



díi aw
 díi gung
 díi xáad
 díi náan
 díi chan
 díi jáas
 díi dáa
 díi k'wáay
 díi dúun
 díi káa
 díi skáan
 díi gid



díi aw
 díi gung
 díi xáad
 díi náan
 díi chan
 díi jáas
 díi dáa
 díi k'wáay
 díi dúun
 díi káa
 díi skáan
 díi gid

díi a

w
ung
ad
an
n
áas
a
wáay
un
a
áan
id

díi dá

w
ung
ad
an
n
áas
a
wáay
un
a
áan
id

díi ká

w
ung
ad
an
n
áas
a
wáay
un
a
áan
id

díi g

w
ung
ad
an
n
áas
a
wáay
un
a
áan
id

díi cha

w
ung
ad
an
n
áas
a
wáay
un
a
áan
id

díi g

w
ung
ad
an
n
áas
a
wáay
un
a
áan
id

díi xá

w
ung
ad
an
n
áas
a
wáay
un
a
áan
id

díi j

w
ung
ad
an
n
áas
a
wáay
un
a
áan
id

díi sk

w
ung
ad
an
n
áas
a
wáay
un
a
áan
id

díi k'

w
ung
ad
an
n
áas
a
wáay
un
a
áan
id

díi dú


w
ung
ad
an
n
áas
a
wáay
un
a
áan
id

díi ná


w
ung
ad
an
n
áas
a
wáay
un
a
áan
id



Blank rectangular box for labeling the image above.




Blank rectangular box for labeling the image above.



Blank rectangular box for labeling the image above.



Blank rectangular box for labeling the image above.



Blank rectangular box for labeling the image above.




Blank rectangular box for labeling the image above.



Blank rectangular box for labeling the image above.




Blank rectangular box for labeling the image above.



Blank rectangular box for labeling the image above.



Blank rectangular box for labeling the image above.



Blank rectangular box for labeling the image above.



Blank rectangular box for labeling the image above.