

Cycle A • Beginners • Xaad Kíl

Student Support Materials

UNIT 4

Parts of My Home



Sealaska Heritage Institute

Vocabulary Pictures

k'yuwáay (the door)



xánjaangwaay (the window)



náay stl'áng (the floor)



náy ka'án (the ceiling)




náay ínggwsii (the roof)




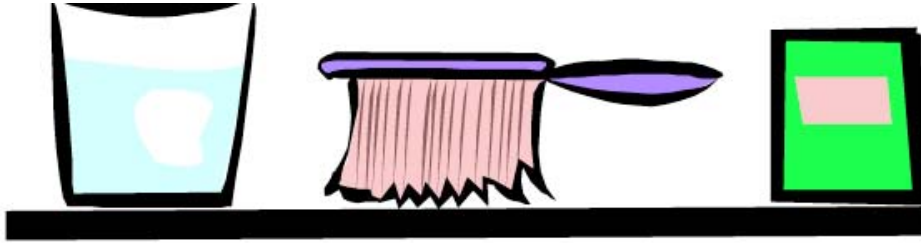
táng galáng náay (the kitchen)



tíidaa náay (the bedroom)



gáadaang náay (the bathroom)



sáanaa náay (the living room)



akyásii (the yard)



asáasii (the upstairs)





táwk'aanaay (the garden)





Basic Listening

Have the students cut out the vocabulary pictures; say the words and they show the pictures.



Have the students cut out the vocabulary pictures; say the words and they show the pictures.




Say the vocabulary words; the students write the numbers under the pictures.

1. k'yuwáay, 2. xánjaangwaay, 3. náay st'áng, 4. náay ka'án, 5. náay ínggwsii
6. tláng galáang náay, 7. tíidaa náay, 8. gáadaang náay, 9. sánaa náay
10. akyásii, 11. asásii, 12. táwk'aanaay



























Basic Reading

Sight Recognition

k'yuwáay

xánjaangwaay

náay stl'áng

náay ka'án

náay ínggwsii

tláng galáang náay

tíiddaa nááay

Gáadaang nááay

sáanaa nááay

akya'asii





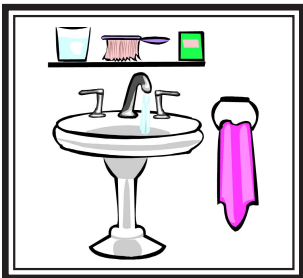

as'asii

ta'wk' aanaay

Have the students find this unit's vocabulary words in the word find. They should circle the words or highlight them. You can project the word find onto the board and have the students draw configurations around the words. Turn off the overhead, showing only the word configurations on the board. The students then identify the words by their configurations.

rwerfdíxángiobje;akyásiirongaeojgweigni;fW;lOwrjd
arlgmsww'fbmerpodíistlak'ángiilaermorcaneqglejberl-
gnaedíistláayrgelrersdxyádjfbwergmnodlw3lertrlwr-
goweniqliurvikt'ák'yuwáayrdrfwergeereroproposalsrli-
jergljerglaeqavvikrlergk'ulaererliaerierlije4t43ooij-
duqvidíixyáaytuqqrgojdrgflmxc.mbcvdirerlgjaeridrhi-
adrfnrhialuktuqdíikajoirnglts'áerlgdfoijerlmadrgoin-
wegljdrolaergoerjinauraqgljrgoljergoergoljdrgojerjiji-
ilmvoewrak'áasouweknbojw't'áerljmqaniqtunáay
stl'ángqgnaldbJjijiiarbleraanansgladrglwengdbfletgljrl
kgoiivvaqturvikqak'uetaktuktukst'áljwerlmvjiju-
ustaliqvvatublatjobnaegoarndíistláayerferhgalmado-
hertnerobjepiipiq;roniutuiyiqwjwwjanuqliktuqwo-
jw g j w j w g p j w p g j d í i x y á a y w p j g x á n j a a n g -
waayjrgjerdíik'ulúujerpgjxágjepgpgk'ápojwrg-
pdíik'ulúuptaktuktukerhehehthrjrrrtjrjrrjeiniq-
pakethrthjwdíignáayka'ányúu56k6ioyfhhj,yyuryulr-
wwsinigvikpopwbdíist'áaympswpt'áwpsapwsp-
wqdíikajpgppgxánk'ánanhqfasásiiolxyák'ángalal-
lldíxdk'ágyúkiouldíikúnlunak'ádíigyúujwt'áerljmq-
nialaqololsheejiiweigni;fW;lresnáayinggwsiiourcesme
rgojdfbmerjijuutmdfojakúrmnaunratoravinngaqmau-
rluqglejberlnasheejijioergeleraniksivdíist'áaychaqliq-
tuqmsdfgfheewqergctlánggaláangnáayuyt'áshahah-
nurluqqwofhsáanaanáaygqoexploradíikúnyut'áq-
tuqdíixángiiaqnodlw3luunaaqtuqertáwk'aanaaytrlwr-
gowerglnerlunak'ádíigyúushahanherlerglajer-
eragritsmsdrgflmxánt'aeridzsgzuiiabojsoservalllgghl-

Have the students cut out the words and attach them to their pictures.



k'yuwáay

xánjaangwaay

náy stl'áng

náy ka'án

náy íngwsii

tláng galáng náy

tíidaa náy

gáadaang náy

sánaa náy

akyáasii

asáasii

táwk'aanaay


Have the students circle the word for each picture.




k'yuwáay
xánjaangwaay
 náay stl'áng
 náay ka'án
 náay ínggwsii
 tláng galáng
 náay
 tíidaa náay
gáadaang náay
 sáanaa náay
 akyáasii
 asásii
 táwk'aanaay




k'yuwáay
xánjaangwaay
 náay stl'áng
 náay ka'án
 náay ínggwsii
 tláng galáng
 náay
 tíidaa náay
gáadaang náay
 sáanaa náay
 akyáasii
 asásii
 táwk'aanaay




k'yuwáay
xánjaangwaay
 náay stl'áng
 náay ka'án
 náay ínggwsii
 tláng galáng
 náay
 tíidaa náay
gáadaang náay
 sáanaa náay
 akyáasii
 asásii
 táwk'aanaay



k'yuwáay
xánjaangwaay
 náay stl'áng
 náay ka'án
 náay ínggwsii
 tláng galáng
 náay
 tíidaa náay
gáadaang náay
 sáanaa náay
 akyáasii
 asásii
 táwk'aanaay




k'yuwáay
xánjaangwaay
 náay stl'áng
 náay ka'án
 náay ínggwsii
 tláng galáng
 náay
 tíidaa náay
gáadaang náay
 sáanaa náay
 akyáasii
 asásii
 táwk'aanaay



k'yuwáay
xánjaangwaay
 náay stl'áng
 náay ka'án
 náay ínggwsii
 tláng galáng
 náay
 tíidaa náay
gáadaang náay
 sáanaa náay
 akyáasii
 asásii
 táwk'aanaay

Have the students circle the word for each picture.



k'yuwáay
xánjaangwaay
 náay stl'áng
 náay ka'án
 náay ínggwsii
 tláng galáang
 náay
 tíidaa náay
gáadaang náay
 sánaa náay
 akyáasii
 asásii
 táwk'aanaay



k'yuwáay
xánjaangwaay
 náay stl'áng
 náay ka'án
 náay ínggwsii
 tláng galáang
 náay
 tíidaa náay
gáadaang náay
 sánaa náay
 akyáasii
 asásii
 táwk'aanaay




k'yuwáay
xánjaangwaay
 náay stl'áng
 náay ka'án
 náay ínggwsii
 tláng galáang
 náay
 tíidaa náay
gáadaang náay
 sánaa náay
 akyáasii
 asásii
 táwk'aanaay



k'yuwáay
xánjaangwaay
 náay stl'áng
 náay ka'án
 náay ínggwsii
 tláng galáang
 náay
 tíidaa náay
gáadaang náay
 sánaa náay
 akyáasii
 asásii
 táwk'aanaay



k'yuwáay
xánjaangwaay
 náay stl'áng
 náay ka'án
 náay ínggwsii
 tláng galáang
 náay
 tíidaa náay
gáadaang náay
 sánaa náay
 akyáasii
 asásii
 táwk'aanaay



k'yuwáay
xánjaangwaay
 náay stl'áng
 náay ka'án
 náay ínggwsii
 tláng galáang
 náay
 tíidaa náay
gáadaang náay
 sánaa náay
 akyáasii
 asásii
 táwk'aanaay

Have the students cut out the words. Show the vocabulary pictures and the students should show you the words for them.

k'yuwáay

xánjaangwaay

náay stl'áng

náay ka'án

náay ínggwsii

tláng galáang

náay

tíidaa náay

**Gáadaang náay
sáanaa náay
akyáasii
asáasii
táwk'aanaay**

Basic Reading

Encoding

Have the students cut out the word parts and glue them into the words.

k'y_____ay

xánjaa_____

_____stl'áng

náay_____

ná____gwsii

tláng_____náay

_____aa náay

gáa____ng náay

sáan____y

_____áasii

a____ii

_____aanaay

uwá

ngwaay

náay

ka'án

ay íng

galáang

tíid

daa

aa náa

aky

sáas

táwk'

Have the students cut out the word halves and glue them together.

k'yu l'áng

xánjaa ggwsii

náay st a náay

náay k a náay

náay ín sii

tláng ga áasii

tíida wáay

gáada k'aanaay

sáana ang náay

aky a'án

asáa láang náay

táw ngwaay

Have the students cut out the letters and spell the word for the picture.



y a y k'
á u w

Basic Writing

Have the students complete the words by writing the missing parts.

k'y___ay

xánjaang_____

ná___ __ áng

náay k___

ná___ __ gwsii

tláng _____ náay

tí___ __ áay

Gáa___g náay



sá___ __ áay

___ áasii

asá___

tá___ aay

Have the students write the words for the pictures.



Dialog Activity Page

a. Tl'áan uu _____ ?


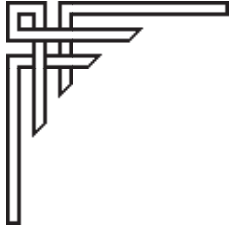
b. Wáatl'an uu íijang.

b. Dáa gw kéeng hlangaa? .

⁶⁹ a. Áang, HI kínggang.

| | | | |
|--------------|--------------------|--------------|---------------|
| k'yuwáay | xánjaangwaay | náay stl'áng | náay ka'án |
| náay íngwsii | tláng galáang náay | tíidaa náay | gáadaang náay |
| sánaa náay | akyaásii | asásii | táwk'aanaay |

Unit Assessment



Haida Language Program

Unit Assessment Teacher's Notes

Cycle A Beginners Grade 9-11

Grade _____

Unit 4

Theme: Parts of My Home

Date: _____



Provide each student with a copy of the **students' pages**. Read the following questions; the students answer the questions on their copies of the assessment.

Basic Listening

“Turn to page 1 in your test. Look at the pictures in the boxes.”

1. “Write the number 1 on top of the picture of **k'yuwáay**.”
2. “Write the number 2 on top of the picture of **xánjaangwaay**.”
3. “Write the number 3 on top of the picture of **náay stl'áng**.”
4. “Write the number 4 on top of the picture of **náay ka'án**.”
5. “Write the number 5 on top of the picture of **náay ínggwsii**.”
6. “Write the number 6 on top of the picture of **tláng galáang náay**.”
7. “Write the number 7 on top of the picture of **tíidaa náay**.”
8. “Write the number 8 on top of the picture of **gáadaang náay**.”
9. “Write the number 9 on top of the picture of **sánaa náay**.”
10. “Write the number 10 on top of the picture of **akyásii**.”
11. “Write the number 11 on top of the picture of **asásii**.”
12. “Write the number 12 on top of the picture of **táwk'aanaay**.”

Sight Recognition

“Turn to page 3 in your test.”

“Look at the pictures in the boxes. Circle the word for each picture.”

Decoding/Encoding

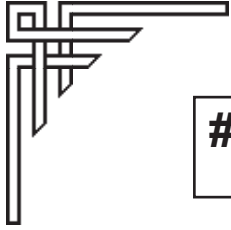
“Turn to page 5 in your test.”

“Look at the word parts in the boxes. Circle the other half or part of each word.”

Basic Writing

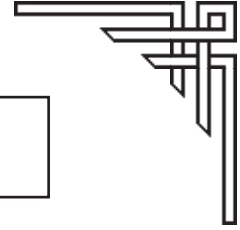
“Turn to page 7 in your test.”

“Look at the pictures in the boxes. Write the word for each picture.”



Correct:

% Correct:



Unit Assessment

Student Pages

Cycle A Beginners Grade 9-11

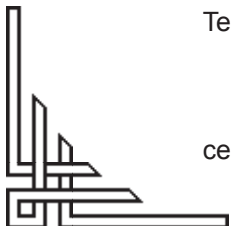
Unit 4

Theme: Parts of My Home

Date: _____

Student's Name: _____

Grade: _____




Teacher: To get a percentage for this student's assessment:

divide the total number of questions correct by the total number of questions; multiply this answer by 100 to determine the percentage of questions answered correctly.



[Empty box]



[Empty box]



[Empty box]



[Empty box]




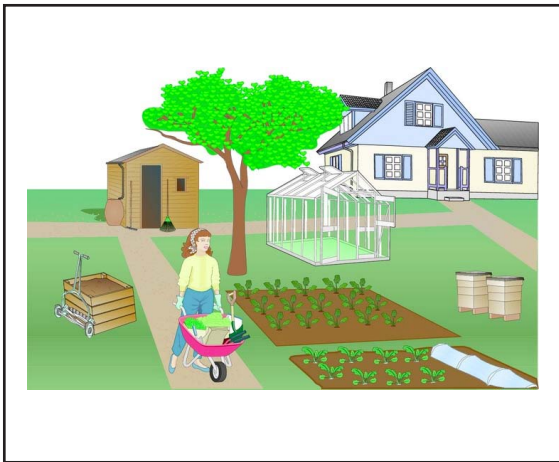


[Empty box]




[Empty box]







k'yuwáay
xánjaangwaay
 náay stl'áng
 náay ka'án
 náay ínggwsii
 tláng galáang
 náay
 tíidaa náay
 gáadaang náay
 sánaa náay
 akyáasii
 asásii
 táwk'aanaay



k'yuwáay
xánjaangwaay
 náay stl'áng
 náay ka'án
 náay ínggwsii
 tláng galáang
 náay
 tíidaa náay
 gáadaang náay
 sánaa náay
 akyáasii
 asásii
 táwk'aanaay



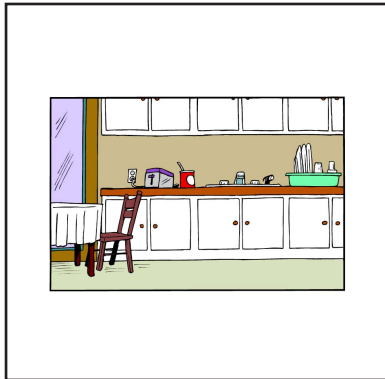
k'yuwáay
xánjaangwaay
 náay stl'áng
 náay ka'án
 náay ínggwsii
 tláng galáang
 náay
 tíidaa náay
 gáadaang náay
 sánaa náay
 akyáasii
 asásii
 táwk'aanaay



k'yuwáay
xánjaangwaay
 náay stl'áng
 náay ka'án
 náay ínggwsii
 tláng galáang
 náay
 tíidaa náay
 gáadaang náay
 sánaa náay
 akyáasii
 asásii
 táwk'aanaay




k'yuwáay
xánjaangwaay
 náay stl'áng
 náay ka'án
 náay ínggwsii
 tláng galáang
 náay
 tíidaa náay
 gáadaang náay
 sánaa náay
 akyáasii
 asásii
 táwk'aanaay



k'yuwáay
xánjaangwaay
 náay stl'áng
 náay ka'án
 náay ínggwsii
 tláng galáang
 náay
 tíidaa náay
 gáadaang náay
 sánaa náay
 akyáasii
 asásii
 táwk'aanaay




k'yuwáay
xánjaangwaay
 náay stl'áng
 náay ka'án
 náay ínggwsii
 tláng galáang
 náay
 tíidaa náay
gáadaang náay
 sáanaa náay
 akyáasii
 asásii
 táwk'aanaay



k'yuwáay
xánjaangwaay
 náay stl'áng
 náay ka'án
 náay ínggwsii
 tláng galáang
 náay
 tíidaa náay
gáadaang náay
 sáanaa náay
 akyáasii
 asásii
 táwk'aanaay



k'yuwáay
xánjaangwaay
 náay stl'áng
 náay ka'án
 náay ínggwsii
 tláng galáang
 náay
 tíidaa náay
gáadaang náay
 sáanaa náay
 akyáasii
 asásii
 táwk'aanaay



k'yuwáay
xánjaangwaay
 náay stl'áng
 náay ka'án
 náay ínggwsii
 tláng galáang
 náay
 tíidaa náay
gáadaang náay
 sáanaa náay
 akyáasii
 asásii
 táwk'aanaay



k'yuwáay
xánjaangwaay
 náay stl'áng
 náay ka'án
 náay ínggwsii
 tláng galáang
 náay
 tíidaa náay
gáadaang náay
 sáanaa náay
 akyáasii
 asásii
 táwk'aanaay



k'yuwáay
xánjaangwaay
 náay stl'áng
 náay ka'án
 náay ínggwsii
 tláng galáang
 náay
 tíidaa náay
gáadaang náay
 sáanaa náay
 akyáasii
 asásii
 táwk'aanaay

gáada

áay
gwaay
tl'áng
ka'án
ggwsii
láang náay
daa náay
ang náay
naa náay
yáasii
asii
anaay

náay

áay
gwaay
tl'áng
ka'án
ggwsii
láang náay
daa náay
ang náay
naa náay
yáasii
asii
anaay

tláng ga

áay
gwaay
tl'áng
ka'án
ggwsii
láang náay
daa náay
ang náay
naa náay
yáasii
asii
anaay

táwk'a

áay
gwaay
tl'áng
ka'án
ggwsii
láang náay
daa náay
ang náay
naa náay
yáasii
asii
anaay

xánjaan

áay
gwaay
tl'áng
ka'án
ggwsii
láang náay
daa náay
ang náay
naa náay
yáasii
asii
anaay

asá

áay
gwaay
tl'áng
ka'án
ggwsii
láang náay
daa náay
ang náay
naa náay
yáasii
asii
anaay

tii

áay
gwaay
tl'áng
ka'án
ggwsii
láang náay
daa náay
ang náay
naa náay
yáasii
asii
anaay

náay s

áay
gwaay
tl'áng
ka'án
ggwsii
láang náay
daa náay
ang náay
naa náay
yáasii
asii
anaay

k'yuw

áay
gwaay
tl'áng
ka'án
ggwsii
láang náay
daa náay
ang náay
naa náay
yáasii
asii
anaay

sáa


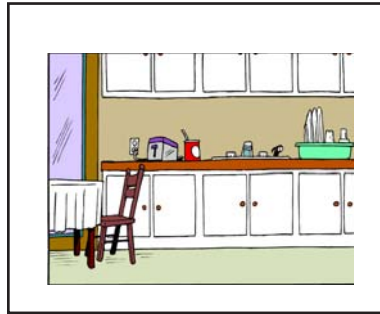

áay
gwaay
tl'áng
ka'án
ggwsii
láang náay
daa náay
ang náay
naa náay
yáasii
asii
anaay


ak

áay
gwaay
tl'áng
ka'án
ggwsii
láang náay
daa náay
ang náay
naa náay
yáasii
asii
anaay

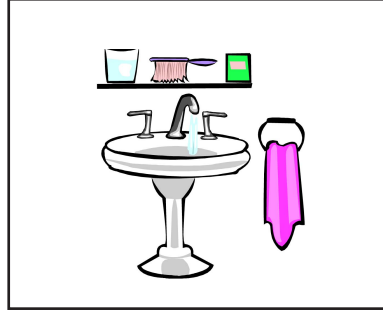
náay ín

áay
gwaay
tl'áng
ka'án
ggwsii
láang náay
daa náay
ang náay
naa náay
yáasii
asii
anaay





Blank rectangular box for labeling the image above.




Blank rectangular box for labeling the image above.



Blank rectangular box for labeling the image above.



Blank rectangular box for labeling the image above.



Blank rectangular box for labeling the image above.



Blank rectangular box for labeling the image above.