

Cycle A • Beginners • Xaad Kíl

Student Support Materials

UNIT 7


Weather Forms




Sealaska Heritage Institute

Vocabulary Pictures

tadáang (it's cold)



xayáagang (it's sunny)



gwa'áawgang (it's raining)




t'a'áaw gwa'áawgang (it's snowing)



sangáay 'láagang (the weather is good)




gat'uwáagang (it's stormy)



hl^gahlúu káagang (squalls)



tajúgang (it's windy)




sangáay dagangáang (the weather is bad)



k'inaang (it's warm)



k'ats'aláang gwa'áawgang (it's hailing)









s'áhlaang gwa' áawgang (it's sleeting)





Basic Listening

Have the students cut out the vocabulary pictures; say the words and they show the pictures.




Have the students cut out the vocabulary pictures; say the words and they show the pictures.




Say the vocabulary words; the students write the numbers under the pictures.

1. tadáang, 2. xayáyagang, 3. gwa'áawgang, 4. t'a'áaw gwa'áawgang
5. sangáay 'láagang, 6. gat'uwáagang, 7. hlgahlúu káagang, 8. tajúugang
9. sangáay daḡangáang, 10. k'íinaang, 11. k'ats'aláang gwa'áawgang
12. s'áhlaang gwa' áawgang






























Basic Reading

Sight Recognition

tad'áang

xay'áangang

gwa'áawang

t'a'áaw gwa'áawgāng

sangáay 'láagāng

Gat'uwáagāng

hlgahluu káagang

tajungang

sangáay dagangáang

k'íinaang

k'ats'aláang gwa'áaw-

gang









s'áahlaang gwa' áaw-

gang

Have the students find this unit's vocabulary words in the word find. They should circle the words or highlight them. You can project the word find onto the board and have the students draw configurations around the words. Turn off the overhead, showing only the word configurations on the board. The students then identify the words by their configurations.

**rwk'íinaangerfdíixángiiobje;ronxayáaganggaeojg-
weigni;fW;lOwrjdarlgmsww'fbmerpodíistlak'ángiilaer
morcaneqglejberlignaedíistláayrgelrermstdxyádjfbhta-
júugangwergmnodlw3lertrlwrgoweniqliurvikt'árdfrw-
ergeereroproposalsrlijergljerglaeqavvikrlergk'ulaer-
erliaerierlije4t43ooijduqvidíixyátadáangaytuqqrgoj-
drgflmxc.mbcvdirerlgjaeridrhiadrfrnrhialuktuqdíikajog-
wa'áawgangirnglts'áerlgdfoijerlmdrgoinwegljdrolaer-
goerjinauraqgljrgoljergoergoljdrgojerjiji-
ilmvoewrak'áasouweknbojw't'áerljmqaniqtuqgnaldbJjij
iiarbleraanansgladrglwengdbfletgljrkgoiivvaqt-
sangáaydagangáangurvikqak'uetaktuktukst'áljw-
erlmvjijuustaliqvvatublatjobnaegoark'ats'aláangg-
wa'áawgangtláayerferhgalmadohertnerobjepiipiq;roni
sangáay'láagangutuiyiqwjwwjanuqliktuqwojwgjwjwg-
pjwpgjdíixyáaywpjgjrgerdík'ulúujerpgjxág-
jepgpgk'ápojwrgpdíik'ulúuptaktuktuqerhehehthrrrtjr-
jrrjeiniqpakethrthjwdíigyúu5t'a'áaw
gwa'áawgang6k6ioyfhhj,yyuryulrwwsinigvikpopwb-
díist'áaympswpt'áwpsapwspwqdíikajpgps'áahlaangg-
wa'áawgangk'ánanhqfolxyák'ángalallldíxdk'á-
gyúkiouldíikúnlunak'ádíigyúujwt'áerljmqanialaqolol-
sheejiiweigni;fW;lresourcesmergojdfbmerjijuutmdfoja
kúrmnaunratoravinngaqqat'uwáaganmaurluqglejberl-
nasheejiijoergelegraniksivdíist'áaychaqliqtuqmsd-
fgfheewqergcuyt'áshahahnurluqqwofhgqoexplo-
radíikúnyut'áqtuqdíixángiiaqnodlw3luunaaqtuqertrlwr-
gowerglnhlgahlúukáagangerlunak'ádílsagnei26nialnil-**

Have the students cut out the words and attach them to their pictures.



tadáang

xayáang

gwa'áawgang

t'a'áaw
gwa'áawgang

sangáay 'láa-
gang

gat'uwáang

hlgahlúu káa-
gang

tajúugang


sangáay
dagangáang

k'iinaang

k'ats'aláang
gwa'áawgang

s'áhlaang
gwa' áawgang


Have the students circle the word for each picture.




tadáang
xayáagang
gwa'áawgang
t'a'áaw gwa'áaw-
gang
sangáay 'láagang
gat'uwáagang
hl̥ahlúu káagang
tajúugang
sangáay
dagangáang
k'iinaang
k'ats'aláang
gwa'áawgang
s'áhlaang gwa'
áawgang



tadáang
xayáagang
gwa'áawgang
t'a'áaw gwa'áaw-
gang
sangáay 'láagang
gat'uwáagang
hl̥ahlúu káagang
tajúugang
sangáay
dagangáang
k'iinaang
k'ats'aláang
gwa'áawgang
s'áhlaang gwa'
áawgang




tadáang
xayáagang
gwa'áawgang
t'a'áaw gwa'áaw-
gang
sangáay 'láagang
gat'uwáagang
hl̥ahlúu káagang
tajúugang
sangáay
dagangáang
k'iinaang
k'ats'aláang
gwa'áawgang
s'áhlaang gwa'
áawgang



tadáang
xayáagang
gwa'áawgang
t'a'áaw gwa'áaw-
gang
sangáay 'láagang
gat'uwáagang
hl̥ahlúu káagang
tajúugang
sangáay
dagangáang
k'iinaang
k'ats'aláang
gwa'áawgang
s'áhlaang gwa'
áawgang



tadáang
xayáagang
gwa'áawgang
t'a'áaw gwa'áaw-
gang
sangáay 'láagang
gat'uwáagang
hl̥ahlúu káagang
tajúugang
sangáay
dagangáang
k'iinaang
k'ats'aláang
gwa'áawgang
s'áhlaang gwa'
áawgang




tadáang
xayáagang
gwa'áawgang
t'a'áaw gwa'áaw-
gang
sangáay 'láagang
gat'uwáagang
hl̥ahlúu káagang
tajúugang
sangáay
dagangáang
k'iinaang
k'ats'aláang
gwa'áawgang
s'áhlaang gwa'
áawgang


Have the students circle the word for each picture.




tadáang
xayáagang
gwa'áawgang
t'a'áaw gwa'áaw-
gang
sangáay 'láagang
gat'uwáagang
hl̥ahlúu káagang
tajúugang
sangáay
dagangáang
k'iinaang
k'ats'aláang
gwa'áawgang
s'áhlaang gwa'
áawgang



tadáang
xayáagang
gwa'áawgang
t'a'áaw gwa'áaw-
gang
sangáay 'láagang
gat'uwáagang
hl̥ahlúu káagang
tajúugang
sangáay
dagangáang
k'iinaang
k'ats'aláang
gwa'áawgang
s'áhlaang gwa'
áawgang



tadáang
xayáagang
gwa'áawgang
t'a'áaw gwa'áaw-
gang
sangáay 'láagang
gat'uwáagang
hl̥ahlúu káagang
tajúugang
sangáay
dagangáang
k'iinaang
k'ats'aláang
gwa'áawgang
s'áhlaang gwa'
áawgang



tadáang
xayáagang
gwa'áawgang
t'a'áaw gwa'áaw-
gang
sangáay 'láagang
gat'uwáagang
hl̥ahlúu káagang
tajúugang
sangáay
dagangáang
k'iinaang
k'ats'aláang
gwa'áawgang
s'áhlaang gwa'
áawgang



tadáang
xayáagang
gwa'áawgang
t'a'áaw gwa'áaw-
gang
sangáay 'láagang
gat'uwáagang
hl̥ahlúu káagang
tajúugang
sangáay
dagangáang
k'iinaang
k'ats'aláang
gwa'áawgang
s'áhlaang gwa'
áawgang



tadáang
xayáagang
gwa'áawgang
t'a'áaw gwa'áaw-
gang
sangáay 'láagang
gat'uwáagang
hl̥ahlúu káagang
tajúugang
sangáay
dagangáang
k'iinaang
k'ats'aláang
gwa'áawgang
s'áhlaang gwa'
áawgang

Have the students cut out the words. Show the vocabulary pictures and the students should show you the words for them.

tadáang

xayáagang

gwa'áawgang

**t'a'áaw gwa'áaw-
gang**

sangáay 'láagang

gat'uwáagang

hlgahlúu káagang

**tajúugang
sangáay
dagangáang
k'íinaang
k'ats'aláang
gwa'áawgang
s'áahlaang gwa'
áawgang**

Basic Reading

Encoding

Have the students cut out the word parts and glue them into the words.

ta___ng

___áagang

gwa'___gang

___aw gwa'áawgang

sangáay '___ang

___wáagang

h___lúu káagang

ta___ang

sangáay d___gáang

___aang

k'ats'aláang gwa'áaw___

s'áahlaang ___ áawgang

gang

dáa

júug

t'a'á

áaw

k'íin

gat'u

agan

lgah

láag

gwa'

xay

Have the students cut out the word halves and glue them together.

tadá

agang

xayá

káagang

gwa'áa

láagang

t'a'áaw gwa'

dagangáang

sangáay '

wgang

gat'u

gwa'áawgan

hlgahlúu

ugang

tajú

naang

sangáay da

ang

k'íi

gwa' áawgang


k'ats'aláang g

wáagang

s'áahlaang

áawgang

Have the students cut out the letters and spell the word for the picture.



d á a g

t n a

Basic Writing

Have the students complete the words by writing the missing parts.

ta___ng

___áagang

gwa'___gang

___aw gwa'áawgang

sangáay '___ang

___wáagang

h___lúu káagang

ta___ang







sangáay d___gáang

___aang

k'ats'aláang gwa'áaw___

s'áahlaang ___ áawgang

Have the students write the words for the pictures.



Dialog Activity Page

a. Sán uu sangáay gíi-
dang?

b. Hawáan _____.

a. Hawáan gwaa?

b. Áang, hawáan _____.

tadáang

xayáang

gwa'áawgang

t'a'áaw gwa'áaw-
gang

sangáay 'lái-
gang

gat'uwáang

hlgahlúu káa-
gang

tajúugang

sangáay
dagangáang

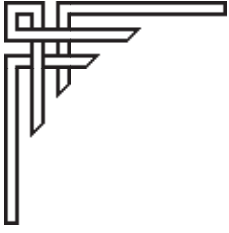
k'íinaang

k'ats'aláang
gwa'áawgang

s'áahlaang gwa'
áawgang

Have the students cut out the words below. Tell them which word(s) to put in the spaces in the dialog. Read the dialog with the students in choral, group, and individual forms. Change the word(s) after each round.

Unit Assessment



Haida Language Program

Unit Assessment Teacher's Notes

Cycle A Beginners Grade 9-11

Grade _____

Unit 7

Theme: Weather Forms

Date: _____



Provide each student with a copy of the **students' pages**. Read the following questions; the students answer the questions on their copies of the assessment.

Basic Listening

“Turn to page 1 in your test. Look at the pictures in the boxes.”

1. “Write the number 1 on top of the picture of **tadáang**.”
2. “Write the number 2 on top of the picture of **xayáangang**.”
3. “Write the number 3 on top of the picture of **gwa'áawgang**.”
4. “Write the number 4 on top of the picture of **t'a'áaw gwa'áawgang**.”
5. “Write the number 5 on top of the picture of **sangáay 'láagang**.”
6. “Write the number 6 on top of the picture of **gat'uwáagang**.”
7. “Write the number 7 on top of the picture of **hlgahlúu káagang**.”
8. “Write the number 8 on top of the picture of **tajúugang**.”
9. “Write the number 9 on top of the picture of **sangáay dagangáang**.”
10. “Write the number 10 on top of the picture of **k'íinaang**.”
11. “Write the number 11 on top of the picture of **k'ats'aláang gwa'áawgang**.”
12. “Write the number 12 on top of the picture of **s'áhlaang gwa' áawgang**.”

Sight Recognition

“Turn to page 3 in your test.”

“Look at the pictures in the boxes. Circle the word for each picture.”

Decoding/Encoding

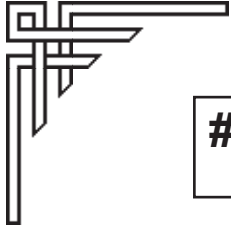
“Turn to page 5 in your test.”

“Look at the word parts in the boxes. Circle the other half or part of each word.”

Basic Writing

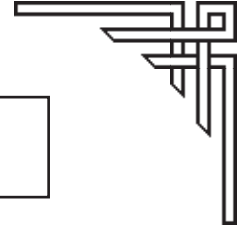
“Turn to page 7 in your test.”

“Look at the pictures in the boxes. Write the word for each picture.”



Correct:

% Correct:



Unit Assessment

Student Pages

Cycle A Beginners Grade 9-11

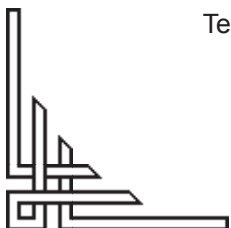
Unit 7

Theme: Weather Forms

Date: _____

Student's Name: _____

Grade: _____




Teacher: To get a percentage for this student's assessment:

divide the total number of questions correct by the total number of questions; multiply this answer by 100 to determine the percentage of questions answered correctly.



[Empty box]




[Empty box]



[Empty box]




[Empty box]




[Empty box]



[Empty box]



[Empty box]




[Empty box]



[Empty box]




[Empty box]




[Empty box]




[Empty box]






tadáang
 xayáagang
 gwa'áawgang
 t'a'áaw gwa'áawgang
 sangáay 'láagang
 gat'uwáagang
 hlgahlúu káagang
 tajúugang
 sangáay
 dagangáang
 k'iinaang
 k'ats'aláang
 gwa'áawgang
 s'áhlaang gwa'
 áawgang



tadáang
 xayáagang
 gwa'áawgang
 t'a'áaw gwa'áawgang
 sangáay 'láagang
 gat'uwáagang
 hlgahlúu káagang
 tajúugang
 sangáay
 dagangáang
 k'iinaang
 k'ats'aláang
 gwa'áawgang
 s'áhlaang gwa'
 áawgang



tadáang
 xayáagang
 gwa'áawgang
 t'a'áaw gwa'áawgang
 sangáay 'láagang
 gat'uwáagang
 hlgahlúu káagang
 tajúugang
 sangáay
 dagangáang
 k'iinaang
 k'ats'aláang
 gwa'áawgang
 s'áhlaang gwa'
 áawgang




tadáang
 xayáagang
 gwa'áawgang
 t'a'áaw gwa'áawgang
 sangáay 'láagang
 gat'uwáagang
 hlgahlúu káagang
 tajúugang
 sangáay
 dagangáang
 k'iinaang
 k'ats'aláang
 gwa'áawgang
 s'áhlaang gwa'
 áawgang




tadáang
 xayáagang
 gwa'áawgang
 t'a'áaw gwa'áawgang
 sangáay 'láagang
 gat'uwáagang
 hlgahlúu káagang
 tajúugang
 sangáay
 dagangáang
 k'iinaang
 k'ats'aláang
 gwa'áawgang
 s'áhlaang gwa'
 áawgang



tadáang
 xayáagang
 gwa'áawgang
 t'a'áaw gwa'áawgang
 sangáay 'láagang
 gat'uwáagang
 hlgahlúu káagang
 tajúugang
 sangáay
 dagangáang
 k'iinaang
 k'ats'aláang
 gwa'áawgang
 s'áhlaang gwa'
 áawgang




tadáang
xayáagang
gwa'áawgang
t'a'áaw gwa'áawgang
sangáay 'láagang
gat'uwáagang
hl̥ahlúu káagang
tajúugang
sangáay
dagangáang
k'iinaang
k'ats'aláang
gwa'áawgang
s'áhlaang gwa'
áawgang



tadáang
xayáagang
gwa'áawgang
t'a'áaw gwa'áawgang
sangáay 'láagang
gat'uwáagang
hl̥ahlúu káagang
tajúugang
sangáay
dagangáang
k'iinaang
k'ats'aláang
gwa'áawgang
s'áhlaang gwa'
áawgang




tadáang
xayáagang
gwa'áawgang
t'a'áaw gwa'áawgang
sangáay 'láagang
gat'uwáagang
hl̥ahlúu káagang
tajúugang
sangáay
dagangáang
k'iinaang
k'ats'aláang
gwa'áawgang
s'áhlaang gwa'
áawgang



tadáang
xayáagang
gwa'áawgang
t'a'áaw gwa'áawgang
sangáay 'láagang
gat'uwáagang
hl̥ahlúu káagang
tajúugang
sangáay
dagangáang
k'iinaang
k'ats'aláang
gwa'áawgang
s'áhlaang gwa'
áawgang



tadáang
xayáagang
gwa'áawgang
t'a'áaw gwa'áawgang
sangáay 'láagang
gat'uwáagang
hl̥ahlúu káagang
tajúugang
sangáay
dagangáang
k'iinaang
k'ats'aláang
gwa'áawgang
s'áhlaang gwa'
áawgang



tadáang
xayáagang
gwa'áawgang
t'a'áaw gwa'áawgang
sangáay 'láagang
gat'uwáagang
hl̥ahlúu káagang
tajúugang
sangáay
dagangáang
k'iinaang
k'ats'aláang
gwa'áawgang
s'áhlaang gwa'
áawgang

xay

áang
áagang
wgang
áawgang
láagang
wáagang
káagang
ugang
gangáang
naang
áawgang
a' áawgang

tajú

áang
áagang
wgang
áawgang
láagang
wáagang
káagang
ugang
gangáang
naang
áawgang
a' áawgang

s'áhlaang gwa'

áang
áagang
wgang
áawgang
láagang
wáagang
káagang
ugang
gangáang
naang
áawgang
a' áawgang

gat'u

áang
áagang
wgang
áawgang
láagang
wáagang
káagang
ugang
gangáang
naang
áawgang
a' áawgang

hlgahlúu

áang
áagang
wgang
áawgang
láagang
wáagang
káagang
ugang
gangáang
naang
áawgang
a' áawgang

gwa'

áang
áagang
wgang
áawgang
láagang
wáagang
káagang
ugang
gangáang
naang
áawgang
a' áawgang

sangáay

áang
áagang
wgang
áawgang
láagang
wáagang
káagang
ugang
gangáang
naang
áawgang
a' áawgang

gwa'áa

áang
áagang
wgang
áawgang
láagang
wáagang
káagang
ugang
gangáang
naang
áawgang
a' áawgang

tad

áang
áagang
wgang
áawgang
láagang
wáagang
káagang
ugang
gangáang
naang
áawgang
a' áawgang

sangáay da


áang
áagang
wgang
áawgang
láagang
wáagang
káagang
ugang
gangáang
naang
áawgang
a' áawgang

k'ii

áang
áagang
wgang
áawgang
láagang
wáagang
káagang
ugang
gangáang
naang
áawgang
a' áawgang

t'a'áaw gwa'

áang
áagang
wgang
áawgang
láagang
wáagang
káagang
ugang
gangáang
naang
áawgang
a' áawgang




Blank rectangular box for labeling the first illustration.




Blank rectangular box for labeling the second illustration.




Blank rectangular box for labeling the third illustration.



Blank rectangular box for labeling the fourth illustration.




Blank rectangular box for labeling the fifth illustration.




Blank rectangular box for labeling the sixth illustration.



Blank rectangular box for labeling the image above.



Blank rectangular box for labeling the image above.




Blank rectangular box for labeling the image above.



Blank rectangular box for labeling the image above.



Blank rectangular box for labeling the image above.



Blank rectangular box for labeling the image above.