

Cycle A • Beginners • Xaad Kíl

Student Support Materials

UNIT 9

Recreation



Sealaska Heritage Institute

Vocabulary Pictures

náanggang (is playing)



xyáalgang (is dancing)



k'ajúugang (is singing)



skáadaanggang (is berry-picking)



ta xáygang (is weaving)




sgj skáajugang (is playing baseball)



ki skáawnanggang (is shooting pool)



stáwjaawaagang (is going visiting)



ta tl'iigang (is sewing)



káajuugang (is hunting)



ta liidadaang (is reading)





ta k'iidang (is carving)


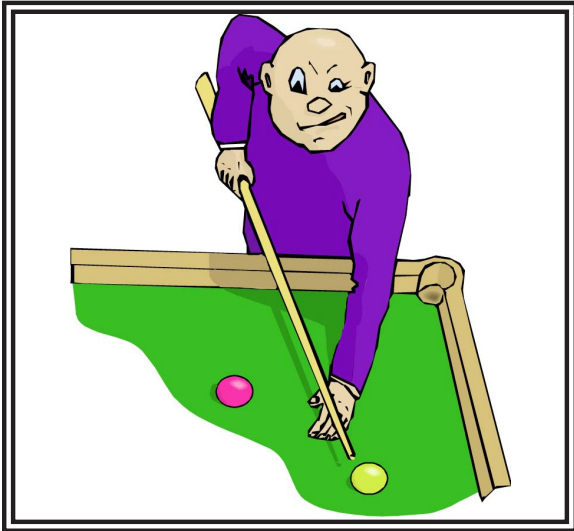


Basic Listening

Have the students cut out the vocabulary pictures; say the words and they show the pictures.




Have the students cut out the vocabulary pictures; say the words and they show the pictures.

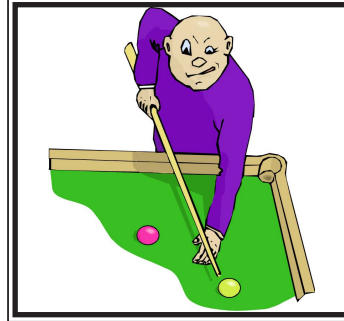


Say the vocabulary words; the students write the numbers under the pictures.

1. náangang, 2. xyáalgang, 3. k'ajúugang, 4. skáadaanggang, 5. ta xáygang
6. sgi skáajuugang, 7. ki skáawnanggang, 8. stáwjaawaagang, 9. ta t'l'ígang
10. káajuugang, 11. ta líidadaang, 12. ta k'íidang




























Basic Reading

Sight Recognition

náangang

xyaalang

k'ajungang

skáadaangang

ta xáygang

sgi skáajungang

ki skáawnanggang

stáwjaaawaagang

ta tl'íigang

káajungang



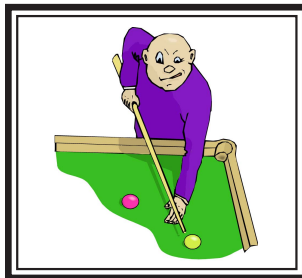



ta líidadaang

ta k'iidang

Have the students find this unit's vocabulary words in the word find. They should circle the words or highlight them. You can project the word find onto the board and have the students draw configurations around the words. Turn off the overhead, showing only the word configurations on the board. The students then identify the words by their configurations.

rwerfdíxángiobje;rongaeojgweigni;fW;lOwrjdarlgms
ww'fbtalíidadaangmerpodíistlak'ángiilaermorcaneq-
glejberlignaediistláayrgxyáalgangelrersdxyádjfbw-
ergmno dlw3lertrlwrgoweniqliurvik't'árdfrw-
ergeereroproposalsrlijergljerglaeqavvikáajuugangkr-
lergk'ulaererliaerierlije4t43ooijduqvidíixyáaytuqrgoj-
drgflmxc.mbcvdirk'ajúugangerlgjaeridrhiadrfrhialuk-
tuqdíikajoirnglts'áerlgdfoijerlmaskáadaanggangdr-
goinwegljdrolaergoerjinauraqgljrgoljergoergoljdrgo-
jerjijilmvoewrak'áasouweknbojw't'áerljmqaniqtuqgnal
dbJjijiarbleraanansglaanáanggangdrglwengdbfletgljrlk
goiivvaqturvikqak'uetaktuktukst'áljwerlmvjijuustaliqv-
vatublatjobnaegoarndíistláayerferhgalmaakiskáaw-
nanggangdohertnerobjepiipiq;roniutuiyiqwjwwjanuq-
liktuqwojwgjwjwgpjwpgjdíixyáaywpjgjrgerdíik'ulúu-
jerpjxstáwjaawaagangágjepgpgk'ápojwrgpdíik'ulúup-
taktuktugerhehehthrjrrrtjrjrrjeiniqpakethrthjwdíitaxáy-
ganggyúu56k6ioyfhhj,yyuryulrwwsinigvikpopwb-
díist'áaympswpt'áwpsapwspwqdíikajpgpgpxáns-
giskáajuugangk'ánanhqfolxyák'ángalalldíxdk'á-
gyúkiouldíikúnlunak'ádíigyúujwt'áerljmqanialaqolol-
sheejiiweigni;fW;lresourcesmergojdfbmerjijuutmdfoja
ktatl'íigangúrmaunratoravinngaqmaurluqglejberl-
nasheejijoeergeleraniksivdíist'áaychaqliqtak'íidan-
guqmsdfgfheewqergcuyt'áshahahnurluqqwofhgqoex-
ploradíikúnyut'áqtuqdíixángiiaqnodlw3luunaaq-
tuqertrlwrgowerglnerlunak'ádíigyúushahanherler-
glaereragrits'ángal'qeqeecosysnirinaikk'ádíighbrs7jl-

Have the students cut out the words and attach them to their pictures.



náangang

xyáalgang

k'ajúugang

skáadaanggang

ta xáygang

sgi skáajuugang

ki skáawnang-gang

stáwjaawaagang

ta tl'iigang

káajuugang

ta líidadaang

ta k'iidang


Have the students circle the word for each picture.



náanggang
xyáalgang
k'ajúugang
skáadaanggang
ta xáygang
sgi skáajuugang
ki skáawnang-
gang
stáwjaawaagang
ta tl'iigang
káajuugang
ta líidadaang
ta k'iidang



náanggang
xyáalgang
k'ajúugang
skáadaanggang
ta xáygang
sgi skáajuugang
ki skáawnang-
gang
stáwjaawaagang
ta tl'iigang
káajuugang
ta líidadaang
ta k'iidang



náanggang
xyáalgang
k'ajúugang
skáadaanggang
ta xáygang
sgi skáajuugang
ki skáawnang-
gang
stáwjaawaagang
ta tl'iigang
káajuugang
ta líidadaang
ta k'iidang



náanggang
xyáalgang
k'ajúugang
skáadaanggang
ta xáygang
sgi skáajuugang
ki skáawnang-
gang
stáwjaawaagang
ta tl'iigang
káajuugang
ta líidadaang
ta k'iidang




náanggang
xyáalgang
k'ajúugang
skáadaanggang
ta xáygang
sgi skáajuugang
ki skáawnang-
gang
stáwjaawaagang
ta tl'iigang
káajuugang
ta líidadaang
ta k'iidang



náanggang
xyáalgang
k'ajúugang
skáadaanggang
ta xáygang
sgi skáajuugang
ki skáawnang-
gang
stáwjaawaagang
ta tl'iigang
káajuugang
ta líidadaang
ta k'iidang

Have the students circle the word for each picture.



náanggang
xyáalgang
k'ajúugang
skáadaanggang
ta xáygang
sgi skáajuugang
ki skáawnang-
gang
stáwjaawaagang
ta tl'iigang
káajuugang
ta líidadaang
ta k'iidang



náanggang
xyáalgang
k'ajúugang
skáadaanggang
ta xáygang
sgi skáajuugang
ki skáawnang-
gang
stáwjaawaagang
ta tl'iigang
káajuugang
ta líidadaang
ta k'iidang



náanggang
xyáalgang
k'ajúugang
skáadaanggang
ta xáygang
sgi skáajuugang
ki skáawnang-
gang
stáwjaawaagang
ta tl'iigang
káajuugang
ta líidadaang
ta k'iidang



náanggang
xyáalgang
k'ajúugang
skáadaanggang
ta xáygang
sgi skáajuugang
ki skáawnang-
gang
stáwjaawaagang
ta tl'iigang
káajuugang
ta líidadaang
ta k'iidang



náanggang
xyáalgang
k'ajúugang
skáadaanggang
ta xáygang
sgi skáajuugang
ki skáawnang-
gang
stáwjaawaagang
ta tl'iigang
káajuugang
ta líidadaang
ta k'iidang



náanggang
xyáalgang
k'ajúugang
skáadaanggang
ta xáygang
sgi skáajuugang
ki skáawnang-
gang
stáwjaawaagang
ta tl'iigang
káajuugang
ta líidadaang
ta k'iidang

Have the students cut out the words. Show the vocabulary pictures and the students should show you the words for them.

náanggang

xyáalgang

k'ajúugang

skáadaanggang

ta xáyangang

sgi skáajuugang

**ki skáawnang-
gang**

**stáwjaawaa-
gang**

ta tl'íigang

káajuugang

ta líidadaang

ta k'íidang

Basic Reading

Encoding

Have the students cut out the word parts and glue them into the words.

ná_____ang

xyáa_____g

_____ugang

sk_____anggang

ta _____ang

sgi skáa_____ang

ki skáawnan_____

_____jaawaagang

ta t_____ang

k_____ugang

ta líida_____

ta _____ang

xáyg

áada

stáw

lgan

ggang

l'íig

k'íid

juug

angg

daang

k'ajú

áaju

Have the students cut out the word halves and glue them together.

náang

xyáalg

k'ajú

skáada

ta xá

sgi skáaj

ki skáawna

stáwjaaw

ta tl'

káa

ta líi

ta

ygang

nggang

aagang

k'íidang

ugang

juugang

gang

dadaang

uugang

íigang

anggang

ang

Have the students cut out the letters and spell the word for the picture.



a g á y g
x n a l

Basic Writing

Have the students complete the words by writing the missing parts.

ná_____ang

xyáa_____g

_____ugang

sk_____anggang

ta _____ang

sgi skáa_____ang

ki skáawnan_____

_____jaawaagang

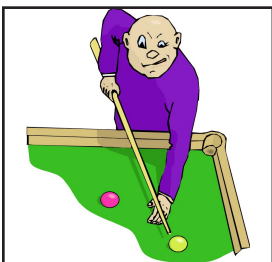



ta t_____ang

k_____ugang

ta líida_____

ta _____ang

Have the students write the words for the pictures.



Dialog Activity Page

a. Gúus uu dǎng isdaang?

b. HI _____.

a. Húu gw gulgaa?


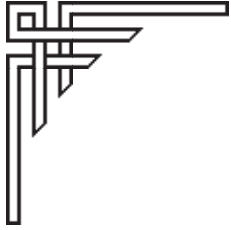
69 b. Áang, gulgáa áwyaagang.

náangang xyáalgang k'ajúugang skáadaanggang

ta xáygang sgi skáajuugang ki skáawnang-
gang stáwjaawaa-
gang

ta tl'íigang káajuugang ta líidadaang ta k'íidang

Unit Assessment



Haida Language Program

Unit Assessment Teacher's Notes

Cycle A Beginners Grade 9-11

Grade _____

Unit 9

Theme: Recreation

Date: _____



Provide each student with a copy of the **students' pages**. Read the following questions; the students answer the questions on their copies of the assessment.

Basic Listening

“Turn to page 1 in your test. Look at the pictures in the boxes.”

1. “Write the number 1 on top of the picture of **náanggang**.”
2. “Write the number 2 on top of the picture of **xyáalgang**.”
3. “Write the number 3 on top of the picture of **k'ajúugang**.”
4. “Write the number 4 on top of the picture of **skáadaanggang**.”
5. “Write the number 5 on top of the picture of **ta xáygang**.”
6. “Write the number 6 on top of the picture of **sgi skáajuugang**.”
7. “Write the number 7 on top of the picture of **ki skáawnanggang**.”
8. “Write the number 8 on top of the picture of **stáwjaawaagang**.”
9. “Write the number 9 on top of the picture of **ta tl'iigang**.”
10. “Write the number 10 on top of the picture of **káajuugang**.”
11. “Write the number 11 on top of the picture of **ta líidadaang**.”
12. “Write the number 12 on top of the picture of **ta k'iidang**.”

Sight Recognition

“Turn to page 3 in your test.”

“Look at the pictures in the boxes. Circle the word for each picture.”

Decoding/Encoding

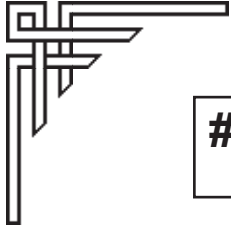
“Turn to page 5 in your test.”

“Look at the word parts in the boxes. Circle the other half or part of each word.”

Basic Writing

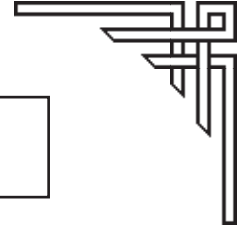
“Turn to page 7 in your test.”

“Look at the pictures in the boxes. Write the word for each picture.”



Correct:

% Correct:



Unit Assessment

Student Pages

Cycle A Beginners Grade 9-11

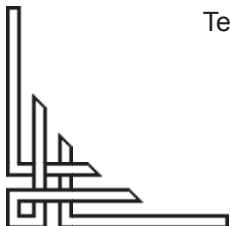
Unit 9

Theme: Recreation

Date: _____

Student's Name: _____

Grade: _____



Teacher: To get a percentage for this student's assessment:

divide the total number of questions correct by the total number of questions; multiply this answer by 100 to determine the percentage of questions answered correctly.



[Empty box]




[Empty box]




[Empty box]




[Empty box]



[Empty box]



[Empty box]



[Empty box]



[Empty box]



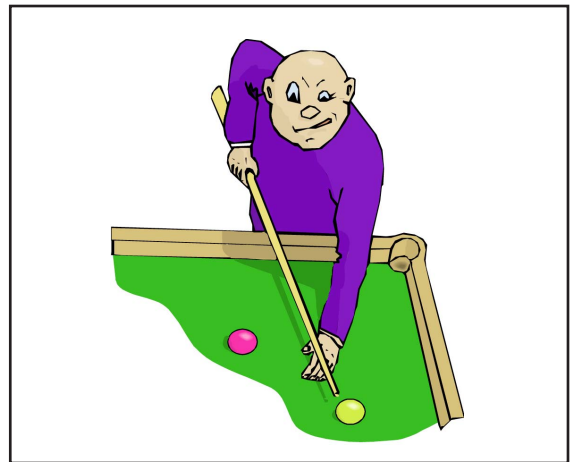
[Empty box]



[Empty box]



[Empty box]



[Empty box]





náanggang
 xyáalgang
 k'ajúugang
 skáadaanggang
 ta xáygang
 sgi skáajuugang
 ki skáawnang-
 gang
 stáwjaawaagang
 ta t'l'iigang
 káajuugang
 ta líidadaang
 ta k'iidang




náanggang
 xyáalgang
 k'ajúugang
 skáadaanggang
 ta xáygang
 sgi skáajuugang
 ki skáawnang-
 gang
 stáwjaawaagang
 ta t'l'iigang
 káajuugang
 ta líidadaang
 ta k'iidang




náanggang
 xyáalgang
 k'ajúugang
 skáadaanggang
 ta xáygang
 sgi skáajuugang
 ki skáawnang-
 gang
 stáwjaawaagang
 ta t'l'iigang
 káajuugang
 ta líidadaang
 ta k'iidang



náanggang
 xyáalgang
 k'ajúugang
 skáadaanggang
 ta xáygang
 sgi skáajuugang
 ki skáawnang-
 gang
 stáwjaawaagang
 ta t'l'iigang
 káajuugang
 ta líidadaang
 ta k'iidang



náanggang
 xyáalgang
 k'ajúugang
 skáadaanggang
 ta xáygang
 sgi skáajuugang
 ki skáawnang-
 gang
 stáwjaawaagang
 ta t'l'iigang
 káajuugang
 ta líidadaang
 ta k'iidang




náanggang
 xyáalgang
 k'ajúugang
 skáadaanggang
 ta xáygang
 sgi skáajuugang
 ki skáawnang-
 gang
 stáwjaawaagang
 ta t'l'iigang
 káajuugang
 ta líidadaang
 ta k'iidang



náanggang
 xyáalgang
 k'ajúugang
 skáadaanggang
 ta xáygang
 sgi skáajuugang
 ki skáawnang-
 gang
 stáwjaawaagang
 ta tl'iigang
 káajuugang
 ta líidadaang
 ta k'iidang



náanggang
 xyáalgang
 k'ajúugang
 skáadaanggang
 ta xáygang
 sgi skáajuugang
 ki skáawnang-
 gang
 stáwjaawaagang
 ta tl'iigang
 káajuugang
 ta líidadaang
 ta k'iidang



náanggang
 xyáalgang
 k'ajúugang
 skáadaanggang
 ta xáygang
 sgi skáajuugang
 ki skáawnang-
 gang
 stáwjaawaagang
 ta tl'iigang
 káajuugang
 ta líidadaang
 ta k'iidang



náanggang
 xyáalgang
 k'ajúugang
 skáadaanggang
 ta xáygang
 sgi skáajuugang
 ki skáawnang-
 gang
 stáwjaawaagang
 ta tl'iigang
 káajuugang
 ta líidadaang
 ta k'iidang



náanggang
 xyáalgang
 k'ajúugang
 skáadaanggang
 ta xáygang
 sgi skáajuugang
 ki skáawnang-
 gang
 stáwjaawaagang
 ta tl'iigang
 káajuugang
 ta líidadaang
 ta k'iidang



náanggang
 xyáalgang
 k'ajúugang
 skáadaanggang
 ta xáygang
 sgi skáajuugang
 ki skáawnang-
 gang
 stáwjaawaagang
 ta tl'iigang
 káajuugang
 ta líidadaang
 ta k'iidang

k'aj	nggang algang úugang anggang ygang juugang nanggang waagang íigang ajuugang adaang <u>k</u> 'iidang
------	--------------------------------------------------------------------------------------------------------------------------------------

stáwjaa	nggang algang úugang anggang ygang juugang nanggang waagang íigang ajuugang adaang <u>k</u> 'iidang
---------	--------------------------------------------------------------------------------------------------------------------------------------

ta líid	nggang algang úugang anggang ygang juugang nanggang waagang íigang ajuugang adaang <u>k</u> 'iidang
---------	--------------------------------------------------------------------------------------------------------------------------------------

xyá	nggang algang úugang anggang ygang juugang nanggang waagang íigang ajuugang adaang <u>k</u> 'iidang
-----	--------------------------------------------------------------------------------------------------------------------------------------

ta tl'	nggang algang úugang anggang ygang juugang nanggang waagang íigang ajuugang adaang <u>k</u> 'iidang
--------	--------------------------------------------------------------------------------------------------------------------------------------

skáada	nggang algang úugang anggang ygang juugang nanggang waagang íigang ajuugang adaang <u>k</u> 'iidang
--------	--------------------------------------------------------------------------------------------------------------------------------------

ta	nggang algang úugang anggang ygang juugang nanggang waagang íigang ajuugang adaang k'iidang
----	------------------------------------------------------------------------------------------------------------------------------


ta <u>x</u> á	nggang algang úugang anggang ygang juugang nanggang waagang íigang ajuugang adaang k'iidang
---------------	------------------------------------------------------------------------------------------------------------------------------

náa	nggang algang úugang anggang ygang juugang nanggang waagang íigang ajuugang adaang k'iidang
-----	------------------------------------------------------------------------------------------------------------------------------


<u>k</u> á	nggang algang úugang anggang ygang juugang nanggang waagang íigang ajuugang adaang k'iidang
------------	------------------------------------------------------------------------------------------------------------------------------

ki skáaw	nggang algang úugang anggang ygang juugang nanggang waagang íigang ajuugang adaang k'iidang
----------	------------------------------------------------------------------------------------------------------------------------------


sgi skáa	nggang algang úugang anggang ygang juugang nanggang waagang íigang ajuugang adaang k'iidang
----------	------------------------------------------------------------------------------------------------------------------------------



Blank rectangular box for labeling the image above.



Blank rectangular box for labeling the image above.




Blank rectangular box for labeling the image above.



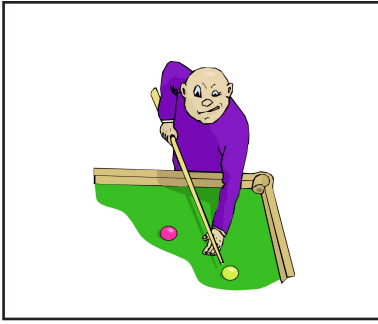
Blank rectangular box for labeling the image above.



Blank rectangular box for labeling the image above.



Blank rectangular box for labeling the image above.




Blank rectangular box for labeling the pool player illustration.




Blank rectangular box for labeling the children reading illustration.



Blank rectangular box for labeling the woman knitting illustration.



Blank rectangular box for labeling the cowboy performing illustration.



Blank rectangular box for labeling the family eating illustration.



Blank rectangular box for labeling the woman with a basket illustration.