

UNIT 7

Review 4-6



Teacher's Notes

This unit reviews units 4-6. Phrases have been selected for review. If your students already know these, select others for extra practice. Use the suggested lessons and the Student Support Materials (SSM) to practice the vocabulary. The Body Parts, Kinship and Food themes will continue in Cycles C through Advanced C. If students can master the noun vocabulary and commit the terms to long-term memory, they can focus on learning the verbs.

Vocabulary Cycle B

x'oos foot
x'usgoosh toe
t'eey shú elbow
yéet son
t'ukanéiyi baby
dachxán grandchild
suktéitl' beach asparagus
at x'éeshi dry fish
laak'ásk' black seaweed

Teacher's Notes

The review unit gives an added opportunity for more practice with the verb patterns. Units 4-6 introduce the verbs for bending, helping, drinking, and eating. Choose your review sentences based on your students' progress. Encourage students to listen to the audio recording of a fluent speaker saying the sentences. The more practice they have listening to a fluent speaker, the more confident they will become in understanding what they hear.

Vocabulary Cycle C

Ax keey yaa kanxatán. I am bending my knee.

Ax xúx eedé yaa naxdashéen. I am helping my husband.

Ax shát eedé yaa naxdashéen. I am helping my wife.

Yat'aayi héen xadaná. I am drinking coffee.

Teacher's Notes

This review unit gives students more practice with the phrases from units 4-6. By this cycle, students should know all of the nouns from the units on body parts, family, and food. The commands are familiar Total Physical Response (TPR) commands. One of the outcomes from a review unit is the feeling of accomplishment that both the students and teachers feel. As students commit more phrases to long-term memory, their confidence builds and they are ready to move forward to the next cycle.

Vocabulary Cycle A Advanced

At shí. Touch it.

At yishí. Touch it. (pl)

Aadóo sáwé? Who is that?

At eexá gé? Are you eating?

Teacher's Notes

As in the other review cycles, we have selected sentences for the students to get more practice. If you see that there are other sentences in units 4-6 that students need to work one more, select those. You can continue to use the SSM and any other props that you have. Sometimes students like to review sentences that they already know well to remind themselves that “Yes, I am learning Tlingit!” Encourage students to listen to the audio recording of a fluent speaker saying these sentences.

Vocabulary Cycle B Advanced

Yées doo k'í du jeewú. He's got a new hip.

Ax oox aakoonei oowaxíx. My tooth is loose.

Ax tláak'w tuwóo sigóo. My maternal aunt is happy.

Suktéitl' ax x'é yak'éi. Beach asparagus is my favorite.

Wusi.áax'w ax yat'aayi héen. My coffee is bitter.

Teacher's Notes

Choose these sentences or others from units 4-6 that are most appropriate for your students. If you are teaching this cycle during the fall months, you might spend some time on **Tlél táakw atxaayí yan katu lagáaych**: We haven't finished putting up winter food yet. It is especially interesting if students' families are involved in preparing for memorial parties.

Vocabulary Cycle C Advanced

S'igeidí l'eedí yawúx' ka k'áatl' yáx yatee. A beaver's tail is wide and flat.

S'EEK l'eedí tléil ulyát'. A black bear's tail is short.

Wé t'akoonéiyi de sh jiwdlitsín. The baby is gaining strength.

Tlél táakw atxaayí yan katu lagáaych. We haven't finished putting up winter food yet.

See Appendix III for lesson instructions.

Lesson 1

Introduce the review vocabulary.

Basic Listening

1. Mini Pictures
2. Funnel Vision

Basic Speaking

3. Right or Wrong?
4. Visual Memory
5. Centered Speaker

Lesson 4

Review the unit's vocabulary.

Basic Reading - Encoding

1. Alphabetical Order
2. Group Spell
3. Buzz
4. Letter Encode
5. Use the Student Support Materials

Lesson 2

Review the unit's vocabulary.

Basic Listening

1. Number My Word
2. Locomotive

Basic Speaking

3. Back Match
4. Huh?
5. Bombs Away

Lesson 5

Review the unit's sentences.

Basic Listening

1. Here, There, Everywhere
2. Beanbag Toss

Basic Speaking

3. Being Lippy
4. What's The Date?

Lesson 3

Review the unit's vocabulary.

Basic Listening

1. Let's Move
2. Number My Word

Basic Speaking

3. Right or Wrong?
4. Stick of Chance
5. Under The Bridge

Lesson 6

Review the unit's vocabulary.

Basic Reading - Sight

1. Sight Word Bingo
2. Funny Face
3. Pass the Lifesaver
4. Disappearing Word
5. Use the Student Support Materials

Lesson 7

Introduce the review sentences.

Basic Listening

1. Locomotive
2. Whisper

Basic Speaking

3. Hand Tag
4. Illustration Build-Up
5. Mesh Words

Lesson 8

Review the unit's vocabulary.

Basic Writing

1. Watch Your Half
2. Over/Under Illustration
3. Say Again!
4. Numbered Illustrations
5. Use the Student Support Materials

Lesson 9

Review the unit's vocabulary.

Basic Writing

1. Overhead Configurations
2. Horizontal Completion
3. Syllable Time
4. Alphabet Code
5. Use the Student Support Materials

Lesson 10

Administer the unit's assessment.

1. Review dialogs from units 1 to 9.
2. Mount a review vocabulary graphic on the board. The students should write the word for it and then, each student should attempt to write his/her own Tlingit/Haida/Tsimshian sentence, using the key word. Repeat with other review graphics. Later, have each student read his/her sentences to the class.

Cycle C Advanced Creative Writing Activities

1. Fill in the blanks to complete the sentences below.

_____ **'eedí yawúx' ka k'áatl' yáx yatee.**

A _____r's tail is wide and flat.

Wé _____ **de sh jiwdlitsín.**

The _____ is gaining strength

2. Use vocabulary words and phrases from the previous cycles to rewrite this sentence. Include the translation for your new sentence.

S'EEK 'eedí tléil ulyát'. A black bear's tail is short.

3. Tie the sentences together by rewriting a portion of the sentence or by writing sentences between them to connect them to each other.

S'eeek l'eedí tléil ulyát'. A black bear's tail is short.
Wé t'akoonéiyi de sh jiwdlitsín. The baby is gaining strength.

4. Use one of the sentences below to write a series of sentences that lead up to the sentence you chose or use the sentence to begin your series.

S'igeidí l'eedí yawúx' ka k'áatl' yáx yatee. A beaver's tail is wide and flat.
Tléel táakw atxaayí yan katu lagáaych. We haven't finished putting up winter food yet.

VOCABULARY PICTURES






x'00s
foot



x'usgoosh
toe



t'eey shú
elbow




yéet
son



t'ukanéiyi
baby



dachxán
grandchild



suktéitl'
beach asparagus



at x'éeshi
dry fish


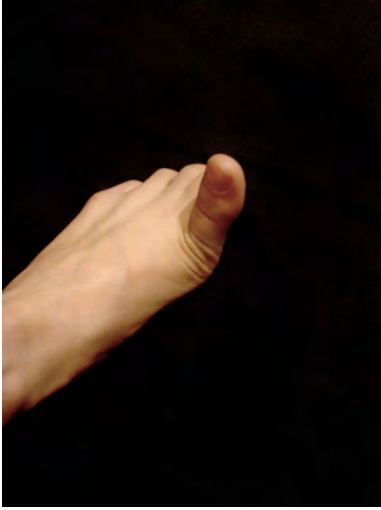


laak'ásk'
black seaweed

BASIC LISTENING





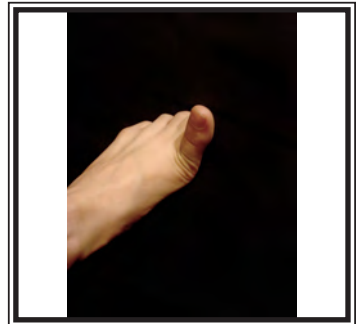

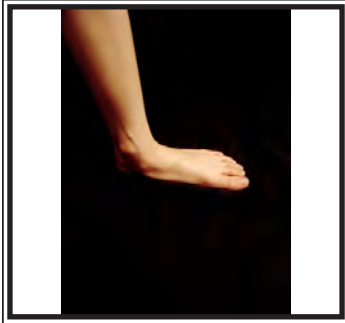
Cut out the vocabulary pictures. Show the pictures for the words given.



Cut out the vocabulary pictures. Show the pictures for the words given.



Listen to the vocabulary words. Write the numbers under the pictures.



BASIC READING

Sight Recognition



x' oos

x' usg oosh

t' eey shú

yéet

t'ukaneíiyi

dachxán

suktéit'


at x'éeshi

laak'ask'


Circle the word for each picture.



x'oos
x'usgoosh
t'ey shú
yéet
t'ukanéiyi
dachxán
suktéitl'
at x'éeshi
laak'ásk'



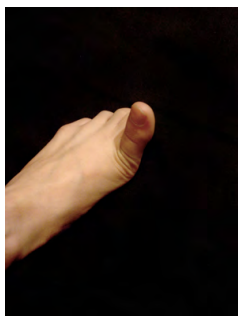
x'oos
x'usgoosh
t'ey shú
yéet
t'ukanéiyi
dachxán
suktéitl'
at x'éeshi
laak'ásk'



x'oos
x'usgoosh
t'ey shú
yéet
t'ukanéiyi
dachxán
suktéitl'
at x'éeshi
laak'ásk'



x'oos
x'usgoosh
t'ey shú
yéet
t'ukanéiyi
dachxán
suktéitl'
at x'éeshi
laak'ásk'



x'oos
x'usgoosh
t'ey shú
yéet
t'ukanéiyi
dachxán
suktéitl'
at x'éeshi
laak'ásk'




x'oos
x'usgoosh
t'ey shú
yéet
t'ukanéiyi
dachxán
suktéitl'
at x'éeshi
laak'ásk'

Circle the word for each picture.



x'oos
x'usgoosh
t'eey shú
yéet
t'ukanéiyi
dachxán
suktéitl'
at x'éeshi
laak'ásk'



x'oos
x'usgoosh
t'eey shú
yéet
t'ukanéiyi
dachxán
suktéitl'
at x'éeshi
laak'ásk'



x'oos
x'usgoosh
t'eey shú
yéet
t'ukanéiyi
dachxán
suktéitl'
at x'éeshi
laak'ásk'

BASIC READING

Encoding



Cut out the word parts and glue them into the words.

_____ **os**

x'usg _____

t'eey _____

_____ **t**

t'uka _____

_____ **xán**

suk _____

_____ **eshi**

_____ **ásk'**

néiyi
oosh

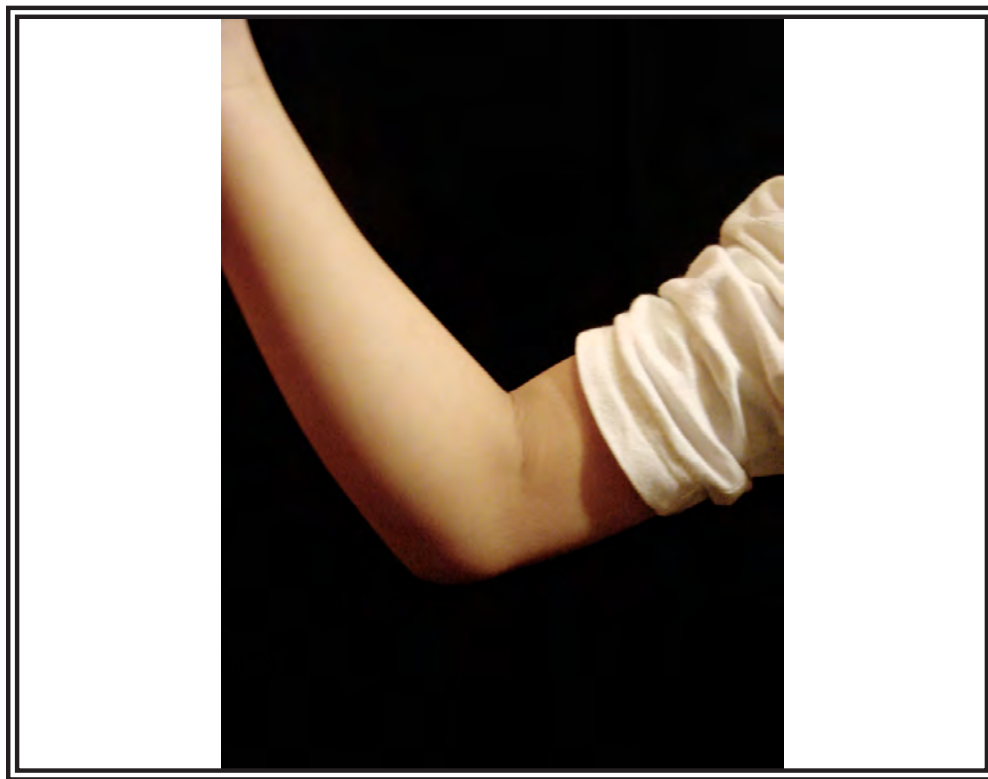
at x'é
laak'

x'o
shú

téitl'
dach

yée

Cut out the letters and spell the word for the picture.



t' y h s e
e ú

BASIC WRITING



Complete the words by writing in the missing letters.

x' _ _ s

' _ _ goosh

t'eey _ _ _

yé _ _ _

t'u _ _ _ éiyi

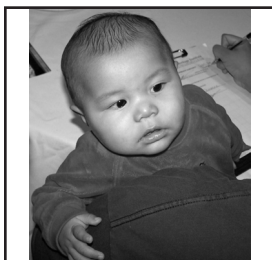

_ _ chxán

sukt _ _ _ _ '

at _ ' _ _ shi

laak'a' _ _ '

Write the correct vocabulary word next to each picture.



UNIT ASSESSMENT



Tlingit Language Program

Unit Assessment

Teacher's Notes

Cycle B Beginners

Grades 5 - 6

Unit 7

Theme: Unit 7 Review

Date:_____

Provide each student with a copy of the **students' pages**. Read the following questions; the students answer the questions on their copies of the assessment.

Basic Listening

“Turn to page 1 in your test. Look at the pictures in the boxes.”

1. “Write the number 1 on top of the picture of **x'oos**.”
2. “Write the number 2 on top of the picture of **x'usgoosh**.”
3. “Write the number 3 on top of the picture of **t'eey shú**.”
4. “Write the number 4 on top of the picture of **yéet**.”
5. “Write the number 5 on top of the picture of **t'ukanéiyi**.”
6. “Write the number 6 on top of the picture of **dachxán**.”
7. “Write the number 7 on top of the picture of **suktéit'**.”
8. “Write the number 8 on top of the picture of **at x'éeshi**.”
9. “Write the number 9 on top of the picture of **laak'ásk'**.”

Sight Recognition

“Turn to page 3 in your test.”

“Look at the pictures in the boxes. Circle the word for each picture.”

Decoding/Encoding

“Turn to page 5 in your test.”

“Look at the word parts in the boxes. Circle the other half or part of each word.”

Basic Writing

“Turn to page 7 in your test.”

“Look at the pictures in the boxes. Write the word for each picture.”

Correct:

% Correct:

Unit Assessment

Student Pages

Cycle B Beginners Grades 5 - 6

Unit 7


Theme: Unit 7 Review

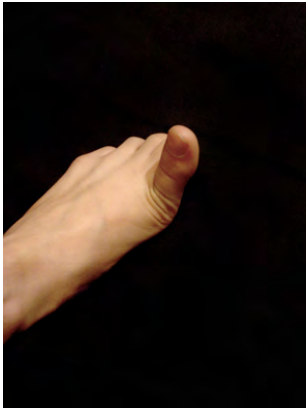


Date: _____

Student's Name: _____

Teacher: To get a percentage for this student's assessment:

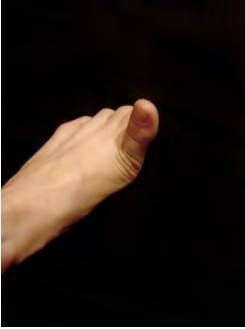
divide the total number of questions correct by the total number of questions; multiply this answer by 100 to determine the percentage of questions answered correctly.







x'oos
 x'usgoosh
 t'eey shú
 yéet
 t'ukanéiyi
 dachxán
 suktéitl'
 at x'éeshi
 laak'ásk'



x'oos
 x'usgoosh
 t'eey shú
 yéet
 t'ukanéiyi
 dachxán
 suktéitl'
 at x'éeshi
 laak'ásk'



x'oos
 x'usgoosh
 t'eey shú
 yéet
 t'ukanéiyi
 dachxán
 suktéitl'
 at x'éeshi
 laak'ásk'



x'oos
 x'usgoosh
 t'eey shú
 yéet
 t'ukanéiyi
 dachxán
 suktéitl'
 at x'éeshi
 laak'ásk'




x'oos
 x'usgoosh
 t'eey shú
 yéet
 t'ukanéiyi
 dachxán
 suktéitl'
 at x'éeshi
 laak'ásk'




x'oos
 x'usgoosh
 t'eey shú
 yéet
 t'ukanéiyi
 dachxán
 suktéitl'
 at x'éeshi
 laak'ásk'



x'oos
x'usgoosh
t'eey shú
yéet
t'ukanéiyi
dachxán
suktéitl'
at x'éeshi
laak'ásk'



x'oos
x'usgoosh
t'eey shú
yéet
t'ukanéiyi
dachxán
suktéitl'
at x'éeshi
laak'ásk'



x'oos
x'usgoosh
t'eey shú
yéet
t'ukanéiyi
dachxán
suktéitl'
at x'éeshi
laak'ásk'

t'eey

téitl'
eshi
'ásk'
kanéiyi
chxán
os
oosh
shú
et

x'o

téitl'
eshi
'ásk'
kanéiyi
chxán
os
oosh
shú
et

at x'é

téitl'
eshi
'ásk'
kanéiyi
chxán
os
oosh
shú
et

yé

téitl'
eshi
'ásk'
kanéiyi
chxán
os
oosh
shú
et

t'u

téitl'
eshi
'ásk'
kanéiyi
chxán
os
oosh
shú
et

da

téitl'
eshi
'ásk'
kanéiyi
chxán
os
oosh
shú
et

suk

téitl'
eshi
'ásk'
kanéiyi
chxán
os
oosh
shú
et

x'usg

téitl'
eshi
'ásk'
kanéiyi
chxán
os
oosh
shú
et

laak

téitl'
eshi
'ásk'
kanéiyi
chxán
os
oosh
shú
et

