

UNIT 5

Family



Teacher's Notes

“Family” is the theme of Unit 5. These vocabulary terms are used in Cycles C through Advanced C. Kinship terms must always be used with possessive pronouns, **ax**, **haa**, **i**, **yee**, **du**, **has du** (my, our, your, you all's, his/hers/its, theirs). Kinship terms denote family relations and sometimes, clan relationships. An example of this is **kéilk'**: his sister's child. **Keilk'** refers to a niece or nephew who is a member of the same clan as the uncle. Terms such as **kéilk'** reinforce the importance of clan relationships. The Student Support Materials (SSM) include images, mini-pictures, vocabulary word cards, student activity worksheets, and assessments. Practice the unit's sentence and dialog and encourage students to listen to the audio recording of a fluent speaker saying these words and sentences. Students should do their best to learn these terms well and commit them to long-term memory. Knowing these terms well will be an asset in future cycles when verb phrases are added and sentences become more complex. Kinship terms can be integrated throughout the year in many units.

Vocabulary Cycle B

tláak'w maternal aunt
káak maternal uncle
aat paternal aunt
atk'átsk'u child
yéet son
sée daughter
t'ukanéiyi baby
dachxán grandchild
daakanóox'u great, great grand-
parents
xúx husband
shát wife
kéilk' his sister's child

Unit's Sentence

Ax _____ at **x'éeshi ax jeet aawatee.**

My _____ gave me dry fish.

Unit's Dialog

(a) **Aadóo sá at x'éeshi i jeet aawatee?** Who gave dry fish to you?

(b) **Ax** _____ **ax jeet aawatee.** My _____ gave it to me.

(a) **Wáa sá duwasáakw**
i _____ **?**
What's your _____'s name?

(b) _____ **yóo duwasáakw.**
His/her name is (____ Name ____).

Teacher's Notes

Cycle C introduces verbs to be used with the nouns presented in Cycle B. The focus is oral language development. The phrases in this lesson are first and third person, present (imperfective) and past (perfective) tenses of the verb “for someone to help someone.” Use the photos from Cycle B, SSM, as props for each of the sentences. Encourage students to listen to the audio recording of a fluent speaker saying these sentences. If students learn the material quickly, move forward to the next cycle. The advanced cycles add new phrases that build upon the theme of “Family.” Spend time on listening activities.

Vocabulary Cycle C

Du dachxán eet wudishée. S/he is helping his/her grandchild.

Ax yadí éet xadishee. I helped my child.

Du yadi eet wudishée. He helped his child.

Du yéet éet wudishée. S/he is helping his/her son.

Teacher's Notes

Continuing practice with the kinship terms. This cycle asks **i dlaak' ákyá?**: Is this your sister? This is a question to be asked of a boy/man. To ask a girl “Is this your sister?” one would have to ask **I shátx** (if older sister) or **i kéek** (if younger) **ákyá?** The command, “to point to one of the relatives,” gives students another opportunity to hear the command **Du éet ch'ix'**. Repeat the questions and commands with as many different students as possible. Listen to audio recording of a fluent speaker saying these sentences.

Vocabulary Cycle A Advanced

Wáa sá duwasáakw i tláa?

What is your mother's name?

I dlaak' ákyá? Is this your sister?

Du éet ch'ix'. Point at him/her.

Du xáni yan hán. Stand by him/her.

Teacher's Notes

In Tlingit, adjectives are often part of the verb. The sentences in this cycle use the kinship terms from Cycle B, with words that describe them. This cycle also gives practice with possessive pronouns, **ax** (my) and **du** (his/her). These sentences can be used for practice with all of the kinship terms. Use the suggested lessons to teach these sentences. Listen to the audio recording of a fluent speaker saying the sentences to hear the correct pronunciation, rhythm, and cadence of the language.

Vocabulary Cycle B Advanced

Du xúx at daa tuwatee. Her husband is thoughtful.

Wé t'ukanéiyich tlákw aash-latin. His baby is always watching him.

Du sée ch'áagu tundantaan du jeewú. Her daughter is an old soul.

Du tlaak yadi akwdlixéitl'. His sister's child is scared.

Teacher's Notes

This cycle introduces new verbs and nouns to challenge students and give them more example sentences which they can use in their writing assignments. Use the suggested lessons and activities to give students practice writing these sentences. Teacher/learners will have new sentence patterns and vocabulary to challenge themselves.

Vocabulary Cycle C Advanced

Sh tóogaa xat ditee woochxán yéi haa wdateeyí. I am grateful that we are together.

Tlél wuduskú goodie sá kei ayawdikúx. Nobody knew where he fled to.

Yá atk'átsk'u li.oos ch'ak'yéis yáx. This child is as playful as a young eagle.

Keex'é shukát áwé shoodanookch ax léelk'w. My grandfather wakes up before dawn.

Cycle C Advanced Creative Writing Activities

1. Fill in the blanks to complete the sentences below.

Keex'é shukát áwé shoodanookch ax _____.

My _____ wakes up before dawn.

Yá _____ li.oos ch'ak' yéis yáx.

This _____ is as playful as a young eagle

2. Use vocabulary words and phrases from the previous cycles to rewrite this sentence. Include the translation for your new sentence.

Keex'é shukát áwé shoodanookch ax léelk'w. My grandfather wakes up before dawn.

3. Tie the sentences together by rewriting a portion of the sentence or by writing sentences between them to connect them to each other.

Yá atk'átsk'u li.oos ch'ak'yéis yáx. This child is as playful as a young eagle.

Keex'é shukát áwé shoodanookch ax léelk'w. My grandfather wakes up before dawn.

4. Use one of the sentences below to write a series of sentences that lead up to the sentence you chose or use the sentence to begin your series.

Sh tógaa xat ditee wochxán yéi haa wdateeyí. I am grateful that we are together.

Tíel wuduskú goodie sá kei yawdikúx. Nobody knew where he fled to.

VOCABULARY PICTURES






tláak'w
maternal aunt




káak
maternal uncle



aat
paternal aunt



atk'átsk'u
child



yéet

son



sée
daughter




t'ukanéiyi

baby



dachxán
grandchild



daakanóox'u
great, great grandparents



χύχ
husband



shát
wife






kéilk'

his sister's child


BASIC LISTENING




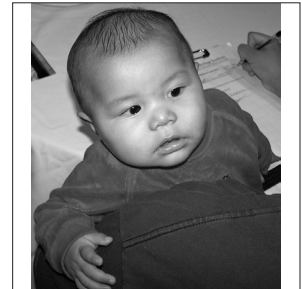






Cut out the vocabulary pictures. Show the pictures for the vocabulary word given.



Cut out the vocabulary pictures. Show the pictures for the vocabulary word given.



Listen to the vocabulary words. Write the numbers under the pictures.



BASIC READING

Sight Recognition



tláak'w

káak

aat

atk'átsk'u

yéet

sée

t'ukarénéiyi

dachxán

daakanóox'

Circle the word for each picture.



tláak'w
káak aat
atk'átsk'u
yéet
sée
t'ukanéiyi
dachxán
daakanóox'
u xúx
shát
kéilk'



tláak'w
káak aat
atk'átsk'u
yéet
sée
t'ukanéiyi
dachxán
daakanóox'
u xúx
shát
kéilk'



tláak'w
káak aat
atk'átsk'u
yéet
sée
t'ukanéiyi
dachxán
daakanóox'
u xúx
shát
kéilk'



tláak'w
káak aat
atk'átsk'u
yéet
sée
t'ukanéiyi
dachxán
daakanóox'
u xúx
shát
kéilk'




tláak'w
káak aat
atk'átsk'u
yéet
sée
t'ukanéiyi
dachxán
daakanóox'
u xúx
shát
kéilk'



tláak'w
káak aat
atk'átsk'u
yéet
sée
t'ukanéiyi
dachxán
daakanóox'
u xúx
shát
kéilk'


Circle the word for each picture.



tláak'w
káak aat
atk'átsk'u
yéet
sée
t'ukanéiyi
dachxán
daakanóox'
u xúx
shát
kéilk'



tláak'w
káak aat
atk'átsk'u
yéet
sée
t'ukanéiyi
dachxán
daakanóox'
u xúx
shát
kéilk'



tláak'w
káak aat
atk'átsk'u
yéet
sée
t'ukanéiyi
dachxán
daakanóox'
u xúx
shát
kéilk'



tláak'w
káak aat
atk'átsk'u
yéet
sée
t'ukanéiyi
dachxán
daakanóox'
u xúx
shát
kéilk'



tláak'w
káak aat
atk'átsk'u
yéet
sée
t'ukanéiyi
dachxán
daakanóox'
u xúx
shát
kéilk'



tláak'w
káak aat
atk'átsk'u
yéet
sée
t'ukanéiyi
dachxán
daakanóox'
u xúx
shát
kéilk'

Cut out the word parts and glue them into the words.

tl _____ k'w

ká _____

a _____

atk'át _____

_____ et

s _____

t'ukan _____

dach _____

_____ anóox'u

xú _____

_____ át

kéi _____

ak

lk'

daak

at

éiyi

sk'u

sh

xán

x

ée

áa

yé

Cut out the letters and spell the word for the picture.



i

t'

n

k

a

y

é

u

i

BASIC WRITING



Complete the words by writing in the missing letters.

tlá _ _ 'w

k _ _ k

a _ _

atk'á _ _ _ 'u

yé _ _

_ ée

t'ukan _ _ _ i

_ _ _ hxán


d _ _ k _ nóox'u

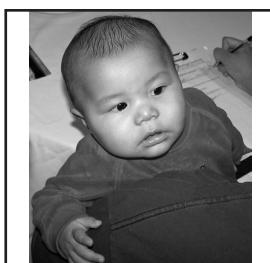
x _ x

_ _ át


ké _ _ k'


Write the words for the pictures.





























DIALOG ACTIVITY PAGE



(a) Aadóo sá at x'éeshi i jeet aawatee?

(b) Ax _____ ax jeet aawatee.

(a) Wáa sá duwasáakw i _____ ?

(b) _____ yóo duwasáakw.

daakanóox'u

yéet

kéilk'

tláak'w

atk'átsk'u

dachxán

káak

xúx

shát

aat

t'ukanéiyi

sée

Cut out the words below. Listen for which word(s) to put in the spaces in the dialog. Read the dialog as a group or in pairs . Change the word(s) after each round. Practice the dialog with another student.

UNIT ASSESSMENT



Tlingit Language Program

**Unit Assessment
Teacher's Notes**

Cycle B Beginners Grade 7

Grade _____

Unit 5

Theme: Family

Date: _____

Provide each student with a copy of the **students' pages**. Read the following questions; the students answer the questions on their copies of the assessment.

Basic Listening

“Turn to page 1 in your test. Look at the pictures in the boxes.”

1. “Write the number 1 on top of the picture of **tláak’w**.”
2. “Write the number 2 on top of the picture of **káak**.”
3. “Write the number 3 on top of the picture of **aat**.”
4. “Write the number 4 on top of the picture of **atk’átsk’u**.”
5. “Write the number 5 on top of the picture of **yéet**.”
6. “Write the number 6 on top of the picture of **sée**.”
7. “Write the number 7 on top of the picture of **t’ukanéiyi**.”
8. “Write the number 8 on top of the picture of **dachxán**.”
9. “Write the number 9 on top of the picture of **daakanóox’u**.”
10. “Write the number 10 on top of the picture of **xúx** .”
11. “Write the number 11 on top of the picture of **shát** .”
12. “Write the number 12 on top of the picture of **kéilk**’.”

Sight Recognition

“Turn to page 3 in your test.”

“Look at the pictures in the boxes. Circle the word for each picture.”

Decoding/Encoding

“Turn to page 5 in your test.”

“Look at the word parts in the boxes. Circle the other half or part of each word.”

Basic Writing

“Turn to page 7 in your test.”

“Look at the pictures in the boxes. Write the word for each picture.”

Correct:

% Correct:

Unit Assessment

Student Pages

Cycle B Beginners Grade 7

Unit 5

Theme: Family



Date: _____


Student's Name: _____

Grade: _____

Teacher: To get a percentage for this student's assessment:

divide the total number of questions correct by the total number of questions; multiply this answer by 100 to determine the percentage of questions answered correctly.






Circle the word for each picture.



tláak'w
káak aat
atk'átsk'u
yéet
sée
t'ukanéiyi
dachxán
daakanóox'
u xúx
shát
kéilk'



tláak'w
káak aat
atk'átsk'u
yéet
sée
t'ukanéiyi
dachxán
daakanóox'
u xúx
shát
kéilk'



tláak'w
káak aat
atk'átsk'u
yéet
sée
t'ukanéiyi
dachxán
daakanóox'
u xúx
shát
kéilk'



tláak'w
káak aat
atk'átsk'u
yéet
sée
t'ukanéiyi
dachxán
daakanóox'
u xúx
shát
kéilk'



tláak'w
káak aat
atk'átsk'u
yéet
sée
t'ukanéiyi
dachxán
daakanóox'
u xúx
shát
kéilk'



tláak'w
káak aat
atk'átsk'u
yéet
sée
t'ukanéiyi
dachxán
daakanóox'
u xúx
shát
kéilk'


Circle the word for each picture.



tláak'w
káak aat
atk'átsk'u
yéet
sée
t'ukanéiyi
dachxán
daakanóox'
u xúx
shát
kéilk'



tláak'w
káak aat
atk'átsk'u
yéet
sée
t'ukanéiyi
dachxán
daakanóox'
u xúx
shát
kéilk'



tláak'w
káak aat
atk'átsk'u
yéet
sée
t'ukanéiyi
dachxán
daakanóox'
u xúx
shát
kéilk'



tláak'w
káak aat
atk'átsk'u
yéet
sée
t'ukanéiyi
dachxán
daakanóox'
u xúx
shát
kéilk'



tláak'w
káak aat
atk'átsk'u
yéet
sée
t'ukanéiyi
dachxán
daakanóox'
u xúx
shát
kéilk'



tláak'w
káak aat
atk'átsk'u
yéet
sée
t'ukanéiyi
dachxán
daakanóox'
u xúx
shát
kéilk'

yé

k'w
ak
at
tsk'u
et
e
anéiyi
xán
anóox'u
úx
át
ilk'

t'uk

k'w
ak
at
tsk'u
et
e
anéiyi
xán
anóox'u
úx
át
ilk'

ká

k'w
ak
at
tsk'u
et
e
anéiyi
xán
anóox'u
úx
át
ilk'

ké

k'w
ak
at
tsk'u
et
e
anéiyi
xán
anóox'u
úx
át
ilk'

x

k'w
ak
at
tsk'u
et
e
anéiyi
xán
anóox'u
úx
át
ilk'

atk'á

k'w
ak
at
tsk'u
et
e
anéiyi
xán
anóox'u
úx
át
ilk'

dach

k'w
ak
at
tsk'u
et
e
anéiyi
xán
anóox'u
úx
át
ilk'

tláa

k'w
ak
at
tsk'u
et
e
anéiyi
xán
anóox'u
úx
át
ilk'

a

k'w
ak
at
tsk'u
et
e
anéiyi
xán
anóox'u
úx
át
ilk'

daak



k'w
ak
at
tsk'u
et
e
anéiyi
xán
anóox'u
úx
át
ilk'

sh

k'w
ak
at
tsk'u
et
e
anéiyi
xán
anóox'u
úx
át
ilk'

sé

k'w
ak
at
tsk'u
et
e
anéiyi
xán
anóox'u
úx
át
ilk'






Empty rectangular box for a caption.

Empty rectangular box for a caption.



Empty rectangular box for a caption.

Empty rectangular box for a caption.



Empty rectangular box for a caption.

Empty rectangular box for a caption.

