

Cycle A • Beginners • Lingít

Student Support Materials

UNIT 12


Water Forms



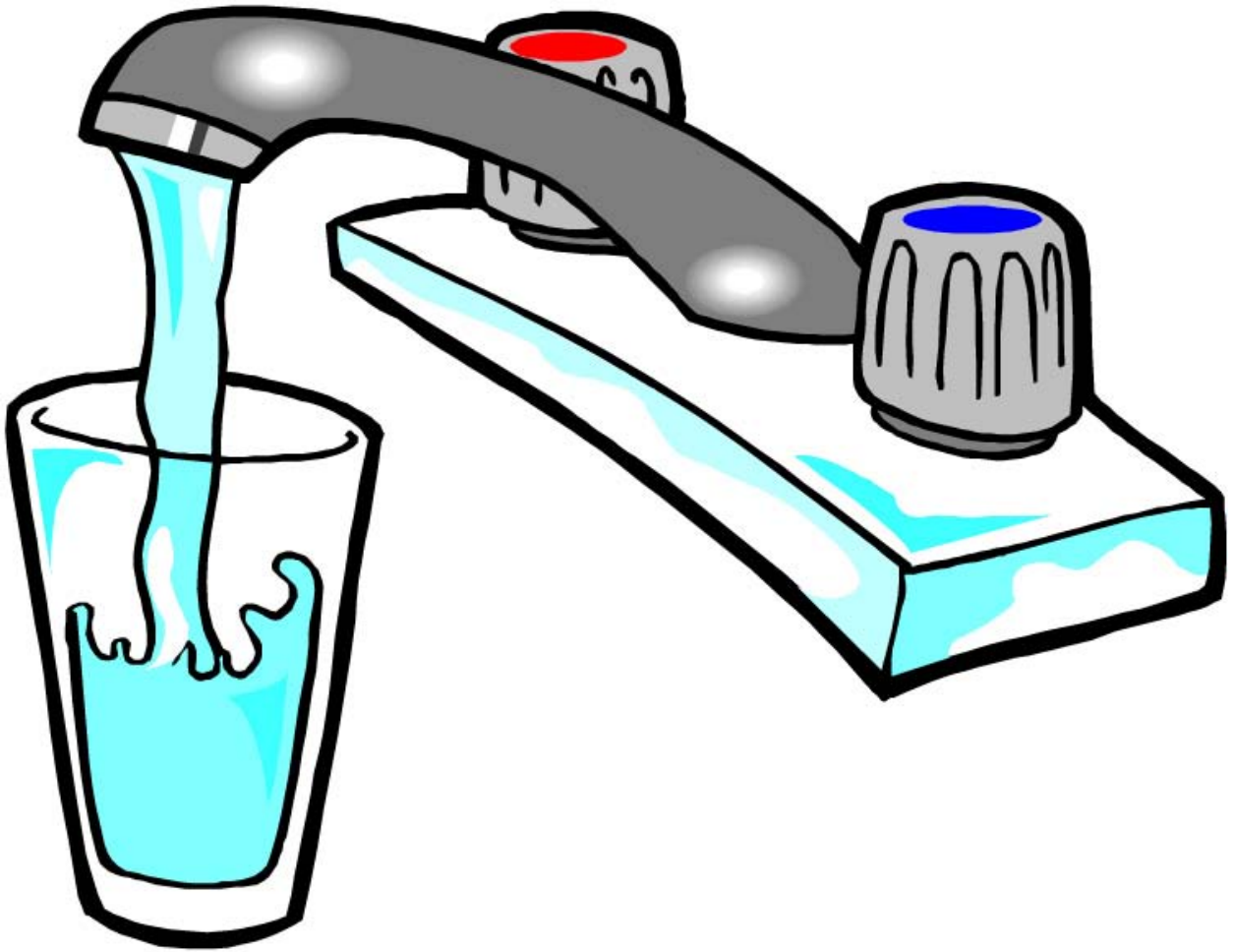
Sealaska Heritage Institute

Vocabulary Pictures

áa (lake)




héen (water)




goon h́een (spring water)




xáat héeni (fish stream)



éil' (ocean)




geiy (bay/inlet)



áak'w (pond/small lake)




haat (tide/strong current)



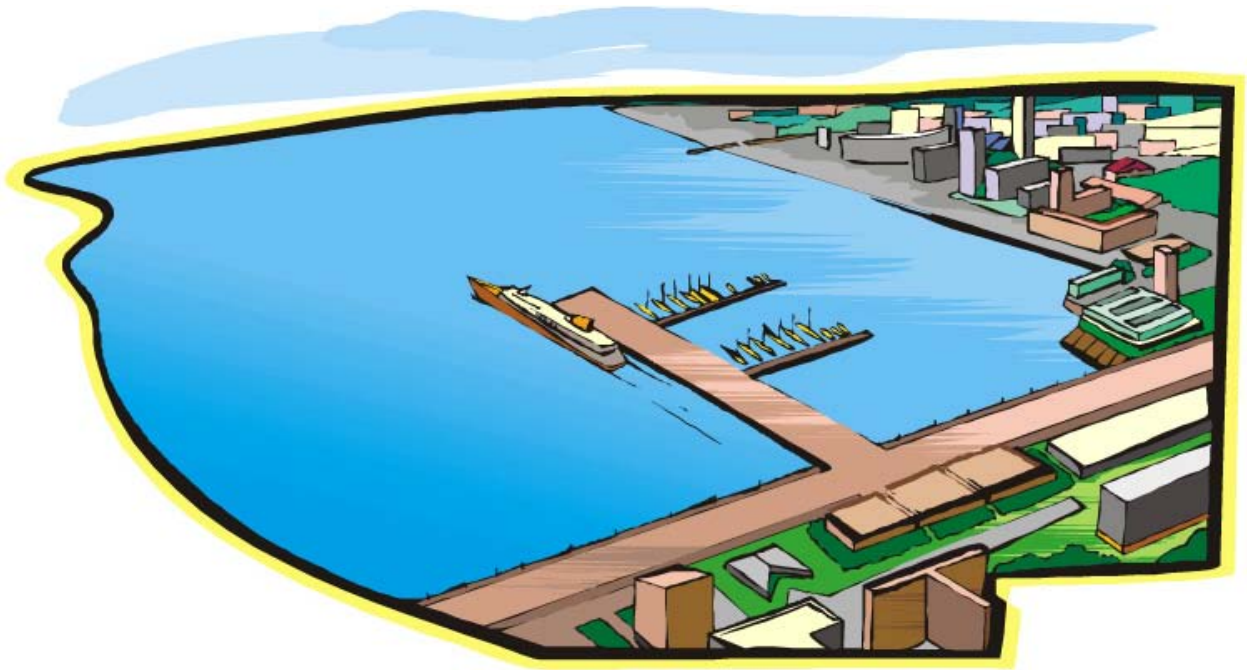
kées'(tide)



téet (waves)



seet (channel)





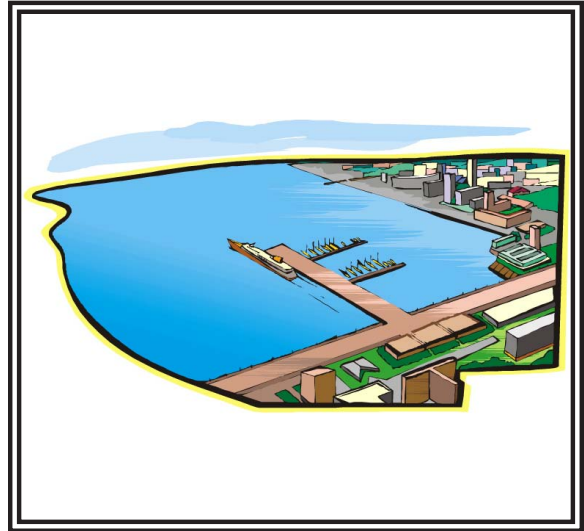



heenák'w (small stream/brook)


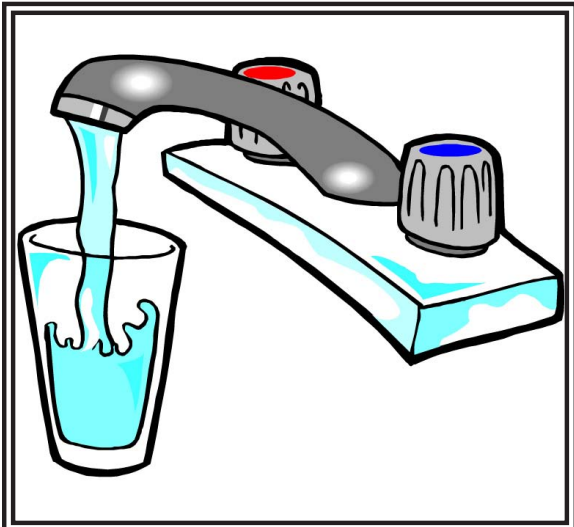



Basic Listening

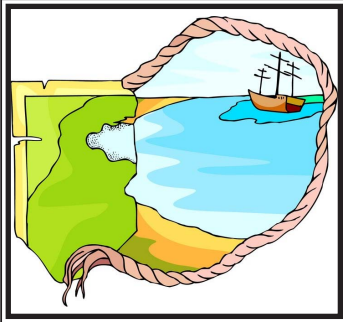
Have the students cut out the vocabulary pictures; say the words and they show the pictures.

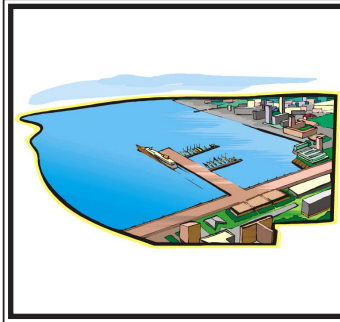



Have the students cut out the vocabulary pictures; say the words and they show the pictures.




Say the vocabulary words; the students write the numbers under the pictures.
 1. áa, 2. héen, 3. goon héen, 4. xáat héeni, 5. éil', 6. geiy, 7. áak'w, 8. haat, 9. kées'
 10. téet, 11. seet, 12. heenák'w












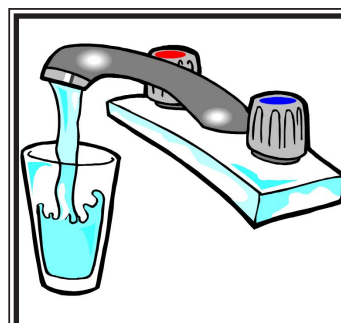















Basic Reading

Sight Recognition

áá

héen

goon héen

xáat hééeni

éil'

58

geiy

áak'w

haat

kées'

téet

seet


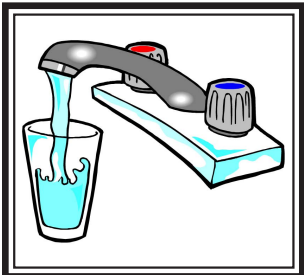






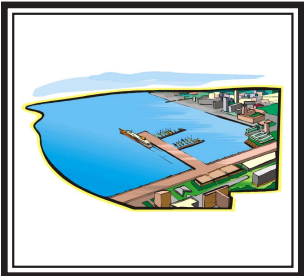

60

neenák'w

Have the students find this unit's vocabulary words in the word find. They should circle the words or highlight them. You can project the word find onto the board and have the students draw configurations around the words. Turn off the overhead, showing only the word configurations on the board. The students then identify the words by their configurations.

rwerfdíixángiobje;áarongaeojgweigni;fW;lOwrjdarlg-
ww'fbmerphaatodíistlak'ángiilaermorcaneqglejberl-
gnaedíistláayrgelrersdxyádjfbwergmnodlw3lertrlwr-
goweniqliurvikt'árdfrwergeereroprtéetoposalsrljer-
gljerglaeqavvikrlergk'ulaxáathéeniererliaerierlije4t43o-
oijduqvidíixyáaytuqqrgojdrgflmxc.mbcvdirerlg-
jaeridrhiadrfrhialuktkéés' uqdíikajoirnglts'áerlgdfoi-
jerlmdrgoinwegljdroaergoerjinauraqgljrgoljergoer-
goljdrgojerjijiilmvoewrak'áasouweknbojw't'áerljmqaniq
tuqgnaldbJjijiarbleraanansgoonhéengladrglwengdbfl-
etgljrlkgoiivvaqturvikqak'uetaktuktukst'áljwerlmvjju-
ustaliqvvatublatjobnaegoarndíistláayeéil' rferhgal-
madohertnerobjepiipiq;roheenák'wniutuiyiqwjww-
januqliktuqwojwgjwjwgpjwpgjdíixyágeiyayw-
pjgjrgerdíik'ulúujerpgjxágjepgpgk'ápojwrg-
pdíik'ulúuptaktuktukerhehehthrjrrrtjrjrrjeiniq-
pakethrthjwdíigyúu56k6ioyfhhj,yyuryulr-
wwsinigvikpopwbdíist'áaympswpt'áwpsapwsp-
wqdíikajpgpgpxánk'áhéennanhqfolxyák'ángalalldíxd-
k'ágyúkiouldíikúnlunak'ádíigyúujwt'áerljmq-
nialaqololsheejiiweigni;fW;lresouáak'wrcesmergojdfb-
merjijuutmdfojakúrmnaunratoravinngaqmaurluqgle-
jberlnasheseetejijioeergeleraniksivdíist'áaychaqliq-
tuqmsdfgfheewqergcuyt'áshahahnurluqqwofhgqoex-
ploradíikúnyut'áqtuqdíixángiiaqnodlw3luunaaq-
tuqertrlwrgowerglnerlunak'ádíigyúushahanherler-
glaereragrits'ángal'qeqeecosysnirinavikteaqiqauruqk-
laqmsdrgflmxánt'ak'áhgjajeridrhit'áadrdíit'áangalaerlv-

Have the students cut out the words and attach them to their pictures.



áa

héen

goon héen

xáat héeni

éil'

geiy

áak'w

haat

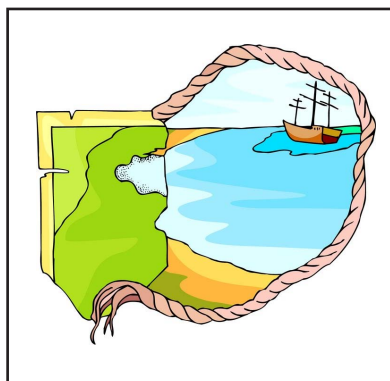
kées'

téet

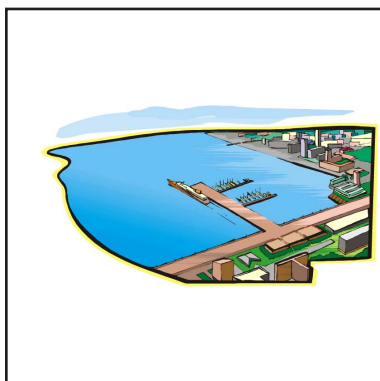
seet

heenák'w


Have the students circle the word for each picture.




áa
 héen
 goon héen
xáat héeni
 éil'
 geiy
 áak'w
 haat
kées'
 téet
 seet
 heenák'w



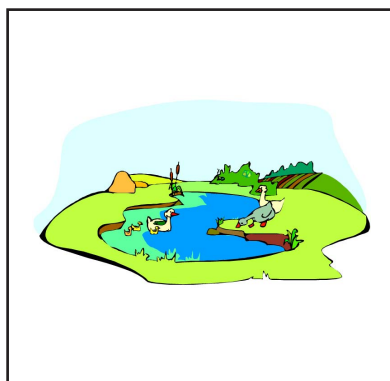
áa
 héen
 goon héen
xáat héeni
 éil'
 geiy
 áak'w
 haat
kées'
 téet
 seet
 heenák'w




áa
 héen
 goon héen
xáat héeni
 éil'
 geiy
 áak'w
 haat
kées'
 téet
 seet
 heenák'w



áa
 héen
 goon héen
xáat héeni
 éil'
 geiy
 áak'w
 haat
kées'
 téet
 seet
 heenák'w



áa
 héen
 goon héen
xáat héeni
 éil'
 geiy
 áak'w
 haat
kées'
 téet
 seet
 heenák'w



áa
 héen
 goon héen
xáat héeni
 éil'
 geiy
 áak'w
 haat
kées'
 téet
 seet
 heenák'w

Have the students circle the word for each picture.




áa
héen
goon héen
xáat héeni
éil´
geiy
áak´w
haat
kées´
téet
seet
heenák´w



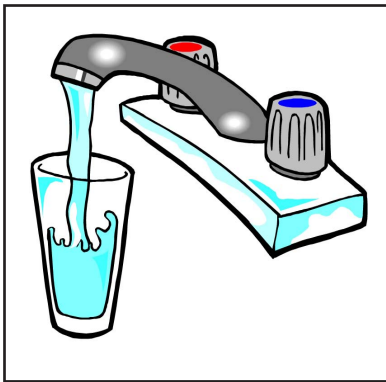
áa
héen
goon héen
xáat héeni
éil´
geiy
áak´w
haat
kées´
téet
seet
heenák´w



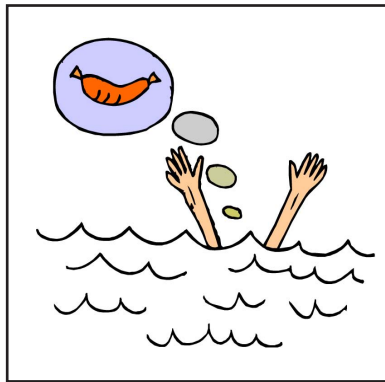
áa
héen
goon héen
xáat héeni
éil´
geiy
áak´w
haat
kées´
téet
seet
heenák´w



áa
héen
goon héen
xáat héeni
éil´
geiy
áak´w
haat
kées´
téet
seet
heenák´w



áa
héen
goon héen
xáat héeni
éil´
geiy
áak´w
haat
kées´
téet
seet
heenák´w



áa
héen
goon héen
xáat héeni
éil´
geiy
áak´w
haat
kées´
téet
seet
heenák´w

Have the students cut out the words. Show the vocabulary pictures and the students should show you the words for them.

áa

héen

goon héen

xáat héeni

éil´

geiy

áak´w

haat

kées´

téet

seet

heenák´w

Basic Reading

Encoding

Have the students cut out the word parts and glue them into the words.

á_
__en
go__ héen
x__t héeni
é_l'
__iy
áa__
ha__
k__s'
__et
__et
he__k'w

hé

ée

k'w

on

se

áa

ená

at

ge

té

a

i

Have the students cut out the word halves and glue them together.

á

hé

goon

xáat

éi

ge

áa

ha

ké

té

s

hee

l'

es'

iy

et

a

at

eet

héen

nák'w

en

k'w

héeni

Have the students cut out the letters and spell the word for the picture.



o é n o

h g e n

Basic Writing

Have the students complete the words by writing the missing parts.

á_

__en

go__ héen

x__t héeni

é_l'

__iy

áa__

ha__

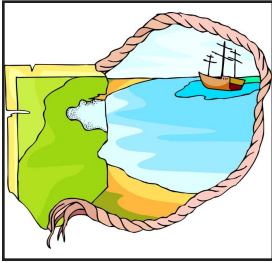
k__s'


__et


__et


he__k'w


Have the students write the words for the pictures.





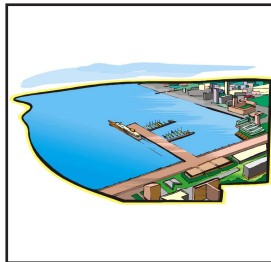











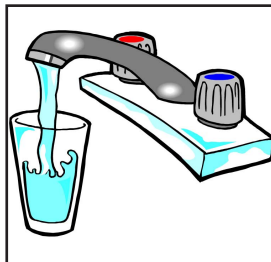












Dialog Activity Page

Have the students cut out the words below. Tell them which word(s) to put in the spaces in the dialog. Read the dialog with the students in choral, group, and individual forms. Change the word(s) after each round.

a. Goox' sáwé át has wusik
waan?

b. _____ át has wusikwaan.

b. _____ haat has uwa.át.

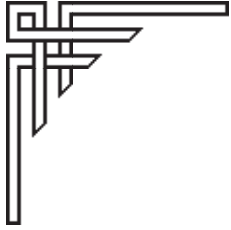
a. Áyáx áwé.

áa héen goon héen xáat héeni

éil' geiy áak'w haat

kées' téet seet heenák'w

Unit Assessment



Tlingit Language Program

Unit Assessment Teacher's Notes

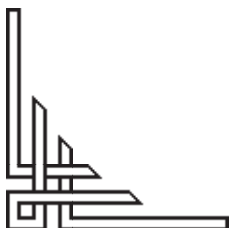
Cycle A Beginners Grade 9-11

Grade _____

Unit 12

Theme: Water Forms

Date: _____



Provide each student with a copy of the **students' pages**. Read the following questions; the students answer the questions on their copies of the assessment.

Basic Listening

“Turn to page 1 in your test. Look at the pictures in the boxes.”

1. “Write the number 1 on top of the picture of **áa**.”
2. “Write the number 2 on top of the picture of **héen**.”
3. “Write the number 3 on top of the picture of **goon héen**.”
4. “Write the number 4 on top of the picture of **xáat héeni**.”
5. “Write the number 5 on top of the picture of **éil**.”
6. “Write the number 6 on top of the picture of **geiy**.”
7. “Write the number 7 on top of the picture of **áak’w**.”
8. “Write the number 8 on top of the picture of **haat**.”
9. “Write the number 9 on top of the picture of **kées**.”
10. “Write the number 10 on top of the picture of **téet**.”
11. “Write the number 11 on top of the picture of **seet**.”
12. “Write the number 12 on top of the picture of **heenák’w**.”

Sight Recognition

“Turn to page 3 in your test.”

“Look at the pictures in the boxes. Circle the word for each picture.”

Decoding/Encoding

“Turn to page 5 in your test.”

“Look at the word parts in the boxes. Circle the other half or part of each word.”

Basic Writing

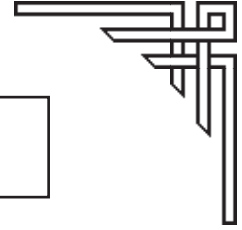
“Turn to page 7 in your test.”

“Look at the pictures in the boxes. Write the word for each picture.”



Correct:

% Correct:



Unit Assessment

Student Pages

Cycle A Beginners Grade 9-11

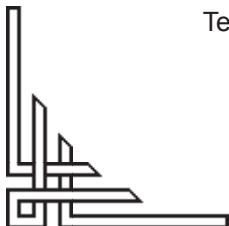
Unit 12

Theme: Water Forms

Date: _____

Student's Name: _____





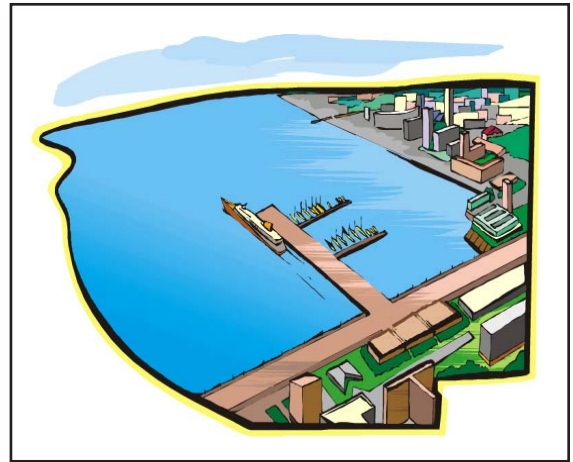
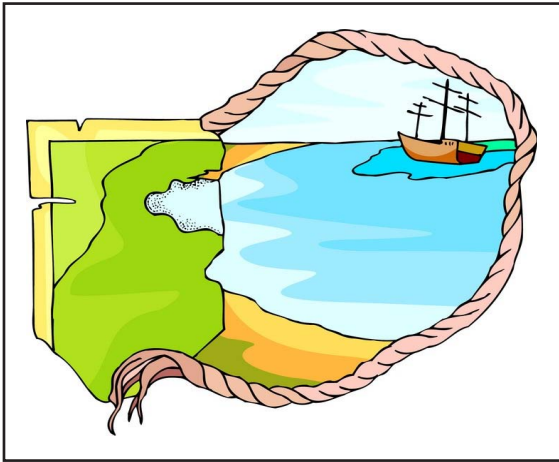
Grade: _____



Teacher: To get a percentage for this student's assessment:

divide the total number of questions correct by the total number of questions; multiply this answer by 100 to determine the percentage of questions answered correctly.






[Empty box]




[Empty box]



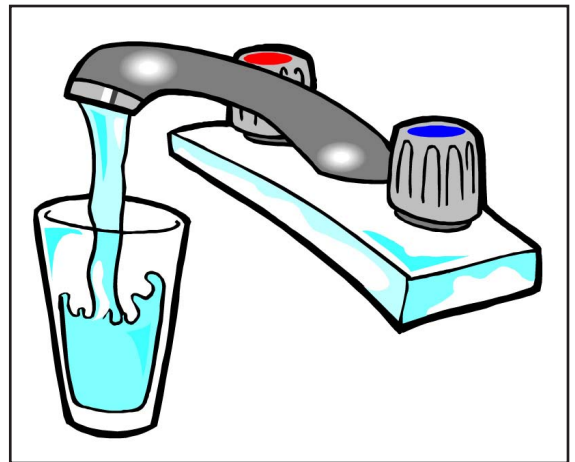
[Empty box]




[Empty box]




[Empty box]

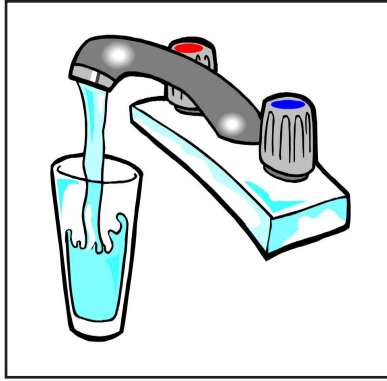


[Empty box]







áa
 héen
 goon héen
 xáat héeni
 éil'
 geiy
 áak'w
 haat
kées'
 téet
 seet
 heenák'w




áa
 héen
 goon héen
 xáat héeni
 éil'
 geiy
 áak'w
 haat
kées'
 téet
 seet
 heenák'w



áa
 héen
 goon héen
 xáat héeni
 éil'
 geiy
 áak'w
 haat
kées'
 téet
 seet
 heenák'w




áa
 héen
 goon héen
 xáat héeni
 éil'
 geiy
 áak'w
 haat
kées'
 téet
 seet
 heenák'w




áa
 héen
 goon héen
 xáat héeni
 éil'
 geiy
 áak'w
 haat
kées'
 téet
 seet
 heenák'w




áa
 héen
 goon héen
 xáat héeni
 éil'
 geiy
 áak'w
 haat
kées'
 téet
 seet
 heenák'w




áa
héen
goon héen
xáat héeni
éil'
geiy
áak'w
haat
kées'
téet
seet
heenák'w




áa
héen
goon héen
xáat héeni
éil'
geiy
áak'w
haat
kées'
téet
seet
heenák'w



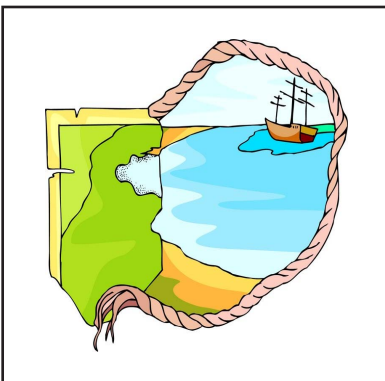
áa
héen
goon héen
xáat héeni
éil'
geiy
áak'w
haat
kées'
téet
seet
heenák'w



áa
héen
goon héen
xáat héeni
éil'
geiy
áak'w
haat
kées'
téet
seet
heenák'w



áa
héen
goon héen
xáat héeni
éil'
geiy
áak'w
haat
kées'
téet
seet
heenák'w



áa
héen
goon héen
xáat héeni
éil'
geiy
áak'w
haat
kées'
téet
seet
heenák'w

ge

a
en
n héen
t héeni
l'
iy
k'w
at
es'
et
et
nák'w

té

a
en
n héen
t héeni
l'
iy
k'w
at
es'
et
et
nák'w

ha

a
en
n héen
t héeni
l'
iy
k'w
at
es'
et
et
nák'w

hee

a
en
n héen
t héeni
l'
iy
k'w
at
es'
et
et
nák'w

hé

a
en
n héen
t héeni
l'
iy
k'w
at
es'
et
et
nák'w

éi

a
en
n héen
t héeni
l'
iy
k'w
at
es'
et
et
nák'w

goo

a
en
n héen
t héeni
l'
iy
k'w
at
es'
et
et
nák'w

ké

a
en
n héen
t héeni
l'
iy
k'w
at
es'
et
et
nák'w

se

a
en
n héen
t héeni
l'
iy
k'w
at
es'
et
et
nák'w

á


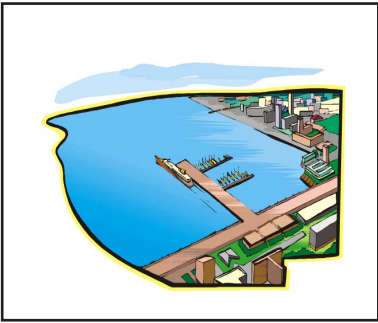


a
en
n héen
t héeni
l'
iy
k'w
at
es'
et
et
nák'w


xáa

a
en
n héen
t héeni
l'
iy
k'w
at
es'
et
et
nák'w


áa

a
en
n héen
t héeni
l'
iy
k'w
at
es'
et
et
nák'w







Blank rectangular box for labeling the waterfall illustration.



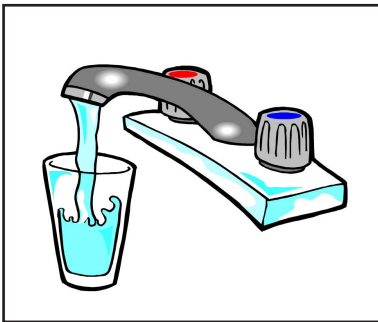
Blank rectangular box for labeling the water fountain illustration.




Blank rectangular box for labeling the boat illustration.



Blank rectangular box for labeling the people in the stream illustration.



Blank rectangular box for labeling the faucet illustration.



Blank rectangular box for labeling the hands catching a fish illustration.