

Cycle A • Beginners • Lingít

Student Support Materials

UNIT 13


The Land



Sealaska Heritage Institute

Vocabulary Pictures

aan (land/earth)



shaa (mountain)




té (stone)



I'éiw (sand)



yan shúka (shoreline)



eech (reef/submerged rock)




x'aa (point)



x'áat (island)



I'éiw x'aayí (sand point)



a goon (land inlet)



gil' (cliff)







neech (beach)






Basic Listening

Have the students cut out the vocabulary pictures; say the words and they show the pictures.




Have the students cut out the vocabulary pictures; say the words and they show the pictures.




Say the vocabulary words; the students write the numbers under the pictures.
 1. aan, 2. shaa, 3. té, 4. l'éiw, 5. yan shúka, 6. eech, 7. x'aa, 8. x'áat, 9. l'éiw x'aayí
 10. a goon, 11. gíl', 12. neech



























Basic Reading

Sight Recognition

aan

shaa

57

té

l'éiw

yan shúka

58

eech

x'aa

x'áat

59

l'éiw x'aayí

a goon

gíl'





60

nee ch

Have the students find this unit's vocabulary words in the word find. They should circle the words or highlight them. You can project the word find onto the board and have the students draw configurations around the words. Turn off the overhead, showing only the word configurations on the board. The students then identify the words by their configurations.

rwerfdíxángiobje;raanongaeojgweigni;fW;IOwrjdarlg-
mww'fbmerpox´aadíistlakángiilaermorcaneqglejberl-
gnaedíistláayrgelrersdxyádjfblergmnodlw3lertrlwr-
goweniqliurvikt'árdfrwergereroproposalsrlijergljer-
glaeqavvikrlergagoonk'ulaererliaerierlije4t43ooij-
duqvidíixyáaytuqqrgojdrgflmxc.mbcvdirerlgjaeridrhi-
adrfrhialuktuqdíikajoirnglts'áerlgdfoijerImadrgoin-
wegljdrolaergoerjinauraqgljrgoljergoergoljdrgojerjiji-
ilmvoewrak'áasouweknbojw't'áerljmqaniqtuqgnaldbJji-
iiarbleraanansglal´éiwx´aayídrglwengdbfletgljrlkgoiiv-
vaqturvikqak'uetaktuktukst'áljwerlmvjijuustaliqv-
vatublatjobnaegoarndíistláayerferhgalmadohertnerob-
jepiipiq;roniutuiyiqtéwjwwjanuqliktuqwojwgjwjwgpjw-
pgjdíixyáaywpjgjrgerdíik'ulúujerpgjxágjepgpgk'ápo-
jwrgpdíik'ulúuptaktuktuqerhehneechehthrrrtjrjr-
rjeiniqpakethrthjwdíigyúyanshúkau56k6ioyfhhj,yyury-
lrwwsinigvikpopwbdíist'l´éiwáaympswpt'áwpsapwsp-
wqdíikajpgpgpxánk'ánanhqfolxyák'ángalallldíxdk'á-
gyúkiouldíishaakúnlunak'ádíigyúujwt'áerljmq-
nialaqololsheejiweigni;fW;lresourcesmergojdfbmerjij-
uutmdfojakúrmnaunratoravinngaqmaurluqglejberl-
nasheejiioeergeeechleraniksivdíist'áaychaqliqtuqms-
dfgfheewqergcuyt'áshahahnurluqqwofhgqoexplo-
radíikúnnygíl´ut'áqtuqdíixángiaqx´áatnodlw3luunaaq-
tuqertrlwrgowerglnerlunak'ádíigyúushahanherler-
glareragrirts'ángal'qeqeecosysnirinavikteaqiqauruqk-
laqmsdrgflmxánt'ak'áhghjaeridrhit'áadrdíit'áangalaerl-
gdfoijerlmitiriaqpnidíist'slak'ángak'áceaioeughapTocl-

Have the students cut out the words and attach them to their pictures.



aan

shaa

té

l'éiw

yan shúka

eech

x'aa

x'áat

l'éiw x'aayí

a goon


gíl'

neech


Have the students circle the word for each picture.



aan
shaa
té
l'éiw
yan shúka
eech
x'aa
x'áat
l'éiw x'aayí
a goon
gíl'
neech




aan
shaa
té
l'éiw
yan shúka
eech
x'aa
x'áat
l'éiw x'aayí
a goon
gíl'
neech




aan
shaa
té
l'éiw
yan shúka
eech
x'aa
x'áat
l'éiw x'aayí
a goon
gíl'
neech



aan
shaa
té
l'éiw
yan shúka
eech
x'aa
x'áat
l'éiw x'aayí
a goon
gíl'
neech




aan
shaa
té
l'éiw
yan shúka
eech
x'aa
x'áat
l'éiw x'aayí
a goon
gíl'
neech



aan
shaa
té
l'éiw
yan shúka
eech
x'aa
x'áat
l'éiw x'aayí
a goon
gíl'
neech

Have the students circle the word for each picture.




aan
shaa
té
l'éiw
yan shúka
eech
x'aa
x'áat
l'éiw x'aayi
a goon
gíl'
neech




aan
shaa
té
l'éiw
yan shúka
eech
x'aa
x'áat
l'éiw x'aayi
a goon
gíl'
neech




aan
shaa
té
l'éiw
yan shúka
eech
x'aa
x'áat
l'éiw x'aayi
a goon
gíl'
neech



aan
shaa
té
l'éiw
yan shúka
eech
x'aa
x'áat
l'éiw x'aayi
a goon
gíl'
neech



aan
shaa
té
l'éiw
yan shúka
eech
x'aa
x'áat
l'éiw x'aayi
a goon
gíl'
neech



aan
shaa
té
l'éiw
yan shúka
eech
x'aa
x'áat
l'éiw x'aayi
a goon
gíl'
neech

Have the students cut out the words. Show the vocabulary pictures and the students should show you the words for them.

aan

shaa

té

l'éiw

yan shúka

eech

x'aa

x'áat

l'éiw x'aayí

a goon

gíl'

neech

Basic Reading

Encoding

Have the students cut out the word parts and glue them into the words.

a__

__aa

__é

l'__w

__shúka

ee__

__a

x'__t

l'__x'aayí

a go__

__l'

ne__

yan

x'a

éi

gí

éiw

t

on

an

sh

ech

ch

áa

Have the students cut out the word halves and glue them together.

aa

sh

t

l' é

yan s

ee

x' a

x' á

l' éiw x'

a go

gí

ne

húka

on

ch

a

aa

l'

aayí

iw


ech

é

at

n

Have the students cut out the letters and spell the word for the picture.



a ú n h

s k a y

Basic Writing

Have the students complete the words by writing the missing parts.

a _____

_____ aa

_____ é

l' _____ w

_____ shúka

ee _____

_____ a

x' _____ t







l' _____ x' aayí

a go _____

_____ l'

ne _____

Have the students write the words for the pictures.



Dialog Activity Page

Have the students cut out the words below. Tell them which word(s) to put in the spaces in the dialog. Read the dialog with the students in choral, group, and individual forms. Change the word(s) after each round.

a. Goodéi sá yaa neegút?

b. _____ dé yaa nxagút.

a. Xát tsu _____ dé yaa
nxagút.

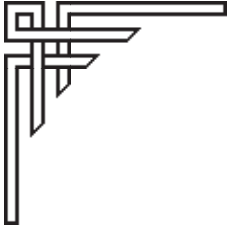
b. I een kuk.áat.

aan shaa té l'éiw

yan shúka eech x'aa x'áat

l'éiw x'aayí a goon gíl' neech

Unit Assessment



Tlingit Language Program

Unit Assessment Teacher's Notes

Cycle A Beginners Grade 9-11

Grade _____

Unit 13

Theme: Land Forms

Date: _____



Provide each student with a copy of the **students' pages**. Read the following questions; the students answer the questions on their copies of the assessment.

Basic Listening

“Turn to page 1 in your test. Look at the pictures in the boxes.”

1. “Write the number 1 on top of the picture of **aan**.”
2. “Write the number 2 on top of the picture of **shaa**.”
3. “Write the number 3 on top of the picture of **té**.”
4. “Write the number 4 on top of the picture of **l'éiw**.”
5. “Write the number 5 on top of the picture of **yan shúka**.”
6. “Write the number 6 on top of the picture of **eech**.”
7. “Write the number 7 on top of the picture of **x'aa**.”
8. “Write the number 8 on top of the picture of **x'áat**.”
9. “Write the number 9 on top of the picture of **l'éiw x'aayí**.”
10. “Write the number 10 on top of the picture of **a goon**.”
11. “Write the number 11 on top of the picture of **gíl'**.”
12. “Write the number 12 on top of the picture of **neech**.”

Sight Recognition

“Turn to page 3 in your test.”

“Look at the pictures in the boxes. Circle the word for each picture.”

Decoding/Encoding

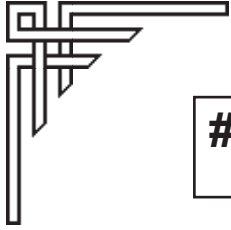
“Turn to page 5 in your test.”

“Look at the word parts in the boxes. Circle the other half or part of each word.”

Basic Writing

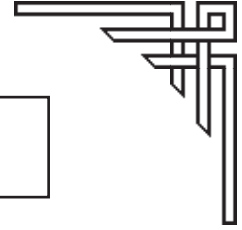
“Turn to page 7 in your test.”

“Look at the pictures in the boxes. Write the word for each picture.”



Correct:

% Correct:



Unit Assessment

Student Pages

Cycle A Beginners Grade 9-11

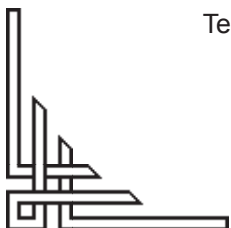
Unit 13

Theme: Land Forms

Date: _____

Student's Name: _____





Grade: _____



Teacher: To get a percentage for this student's assessment:

divide the total number of questions correct by the total number of questions; multiply this answer by 100 to determine the percentage of questions answered correctly.







[Empty box]



[Empty box]



[Empty box]




[Empty box]




[Empty box]




[Empty box]






aan
shaa
té
l'éiw
yan shúka
eech
x'aa
x'áat
l'éiw x'aayí
a goon
gil'
neech




aan
shaa
té
l'éiw
yan shúka
eech
x'aa
x'áat
l'éiw x'aayí
a goon
gil'
neech



aan
shaa
té
l'éiw
yan shúka
eech
x'aa
x'áat
l'éiw x'aayí
a goon
gil'
neech



aan
shaa
té
l'éiw
yan shúka
eech
x'aa
x'áat
l'éiw x'aayí
a goon
gil'
neech



aan
shaa
té
l'éiw
yan shúka
eech
x'aa
x'áat
l'éiw x'aayí
a goon
gil'
neech




aan
shaa
té
l'éiw
yan shúka
eech
x'aa
x'áat
l'éiw x'aayí
a goon
gil'
neech



aan
shaa
té
l'éiw
yan shúka
eech
x'aa
x'áat
l'éiw x'aayí
a goon
gíl'
neech




aan
shaa
té
l'éiw
yan shúka
eech
x'aa
x'áat
l'éiw x'aayí
a goon
gíl'
neech



aan
shaa
té
l'éiw
yan shúka
eech
x'aa
x'áat
l'éiw x'aayí
a goon
gíl'
neech



aan
shaa
té
l'éiw
yan shúka
eech
x'aa
x'áat
l'éiw x'aayí
a goon
gíl'
neech



aan
shaa
té
l'éiw
yan shúka
eech
x'aa
x'áat
l'éiw x'aayí
a goon
gíl'
neech



aan
shaa
té
l'éiw
yan shúka
eech
x'aa
x'áat
l'éiw x'aayí
a goon
gíl'
neech

l'é

n
aa
é
iw
shúka
ch
aa
at
x'aayí
on
íl'
ech

x'

n
aa
é
iw
shúka
ch
aa
at
x'aayí
on
íl'
ech

a go

n
aa
é
iw
shúka
ch
aa
at
x'aayí
on
íl'
ech

ee

n
aa
é
iw
shúka
ch
aa
at
x'aayí
on
íl'
ech

sh

n
aa
é
iw
shúka
ch
aa
at
x'aayí
on
íl'
ech

ne

n
aa
é
iw
shúka
ch
aa
at
x'aayí
on
íl'
ech

l'éiw

n
aa
é
iw
shúka
ch
aa
at
x'aayí
on
íl'
ech

t

n
aa
é
iw
shúka
ch
aa
at
x'aayí
on
íl'
ech

aa

n
aa
é
iw
shúka
ch
aa
at
x'aayí
on
íl'
ech

g

n
aa
é
iw
shúka
ch
aa
at
x'aayí
on
íl'
ech

x'á

n
aa
é
iw
shúka
ch
aa
at
x'aayí
on
íl'
ech

yan

n
aa
é
iw
shúka
ch
aa
at
x'aayí
on
íl'
ech

