

Cycle A • Beginners • Lingít

Student Support Materials

UNIT 1

My Body Parts



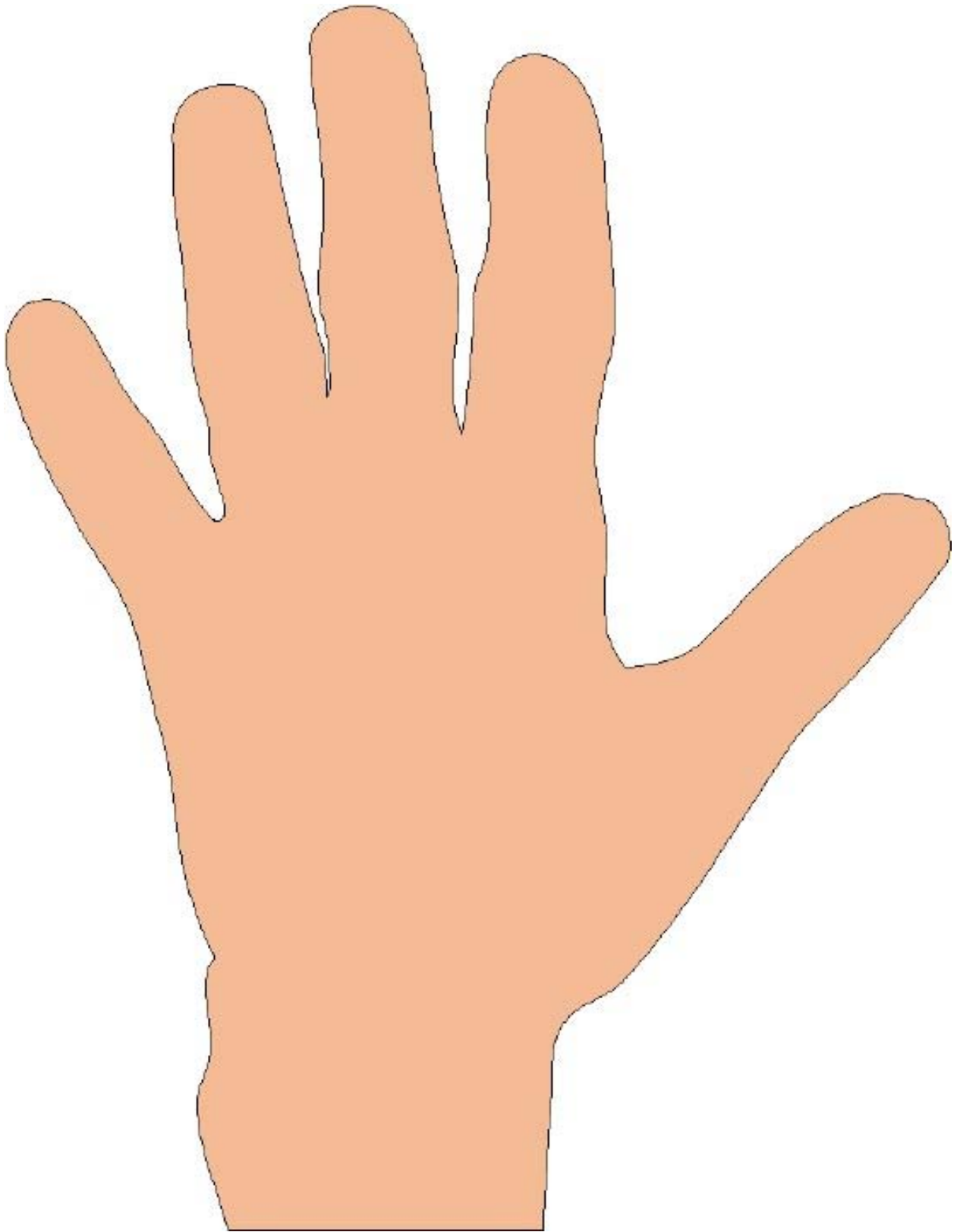
Sealaska Heritage Institute

Vocabulary Pictures

ax shá (my head)



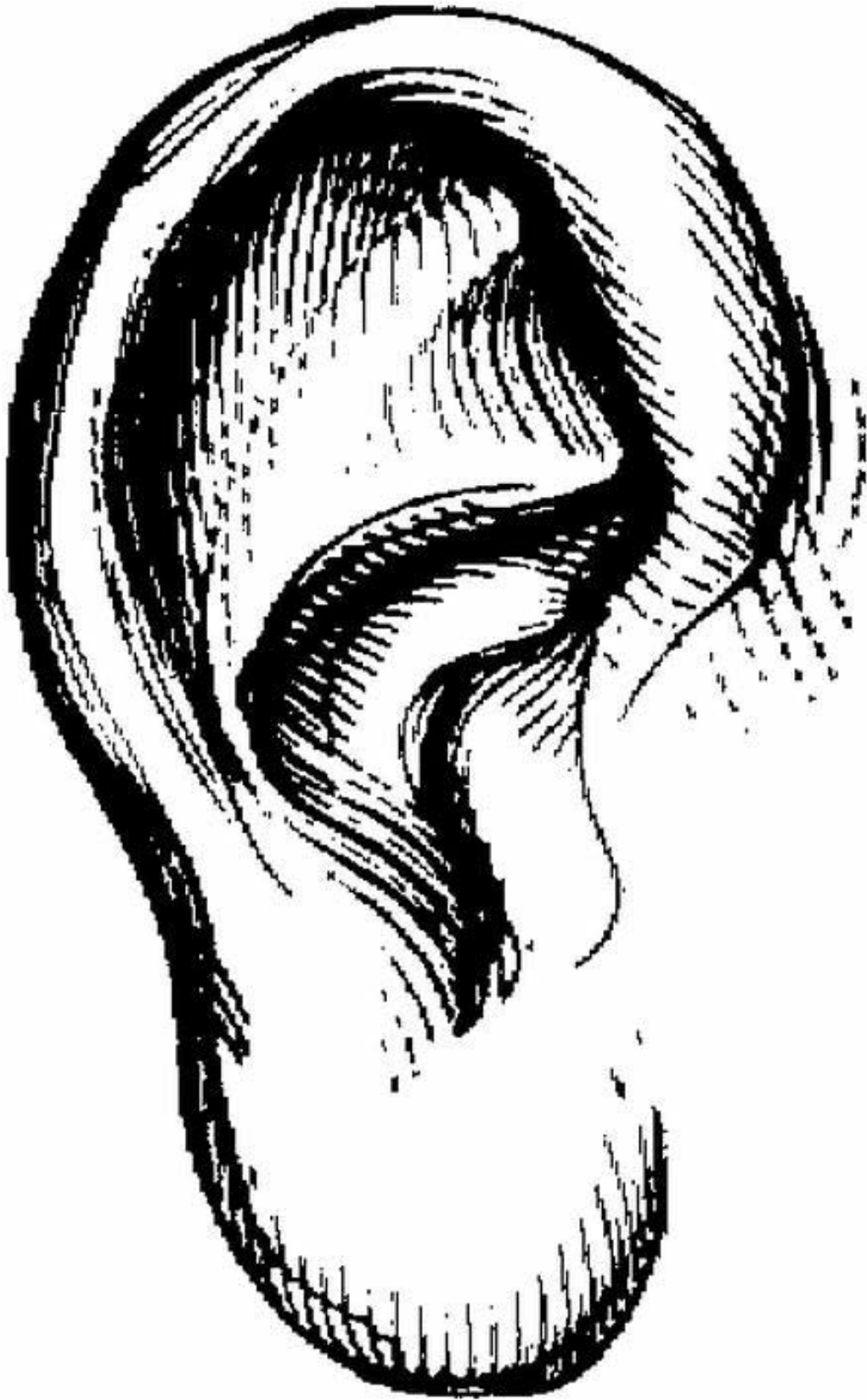
ax jín (my hand)




ax lú (my nose)




ax gúk (my ear)



ax waak (my eye)



ax goosh (my thumb)




ax yá (my face)



ax daa (my body)




ax wóow (my chest)




ax oox (my tooth)



ax k'í (my hip)



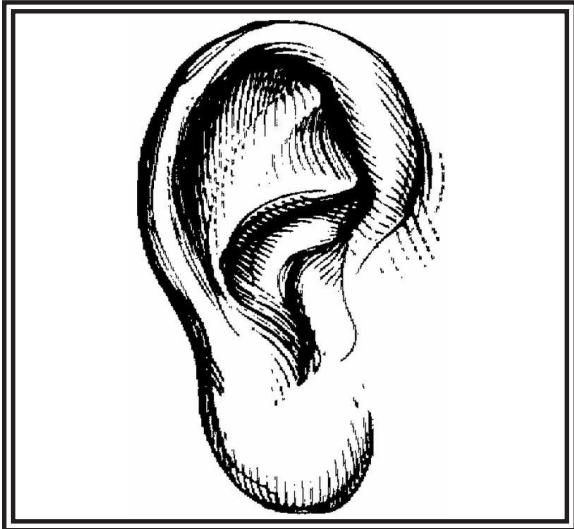



ax tl'eik (my finger)




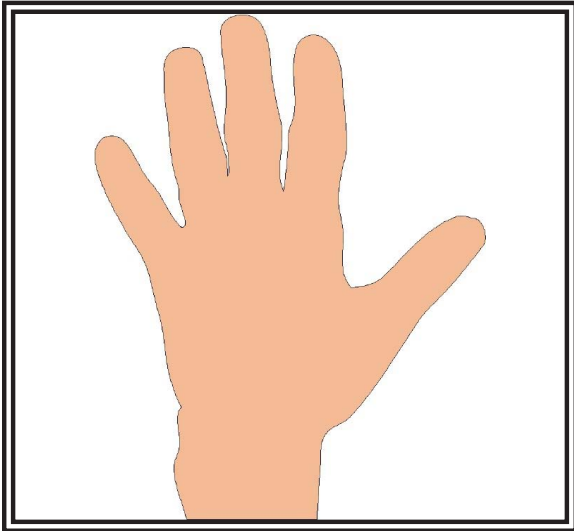


Basic Listening

Have the students cut out the vocabulary pictures; say the words and they show the pictures.



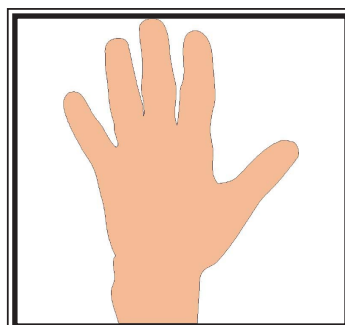
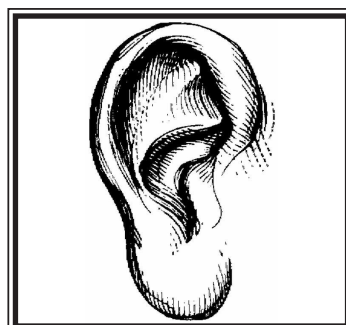

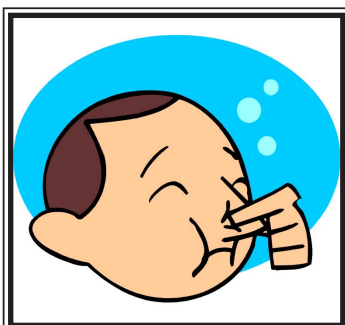



Have the students cut out the vocabulary pictures; say the words and they show the pictures.



Say the vocabulary words; the students write the numbers under the pictures.

1. a_x shá,
2. a_x jín,
3. a_x lú,
4. a_x gúk,
5. a_x waak,
6. a_x goosh,
7. a_x yá,
8. a_x daa
9. a_x wóow,
10. a_x oox,
11. a_x k'í,
12. a_x tl'eik



Basic Reading

Sight Recognition

ax̄ shá

ax̄ jín

ax̄ lú

ax̄ gúk

ax̄ waak̄

ax̄ goosh

ax̄ yá

ax̄ daa

ax̄ wóow

ax̄

oox̄

ax̄

k'í


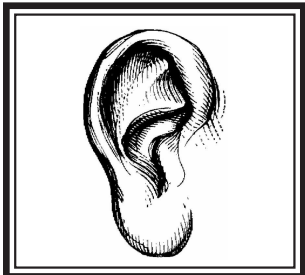
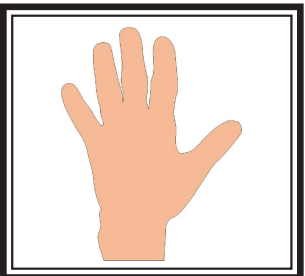


ax̄

tl'eik̄

Have the students find this unit's vocabulary words in the word find. They should circle the words or highlight them. You can project the word find onto the board and have the students draw configurations around the words. Turn off the overhead, showing only the word configurations on the board. The students then identify the words by their configurations.

rwerfdíxángiobje;rongaeojgweigni;fW;IOwrjdarlgmjs-
ww'fbmerpodíisaxdaatlak'ánaxtl'eikgiilaermorcanehq-
glejberlignaediístláayrgelrermssdxyádjfbwergmnodlwl-
ertrlwrgoweniqliurvikt'áaxjínrdfrwergeereroproposal-
srlijergljerglaeqavvikrlergk'ulaererliaerierlije4t43ooij-
duqvidíixyáaytuqqrgojdrgflmxc.mbcvdiraxlúerlg-
jaeridrhiadrfrhialuktuqdíikajoirnglts'áerlgdfoijerl-
madrگوinwegljdrolaergoerjinaaxsháuraqgljrgoljergo-
ergoljdrگوerjijiilmvoewrak'áasouweknbojw't'áerljmqan-
niqtuqgnaldbJjijiarbleraanansgladrglwengdbfletgljrlk-
goiivvaqaxwóowturvikqak'uetaktuktukst'áljwerlmvjiju-
ustaliqvvatublatjobnaegoaxgoosharndíistláayerfer-
hgalmadohertnerobjepiipiq;roniutuiyiqwjwwjanuqlik-
tuqwojwgjwjwgpjwpgjdíixyáaywpjgjrgerdíik'ulúu-
jerpjgaxágjepgpgk'ápojwrgpdíik'ulúuptaktuktukerhehe-
hthrjrrrtjrjrreiniqpakethrthjwdaxgúkíigyúu56k6ioyfh-
hj,yyuryulrwwsinigvikpopwbdíist'áaympswpt'áwpsap-
wspwqdíikajpgpgpxánk'ánanhqfolxyák'ángalalldíxd-
k'ágyúkiouldíikúnlunak'ádíigyúujwt'áerljmqanialaqols-
folsheejiiweigni;fW;lresourcesmergojdfbmerjijuutmdf-
ojakúrmnaunraaxyátoravinngaqmaurluqqglejberl-
nasheejiiioergeleranaxwaakiksivdíist'áaychaqliq-
tuqmsdfgfheewqergcuyt'áshahahnurluqqwofhgqoex-
ploradíikúnyut'áqtuqdíxángiiaqnoaxooxdlw3luunaaq-
tuqertrlaxk'íwrgowerglnerlunak'ádíigyúushahanher-
lerglaereragrits'ángal'qeqeecosysnirinavikteaqiqau-
ruqkanveeeeeeariklsneifcnawleiiiiiiiiraxdaiwec3cea-
edfaxtladoherthrthjwuktukst'aywppdíkajpgpgrinaviksg-

Have the students cut out the words and attach them to their pictures.



ax shá

ax jín

ax lú

ax gúk

ax waak

ax goosh

ax yá

ax daa


ax wóow

ax oox

ax k'í

ax tl'eik


Have the students circle the word for each picture.



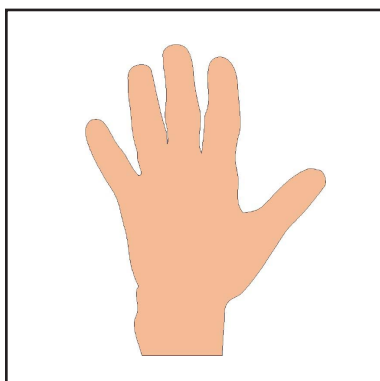
ax shá
ax jín
ax lú
ax gúk
ax waak
ax goosh
ax yá
ax daa
ax wóow
ax oox
ax k'í
ax tl'eik



ax shá
ax jín
ax lú
ax gúk
ax waak
ax goosh
ax yá
ax daa
ax wóow
ax oox
ax k'í
ax tl'eik




ax shá
ax jín
ax lú
ax gúk
ax waak
ax goosh
ax yá
ax daa
ax wóow
ax oox
ax k'í
ax tl'eik



ax shá
ax jín
ax lú
ax gúk
ax waak
ax goosh
ax yá
ax daa
ax wóow
ax oox
ax k'í
ax tl'eik




ax shá
ax jín
ax lú
ax gúk
ax waak
ax goosh
ax yá
ax daa
ax wóow
ax oox
ax k'í
ax tl'eik



ax shá
ax jín
ax lú
ax gúk
ax waak
ax goosh
ax yá
ax daa
ax wóow
ax oox
ax k'í
ax tl'eik


Have the students circle the word for each picture.




ax shá
ax jín
ax lú
ax gúk
ax waak
ax goosh
ax yá
ax daa
ax wóow
ax oox
ax k'í
ax tl'eik



ax shá
ax jín
ax lú
ax gúk
ax waak
ax goosh
ax yá
ax daa
ax wóow
ax oox
ax k'í
ax tl'eik



ax shá
ax jín
ax lú
ax gúk
ax waak
ax goosh
ax yá
ax daa
ax wóow
ax oox
ax k'í
ax tl'eik



ax shá
ax jín
ax lú
ax gúk
ax waak
ax goosh
ax yá
ax daa
ax wóow
ax oox
ax k'í
ax tl'eik



ax shá
ax jín
ax lú
ax gúk
ax waak
ax goosh
ax yá
ax daa
ax wóow
ax oox
ax k'í
ax tl'eik



ax shá
ax jín
ax lú
ax gúk
ax waak
ax goosh
ax yá
ax daa
ax wóow
ax oox
ax k'í
ax tl'eik

Have the students cut out the words. Show the vocabulary pictures and the students should show you the words for them.

ax shá

ax jín

ax lú

ax gúk

ax waaku

ax goosh

ax yá

ax daa

ax wóow

ax ooxu

ax k'í

ax tl'eiku

Basic Reading

Encoding

Have the students cut out the word parts and glue them into the words.

ax _ _ á

_ _ jín

ax _ _ ú

ax g _ _

a _ _ ak

ax g _ _ sh

ax y _

ax _ _ a

a _ _ ow

ax o _ _

a _ _ í

ax tl' _ _ k

da

l

á

ox

ax

x k'

sh

úk

oo

x wa

x wó

ei

Have the students cut out the word halves and glue them together.

ax s

ax j

ax l

ax g[´]u

ax wa

ax go

ax

ax d

ax w[´]o

ax o

ax k[´]

ax tl[´]e

k

osh

í

aa

ik

ow

há

ox


ak

ú

yá

ín

Have the students cut out the letters and spell the word for the picture.



o h o a

g x s

Basic Writing

Have the students complete the words by writing the missing parts.

ax _ _ á

_ _ jín

ax _ _ ú

ax g _ _

a _ _ ak

ax g _ _ sh

ax y _ _

ax _ _ a


a _ _ ow

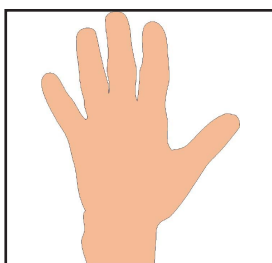
ax o _ _

a _ _ í

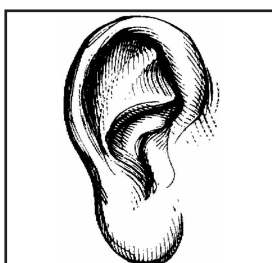
ax tl' _ _ k


Have the students write the words for the pictures.




























Dialog Activity Page

a. Goosú iyanéekw?

b. Ax _____ yanéekw.

a. Eesháan.

b. Aaa.

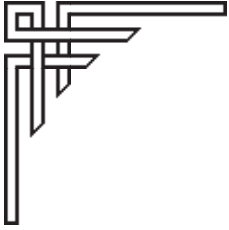
ax shá ax jín ax lú ax gúk

ax waak ax goosh ax yá ax daa

ax wóow ax oox ax k'í ax tl'eik

Have the students cut out the words below. Tell them which word(s) to put in the spaces in the dialog. Read the dialog with the students in choral, group, and individual forms. Change the word(s) after each round.

Unit Assessment



Tlingit Language Program

Unit Assessment Teacher's Notes

Cycle A Beginners Grade 9-11

Grade _____

Unit 1

Theme: My Body Parts

Date: _____



Provide each student with a copy of the ***students' pages***. Read the following questions; the students answer the questions on their copies of the assessment.

Basic Listening

“Turn to page 1 in your test. Look at the pictures in the boxes.”

1. “Write the number 1 on top of the picture of **ax shá.**”
2. “Write the number 2 on top of the picture of **ax jín.**”
3. “Write the number 3 on top of the picture of **ax lú.**”
4. “Write the number 4 on top of the picture of **ax gúk.**”
5. “Write the number 5 on top of the picture of **ax waak.**”
6. “Write the number 6 on top of the picture of **ax goosh.**”
7. “Write the number 7 on top of the picture of **ax yá.**”
8. “Write the number 8 on top of the picture of **ax daa.**”
9. “Write the number 9 on top of the picture of **ax wóow.**”
10. “Write the number 10 on top of the picture of **ax oox.**”
11. “Write the number 11 on top of the picture of **ax k’í.**”
12. “Write the number 12 on top of the picture of **ax tl’eik.**”

Sight Recognition

“Turn to page 3 in your test.”

“Look at the pictures in the boxes. Circle the word for each picture.”

Decoding/Encoding

“Turn to page 5 in your test.”

“Look at the word parts in the boxes. Circle the other half or part of each word.”

Basic Writing

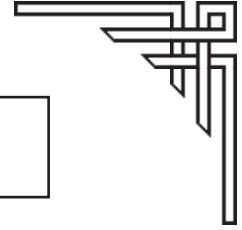
“Turn to page 7 in your test.”

“Look at the pictures in the boxes. Write the word for each picture.”



Correct:

% Correct:



Unit Assessment

Student Pages

Cycle A Beginners Grade 9-11

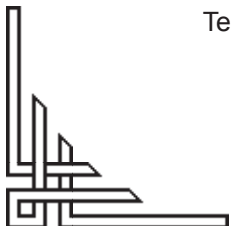
Unit 1

Theme: My Body Parts

Date: _____

Student's Name: _____

Grade: _____




Teacher: To get a percentage for this student's assessment:

divide the total number of questions correct by the total number of questions; multiply this answer by 100 to determine the percentage of questions answered correctly.

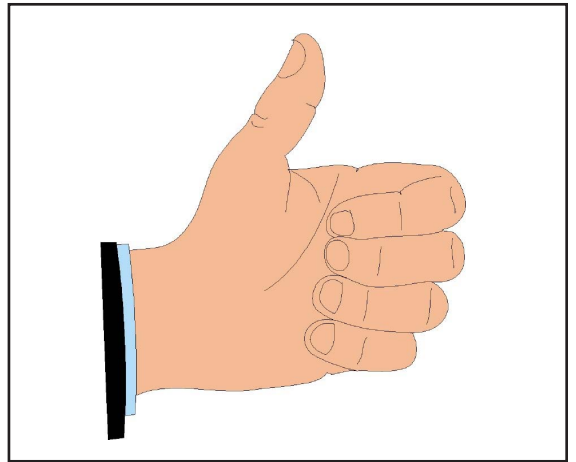


[Empty box]

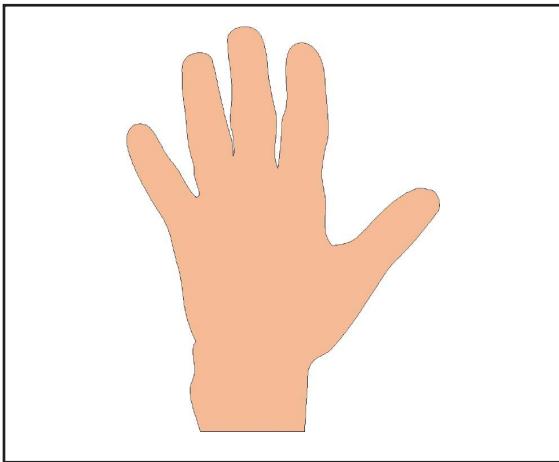


[Empty box]

[Empty box]





[Empty box]

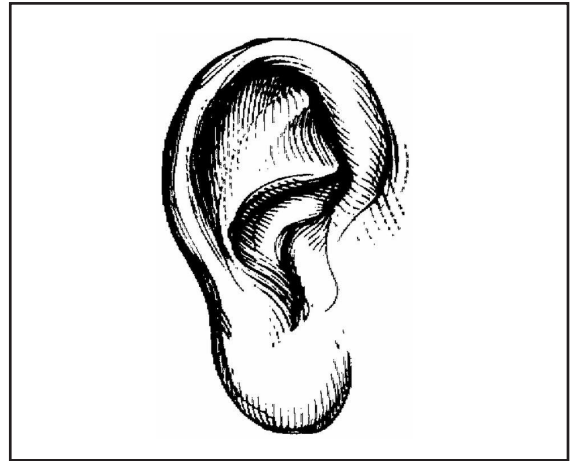



[Empty box]




[Empty box]








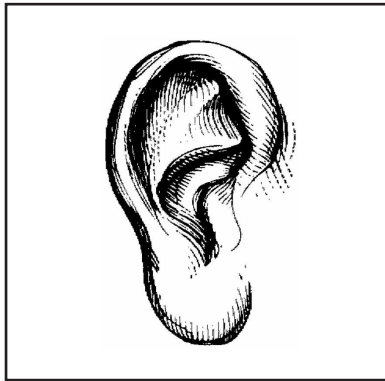
ax shá
 ax jín
 ax lú
 ax gúk
 ax waak
 ax goosh
 ax yá
 ax daa
 ax wóow
 ax oox
 ax k'í
 ax tl'eik



ax shá
 ax jín
 ax lú
 ax gúk
 ax waak
 ax goosh
 ax yá
 ax daa
 ax wóow
 ax oox
 ax k'í
 ax tl'eik



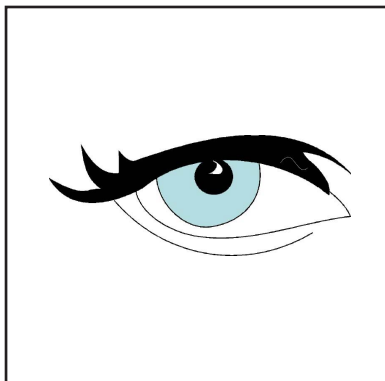
ax shá
 ax jín
 ax lú
 ax gúk
 ax waak
 ax goosh
 ax yá
 ax daa
 ax wóow
 ax oox
 ax k'í
 ax tl'eik



ax shá
 ax jín
 ax lú
 ax gúk
 ax waak
 ax goosh
 ax yá
 ax daa
 ax wóow
 ax oox
 ax k'í
 ax tl'eik



ax shá
 ax jín
 ax lú
 ax gúk
 ax waak
 ax goosh
 ax yá
 ax daa
 ax wóow
 ax oox
 ax k'í
 ax tl'eik



ax shá
 ax jín
 ax lú
 ax gúk
 ax waak
 ax goosh
 ax yá
 ax daa
 ax wóow
 ax oox
 ax k'í
 ax tl'eik



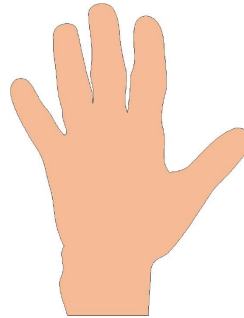
ax shá
 ax jín
 ax lú
 ax gúk
 ax waak
 ax goosh
 ax yá
 ax daa
 ax wóow
 ax oox
 ax k'í
 ax tl'eik



ax shá
 ax jín
 ax lú
 ax gúk
 ax waak
 ax goosh
 ax yá
 ax daa
 ax wóow
 ax oox
 ax k'í
 ax tl'eik



ax shá
 ax jín
 ax lú
 ax gúk
 ax waak
 ax goosh
 ax yá
 ax daa
 ax wóow
 ax oox
 ax k'í
 ax tl'eik



ax shá
 ax jín
 ax lú
 ax gúk
 ax waak
 ax goosh
 ax yá
 ax daa
 ax wóow
 ax oox
 ax k'í
 ax tl'eik



ax shá
 ax jín
 ax lú
 ax gúk
 ax waak
 ax goosh
 ax yá
 ax daa
 ax wóow
 ax oox
 ax k'í
 ax tl'eik



ax shá
 ax jín
 ax lú
 ax gúk
 ax waak
 ax goosh
 ax yá
 ax daa
 ax wóow
 ax oox
 ax k'í
 ax tl'eik

ax wa

há
ín
ú
úk
ak
osh
á
aa
ow
ox
í
eik

ax tl'

há
ín
ú
úk
ak
osh
á
aa
ow
ox
í
eik

ax wó

há
ín
ú
úk
ak
osh
á
aa
ow
ox
í
eik

ax k

há
ín
ú
úk
ak
osh
á
aa
ow
ox
í
eik

ax s

há
ín
ú
úk
ak
osh
á
aa
ow
ox
í
eik

ax y

há
ín
ú
úk
ak
osh
á
aa
ow
ox
í
eik

ax d

há
ín
ú
úk
ak
osh
á
aa
ow
ox
í
eik

ax j

há
ín
ú
úk
ak
osh
á
aa
ow
ox
í
eik

ax g

há
ín
ú
úk
ak
osh
á
aa
ow
ox
í
eik

ax o



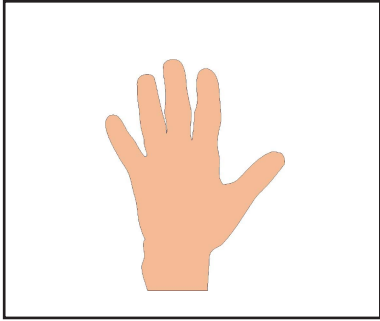
há
ín
ú
úk
ak
osh
á
aa
ow
ox
í
eik

ax go

há
ín
ú
úk
ak
osh
á
aa
ow
ox
í
eik


ax l

há
ín
ú
úk
ak
osh
á
aa
ow
ox
í
eik






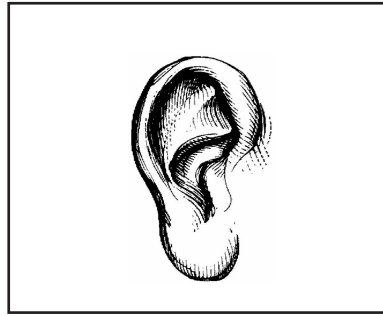
Blank rectangular box for labeling the tooth illustration.



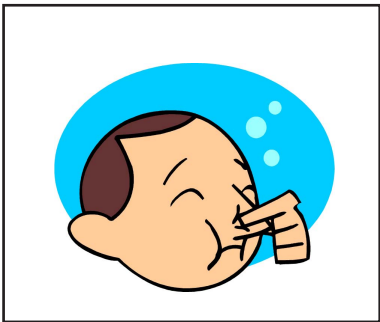
Blank rectangular box for labeling the hand illustration.




Blank rectangular box for labeling the person with a basketball illustration.



Blank rectangular box for labeling the ear illustration.



Blank rectangular box for labeling the person with hand near mouth illustration.



Blank rectangular box for labeling the hand with index finger pointing up illustration.