

Cycle A • Beginners • Lingít

Student Support Materials

UNIT 2

My Family



Sealaska Heritage Institute

Vocabulary Pictures

ax tláa (my mother)



ax éesh (my father)




ax kéek' (my younger sibling)



du éek' (her brother)



du dlaak' (his sister)



haa léelk'w (our grandparent)




haa aat (our paternal aunt)




haa sáni (our paternal uncle)




du shátx (her older sister)



du húnxw (his older brother)



yadk'átsk'u (boy)



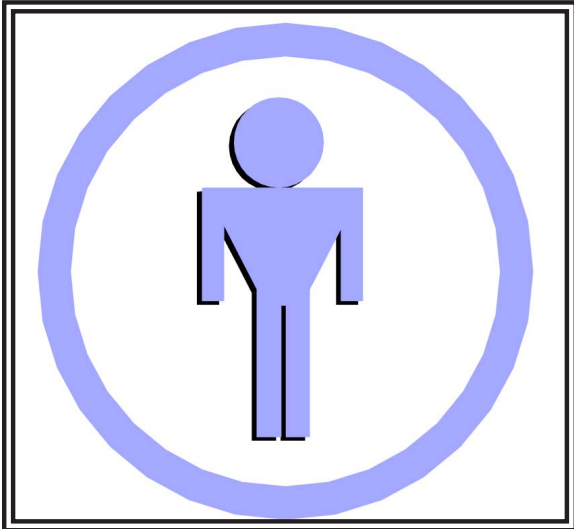


shaatk'átsk'u (girl)







Basic Listening

Have the students cut out the vocabulary pictures; say the words and they show the pictures.





Have the students cut out the vocabulary pictures; say the words and they show the pictures.



Say the vocabulary words; the students write the numbers under the pictures.

1. aḡ tláa, 2. aḡ éesh, 3. aḡ kék', 4. du éek', 5. du dlaak', 6. haa léel'w, 7. haa aat
8. haa sáni, 9. du shátx, 10. du húnxw, 11. yadk'átsk'u, 12. shaatk'átsk'u






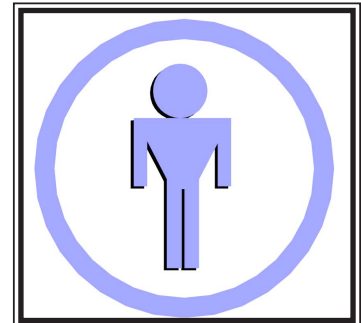























Basic Reading

Sight Recognition

tlááa

ax̄

éesh

ax̄

k'éek'

ax̄

du éék'

du diaak'

haa léelik'w

haa aat

haa sáni

du shátx

du húnx̄w






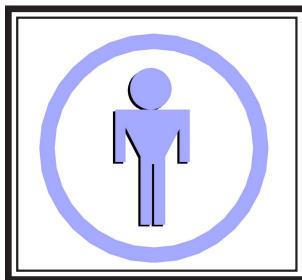

yadk'átsk'u

shaatk'átsk'u

Have the students find this unit's vocabulary words in the word find. They should circle the words or highlight them. You can project the word find onto the board and have the students draw configurations around the words. Turn off the overhead, showing only the word configurations on the board. The students then identify the words by their configurations.

rwerfdíxángiobje;rongaeojgweigni;fW;lOwrjdarlgms-
ww'fbmerpodíduéek'istlak'ángiilaermorcaneqglejberl-
gnaedíistláayrgelrersmsdxyádjfbwergmnodlw3lertrlwr-
goweniqliurvik'tárdfwerggeerershaatk'átsk'uopropos-
alsrlijergljerglaeqavvikrlergk'ulaererliaerierlije4t43ooi-
jduqvidíxyáyaytuqqrgojdrgflmxc.mbcvdirerlgjaeridrhi-
adrfrnrhialuktaxtláauqdíikajoirnglts'áerlgdfoijerlmadr-
goinwegljdrolaedudlaak'rgoerjinauraqgljrgoljergoer-
goljdrgojerjijiilmvoewrak'áasouweknbojw'táerljmqaniq
tuqgnaldbJjijiiarbleraanansgladrglweaxéeshngdbflet-
ljrlkgoiivvaqturvikqak'uetaktuktukst'áljwerlmvjiju-
ustaliqvvatublatjobnaegoarndíistláayerferhgalmado-
hertnerobjepiipiq;roniutuiyiqwjwwjhaaléelk'wanuqlik-
tuqwojwgjwjwgpjwpgjdíixyáyaywpjgjrgerdík'ulúu-
jerpjgaxágjepgpgk'ápojwrgpdík'ulúuptaktuktukerhehe-
hthrrrrtjrjrrjeiniqpakethrthjwdíigyúu56k6ioyfhhj,yyu-
rulrwwsinigvikpopwhaaaatbdíist'áaympswpt'áwpsap-
wspwqdíikajpgpgpxánk'ánanhqfolxyák'ángalallldíxd-
k'ágyúkiouldíikúnlunak'ádíigyúujwt'áerljmqanialaqaolol
sheejiiweigni;fW;lreduhúnxwsourcesmergojdfbmerjiju
utmdfojakúrmnaunratoraxkéek'avinngaqaaurluqgle-
jberlnasheejijoeergeleraniksivdíist'áaychaqliqtuqms-
dfgfheewqedushátxrgcuyt'áshahahnurluqqwofhgqo-
exploradíikúnyut'áqtuqdíxángiiaqnodlw3luunaaq-
tuqertrlwrgowerglnerlunak'ádíshaatk'átsk'uigyúusha-
hanherlerglaereragrits'ángal'qeqeecosysshaasániniri-
navikteaqiqauruqklaqmsdrgflmxánt'akJGAvisiealseifj2
09cdjkzslguijovvaseo;haaecnisyhshatcneidlaaecvel-

Have the students cut out the words and attach them to their pictures.



ax tláa

ax éesh

ax kéek'

du éek'

du dlaak'

haa léelk'w

haa aat

haa sáni


du shátx

du húnxw

yadk'átsk'u

shaatk'átsk'u

Have the students circle the word for each picture.




ax tláa
ax éesh
ax kéek'
du éek'
du dlaak'
haa léelk'w
haa aat
haa sáni
du shátx
du húnxw
yadk'átsk'u
shaatk'átsk'u



ax tláa
ax éesh
ax kéek'
du éek'
du dlaak'
haa léelk'w
haa aat
haa sáni
du shátx
du húnxw
yadk'átsk'u
shaatk'átsk'u



ax tláa
ax éesh
ax kéek'
du éek'
du dlaak'
haa léelk'w
haa aat
haa sáni
du shátx
du húnxw
yadk'átsk'u
shaatk'átsk'u



ax tláa
ax éesh
ax kéek'
du éek'
du dlaak'
haa léelk'w
haa aat
haa sáni
du shátx
du húnxw
yadk'átsk'u
shaatk'átsk'u




ax tláa
ax éesh
ax kéek'
du éek'
du dlaak'
haa léelk'w
haa aat
haa sáni
du shátx
du húnxw
yadk'átsk'u
shaatk'átsk'u

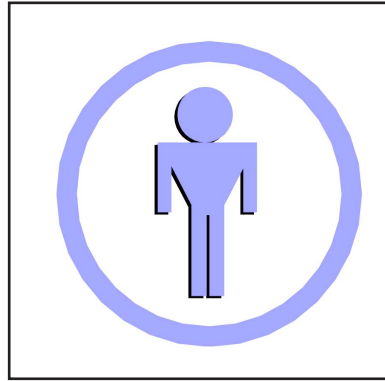


ax tláa
ax éesh
ax kéek'
du éek'
du dlaak'
haa léelk'w
haa aat
haa sáni
du shátx
du húnxw
yadk'átsk'u
shaatk'átsk'u


Have the students circle the word for each picture.




ax tláa
ax éesh
ax kéek'
du éek'
du dlaak'
haa léelk'w
haa aat
haa sáni
du shátx
du húnxw
yadk'átsk'u
shaatk'átsk'u



ax tláa
ax éesh
ax kéek'
du éek'
du dlaak'
haa léelk'w
haa aat
haa sáni
du shátx
du húnxw
yadk'átsk'u
shaatk'átsk'u




ax tláa
ax éesh
ax kéek'
du éek'
du dlaak'
haa léelk'w
haa aat
haa sáni
du shátx
du húnxw
yadk'átsk'u
shaatk'átsk'u



ax tláa
ax éesh
ax kéek'
du éek'
du dlaak'
haa léelk'w
haa aat
haa sáni
du shátx
du húnxw
yadk'átsk'u
shaatk'átsk'u



ax tláa
ax éesh
ax kéek'
du éek'
du dlaak'
haa léelk'w
haa aat
haa sáni
du shátx
du húnxw
yadk'átsk'u
shaatk'átsk'u



ax tláa
ax éesh
ax kéek'
du éek'
du dlaak'
haa léelk'w
haa aat
haa sáni
du shátx
du húnxw
yadk'átsk'u
shaatk'átsk'u

Have the students cut out the words. Show the vocabulary pictures and the students should show you the words for them.

ax tláa

ax éesh

ax kéek´

du éek´

du dlaak´

haa léelk´w

haa aat

haa sáni

du shátx

du húnxw

yadk´átsk´u

shaatk´átsk´u

Basic Reading

Encoding

Have the students cut out the word parts and glue them into the words.

ax __ áa

ax ée __

__ kéek'

du é __

d __ __ aak'

haa lée __

__ aat

haa s __ i

d __ __ átx

du hú __

y __ k'átsk'u

__ atk'átsk'u

ax

án

nxw

ek'

u sh

tl

haa

sha

lk'w

ad

u dl

sh

Have the students cut out the word halves and glue them together.

ax t

ek´

ax é

lk´w

ax ké

tsk´u

du ée

áni

du dl

k´

haa lée

nxw

haa a

átx

haa s

lása

du sh

sk´u

du hú

aak´

yadk´á

at

shaatk´át

esh

Have the students cut out the letters and spell the word for the picture.



e a a w é

h l k' l

Basic Writing

Have the students complete the words by writing the missing parts.

ax **áa**

ax **ée**

 kéek'

du **é**

d **aak'**

haa **lée**

 aat

haa **s** **i**

d **átx**

du **hú**

y **k'átsk'u**

 atk'átsk'u

Have the students write the words for the pictures.



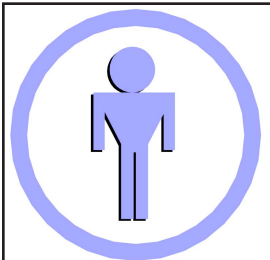

























Dialog Activity Page

Have the students cut out the words below. Tell them which word(s) to put in the spaces in the dialog. Read the dialog with the students in choral, group, and individual forms. Change the word(s) after each round.

a. Aadóo sáwé?

b. _____ áyá.

a. Wéit'aa ku.aa?

b. _____ áyá

ax tlaa

ax éesh

ax kéek'

du éek'

du dlaak'

haa léelk'w

haa aat

haa sáni

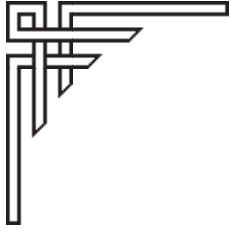
du shátx

du húnxw

yadk'átsk'u

shaatk'átsk'u

Unit Assessment



Tlingit Language Program

Unit Assessment Teacher's Notes

Cycle A Beginners Grade 9-11

Grade _____

Unit 2

Theme: My Family

Date: _____



Provide each student with a copy of the **students' pages**. Read the following questions; the students answer the questions on their copies of the assessment.

Basic Listening

“Turn to page 1 in your test. Look at the pictures in the boxes.”

1. “Write the number 1 on top of the picture of **ax tláa**.”
2. “Write the number 2 on top of the picture of **ax éesh**.”
3. “Write the number 3 on top of the picture of **ax kéek´**.”
4. “Write the number 4 on top of the picture of **du éek´**.”
5. “Write the number 5 on top of the picture of **du dlaak´**.”
6. “Write the number 6 on top of the picture of **haa léelk´w**.”
7. “Write the number 7 on top of the picture of **haa aat**.”
8. “Write the number 8 on top of the picture of **haa sáni**.”
9. “Write the number 9 on top of the picture of **du shátx**.”
10. “Write the number 10 on top of the picture of **du húnxw**.”
11. “Write the number 11 on top of the picture of **yadk´átsk´u**.”
12. “Write the number 12 on top of the picture of **shaatk´átsk´u**.”

Sight Recognition

“Turn to page 3 in your test.”

“Look at the pictures in the boxes. Circle the word for each picture.”

Decoding/Encoding

“Turn to page 5 in your test.”

“Look at the word parts in the boxes. Circle the other half or part of each word.”

Basic Writing

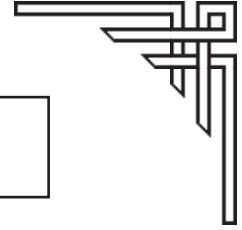
“Turn to page 7 in your test.”

“Look at the pictures in the boxes. Write the word for each picture.”



Correct:

% Correct:



Unit Assessment

Student Pages

Cycle A Beginners Grade 9-11

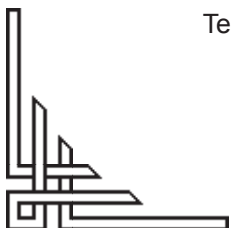
Unit 2

Theme: My Family

Date: _____

Student's Name: _____

Grade: _____



Teacher: To get a percentage for this student's assessment:

divide the total number of questions correct by the total number of questions; multiply this answer by 100 to determine the percentage of questions answered correctly.

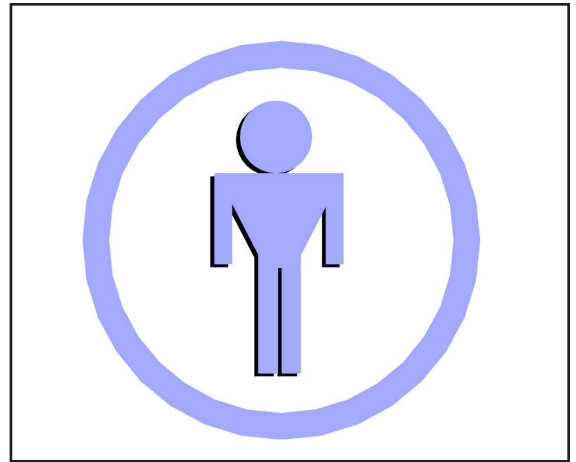


[Empty box]



[Empty box]


[Empty box]



[Empty box]



[Empty box]



[Empty box]



[Empty box]



[Empty box]




[Empty box]




[Empty box]



[Empty box]



[Empty box]





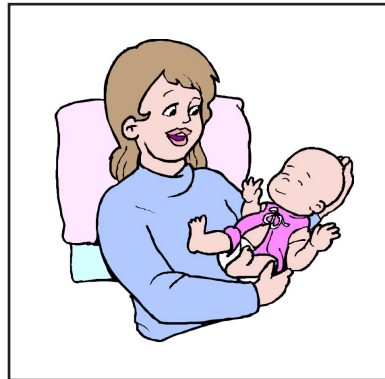
ax tláa
 ax éesh
 ax kéek'
 du éek'
 du dlaak'
 haa léelk'w
 haa aat
 haa sáni
 du shátx
 du húnxw
 yadk'átsk'u
 shaatk'átsk'u




ax tláa
 ax éesh
 ax kéek'
 du éek'
 du dlaak'
 haa léelk'w
 haa aat
 haa sáni
 du shátx
 du húnxw
 yadk'átsk'u
 shaatk'átsk'u




ax tláa
 ax éesh
 ax kéek'
 du éek'
 du dlaak'
 haa léelk'w
 haa aat
 haa sáni
 du shátx
 du húnxw
 yadk'átsk'u
 shaatk'átsk'u



ax tláa
 ax éesh
 ax kéek'
 du éek'
 du dlaak'
 haa léelk'w
 haa aat
 haa sáni
 du shátx
 du húnxw
 yadk'átsk'u
 shaatk'átsk'u



ax tláa
 ax éesh
 ax kéek'
 du éek'
 du dlaak'
 haa léelk'w
 haa aat
 haa sáni
 du shátx
 du húnxw
 yadk'átsk'u
 shaatk'átsk'u



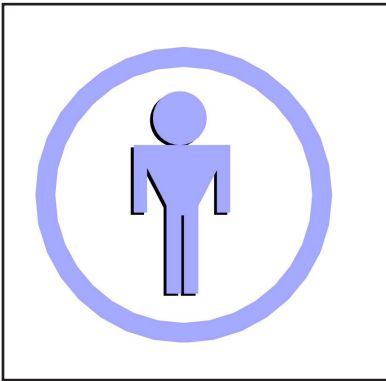
ax tláa
 ax éesh
 ax kéek'
 du éek'
 du dlaak'
 haa léelk'w
 haa aat
 haa sáni
 du shátx
 du húnxw
 yadk'átsk'u
 shaatk'átsk'u




ax tláa
 ax éesh
 ax kéek'
 du éek'
 du dlaak'
 haa léelk'w
 haa aat
 haa sáni
 du shátx
 du húnxw
 yadk'átsk'u
 shaatk'átsk'u




ax tláa
 ax éesh
 ax kéek'
 du éek'
 du dlaak'
 haa léelk'w
 haa aat
 haa sáni
 du shátx
 du húnxw
 yadk'átsk'u
 shaatk'átsk'u



ax tláa
 ax éesh
 ax kéek'
 du éek'
 du dlaak'
 haa léelk'w
 haa aat
 haa sáni
 du shátx
 du húnxw
 yadk'átsk'u
 shaatk'átsk'u



ax tláa
 ax éesh
 ax kéek'
 du éek'
 du dlaak'
 haa léelk'w
 haa aat
 haa sáni
 du shátx
 du húnxw
 yadk'átsk'u
 shaatk'átsk'u



ax tláa
 ax éesh
 ax kéek'
 du éek'
 du dlaak'
 haa léelk'w
 haa aat
 haa sáni
 du shátx
 du húnxw
 yadk'átsk'u
 shaatk'átsk'u



ax tláa
 ax éesh
 ax kéek'
 du éek'
 du dlaak'
 haa léelk'w
 haa aat
 haa sáni
 du shátx
 du húnxw
 yadk'átsk'u
 shaatk'átsk'u

ax k

áa
sh
éek'
ek'
ak'
éelk'w
at
ni
átx
xw
tsk'u
k'átsk'u

shaat

áa
sh
éek'
ek'
ak'
éelk'w
at
ni
átx
xw
tsk'u
k'átsk'u

haa l

áa
sh
éek'
ek'
ak'
éelk'w
at
ni
átx
xw
tsk'u
k'átsk'u

haa sá

áa
sh
éek'
ek'
ak'
éelk'w
at
ni
átx
xw
tsk'u
k'átsk'u

ax tl

áa
sh
éek'
ek'
ak'
éelk'w
at
ni
átx
xw
tsk'u
k'átsk'u

du hún

áa
sh
éek'
ek'
ak'
éelk'w
at
ni
átx
xw
tsk'u
k'átsk'u

ax ée

áa
sh
éek'
ek'
ak'
éelk'w
at
ni
átx
xw
tsk'u
k'átsk'u

haa a

áa
sh
éek'
ek'
ak'
éelk'w
at
ni
átx
xw
tsk'u
k'átsk'u

du sh

áa
sh
éek'
ek'
ak'
éelk'w
at
ni
átx
xw
tsk'u
k'átsk'u

yadk'á

áa
sh
éek'
ek'
ak'
éelk'w
at
ni
átx
xw
tsk'u
k'átsk'u

du dla

áa
sh
éek'
ek'
ak'
éelk'w
at
ni
átx
xw
tsk'u
k'átsk'u

du é

áa
sh
éek'
ek'
ak'
éelk'w
at
ni
átx
xw
tsk'u
k'átsk'u




Blank rectangular box for labeling the first illustration.




Blank rectangular box for labeling the second illustration.




Blank rectangular box for labeling the third illustration.




Blank rectangular box for labeling the fourth illustration.



Blank rectangular box for labeling the fifth illustration.




Blank rectangular box for labeling the sixth illustration.



Blank rectangular box for labeling the illustration above.




Blank rectangular box for labeling the illustration above.



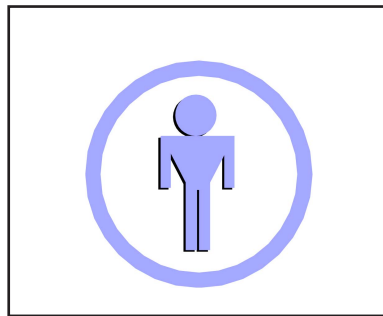
Blank rectangular box for labeling the illustration above.



Blank rectangular box for labeling the illustration above.



Blank rectangular box for labeling the illustration above.



Blank rectangular box for labeling the illustration above.