

Cycle A • Beginners • Lingít

Student Support Materials

UNIT 7

Weather Forms



Sealaska Heritage Institute

Vocabulary Pictures

séew daakwusitán (it is raining)



koowat'áa (it is hot)




uwat'áa (it is warm)




kuwak'ei (it is nice out)




kusi.áat' (it is cold)




kawsinúk (it is breezy)



ayawditee (it is stormy)




koowdigwás´(it is foggy)




kuligóos' (it is cloudy)




aawagéet (rainy/snowing)



awdigaan (it is sunny)






akgwagéet (It will rain/snow/hail)







Basic Listening

Have the students cut out the vocabulary pictures; say the words and they show the pictures.




Have the students cut out the vocabulary pictures; say the words and they show the pictures.




Say the vocabulary words; the students write the numbers under the pictures.

1. séew daakwusitán, 2. koowat'áa, 3. uwat'áa, 4. kuwak'éi, 5. kusi.áat', 6. kawsinúk

7. ayawditee, 8. koowdigwás', 9. kuligóos', 10. aawagéet, 11. awdigaan, 12. akwgagéet





























Basic Reading

Sight Recognition

séew daakwusitán

koowat'áa

57

uwat'áa

kuwak'ei

kusi.áat'

kawsinúk

ayawditee

koowdigwás'

kuligóos'

aaʷaʷqéet

awdiḡaan







60

akḡwaḡéet

Have the students find this unit's vocabulary words in the word find. They should circle the words or highlight them. You can project the word find onto the board and have the students draw configurations around the words. Turn off the overhead, showing only the word configurations on the board. The students then identify the words by their configurations.

rwerfdíxángiobje;ronkoowat'áagaeojgweigni;fW;lOwr
jdarlgmsww'fbmerpodíistlak'ángiilaermorcaneqgle-
jberlignaedíistláayrgelkawsinúkkrermsdxyádjfbllw-
ergm nodlw3lertrlwrgoweniqliurvik't'árdfrw-
ergeereroproposalsrlijergljerglaeqavvikrlgk'kuwak'éi-
ulaererliaerierlije4t43ooijduqvidíixyáaytuqqrgoj-
drgflmxc.mbcvdirerlgjaeridrhiadrfnakgwagéetrhialuk-
tuqdíikajoirnglts'áerlrgdfoijerlmadrgoinwegljdrolaer-
gokuligóos'erjinauraqgljrgoljergoergoljdrgojerjiji-
ilmvoewrak'áasouweknbojw't'áerljmqaniqtuqgnaldbJji-
iiarbleraanansgladrglwengdbfletgljrlkgoiivvaq-
turvikqaséewdaakwusitánk'uetaktuktukst'áljwerlmvji-
juustaliqvvatublatjobnaegoarndíistláayerferhgalmado-
hertnerobjepiipiq;roniutuiyiqayawditeewjwwjanuqlik-
tuqwojwgjwjpgjwdigaa nwp gjd í x y á a y w -
pjgjrgerdíik'ulúujerpgjxágjepgpgk'ápojwrg-
pdíik'ulúuptaktuktuqerhehehthrjrrrtjrjrrjeiniq-
pakehrthjwdíigyúu56k6ioyfh hj,yyuryulr-
wwsinigvikpopwbdíist'áaykusi.áat' mpswpt'áwpsap-
wspwqdíikajpgpgpxánk'ánanhqfolxyák'ángalallldíxd-
k'ágyúkiouldíikúnlunak'ádíigyúujwt'áerljmq-
nialaqololsheejiiaawagéetweigni;fW;lresourcesmergoj
dfbmerjijuutmdfojakúrmnaunratoravinngaqaurluq-
glejberlnasheejiioeergeleuwat'áaraniksivdíist'áay-
chaqliqtuqmsdfgfheewqergcuyt'áshahahnurluqq-
wofhgqoexploradíikúkoowdigwás'nyut'áqtuqdíixángi-
iaqnodlw3luunaaqtuqertrlwrgowerglnerlunak'ádíi-
gyúushahanherlerglajereragrits'ángal'qeqehnveiaejhn-

Have the students cut out the words and attach them to their pictures.



séew daak-
wusitán

koowat'áa

uwat'áa

kuwak'éi

kusi.áat'

kawsinúk

ayawditee

koowdigwás'


kuligóos'

aawagéet


awdigaan

akgwagéet


Have the students circle the word for each picture.




séew daak-
wusitán
koowat'áa
uwat'áa
kuwak'éi
kusi.áat'
kawsinúk
ayawditee
koowdigwás'
kuligóos'
aawagéet
awdigaan
akgwagéet




séew daak-
wusitán
koowat'áa
uwat'áa
kuwak'éi
kusi.áat'
kawsinúk
ayawditee
koowdigwás'
kuligóos'
aawagéet
awdigaan
akgwagéet




séew daak-
wusitán
koowat'áa
uwat'áa
kuwak'éi
kusi.áat'
kawsinúk
ayawditee
koowdigwás'
kuligóos'
aawagéet
awdigaan
akgwagéet



séew daak-
wusitán
koowat'áa
uwat'áa
kuwak'éi
kusi.áat'
kawsinúk
ayawditee
koowdigwás'
kuligóos'
aawagéet
awdigaan
akgwagéet



séew daak-
wusitán
koowat'áa
uwat'áa
kuwak'éi
kusi.áat'
kawsinúk
ayawditee
koowdigwás'
kuligóos'
aawagéet
awdigaan
akgwagéet



séew daak-
wusitán
koowat'áa
uwat'áa
kuwak'éi
kusi.áat'
kawsinúk
ayawditee
koowdigwás'
kuligóos'
aawagéet
awdigaan
akgwagéet


Have the students circle the word for each picture.




séew daak-
wusitán
koowat'áa
uwat'áa
kuwak'éi
kusi.áat'
kawsinúk
ayawditee
koowdigwás'
kuligóos'
aawagéet
awdigaan
akgwagéet




séew daak-
wusitán
koowat'áa
uwat'áa
kuwak'éi
kusi.áat'
kawsinúk
ayawditee
koowdigwás'
kuligóos'
aawagéet
awdigaan
akgwagéet



séew daak-
wusitán
koowat'áa
uwat'áa
kuwak'éi
kusi.áat'
kawsinúk
ayawditee
koowdigwás'
kuligóos'
aawagéet
awdigaan
akgwagéet



séew daak-
wusitán
koowat'áa
uwat'áa
kuwak'éi
kusi.áat'
kawsinúk
ayawditee
koowdigwás'
kuligóos'
aawagéet
awdigaan
akgwagéet



séew daak-
wusitán
koowat'áa
uwat'áa
kuwak'éi
kusi.áat'
kawsinúk
ayawditee
koowdigwás'
kuligóos'
aawagéet
awdigaan
akgwagéet



séew daak-
wusitán
koowat'áa
uwat'áa
kuwak'éi
kusi.áat'
kawsinúk
ayawditee
koowdigwás'
kuligóos'
aawagéet
awdigaan
akgwagéet

Have the students cut out the words. Show the vocabulary pictures and the students should show you the words for them.

séew daakwusitán

koowat'áa

uwat'áa

kuwak'éi

kusi.áat'

kawsinúk

ayawditee

koowdigwás'

kuligóos'

aawagéet

awdigaan

akgwagéet

Basic Reading

Encoding

Have the students cut out the word parts and glue them into the words.

séew d__kwusitán

k__wat'áa

__at'áa

kuwak'__

k__i.áat'

kaws__k

__wditee

__wdigwás'

kulig__

aawag__

aw__aan

ak__géet

inú

uw

óos'

us

éet

gwa

dig

aa

oo

koo

éi

aya

Have the students cut out the word halves and glue them together.

séew daak

k'úi

koow

ditee

uwa

gaan

kuwa

igwás'

kusi.

óos'

kaws

géet

ayaw

áat'

koowd

agéet

kulig

at'áa

aawa

inúk


awdi

wusitán

akqw

t'áa

Have the students cut out the letters and spell the word for the picture.



w á i k o

g o w d s'

Basic Writing

Have the students complete the words by writing the missing parts.

séew d__kwusitán

k__wat'áa

__at'áa

kuwak'__

k__i.áat'

kaws__k

__wditee

__wdigwás'






kulig__

aawag__

aw__aan

ak__géet

Have the students write the words for the pictures.



Dialog Activity Page

Have the students cut out the words below. Tell them which word(s) to put in the spaces in the dialog. Read the dialog with the students in choral, group, and individual forms. Change the word(s) after each round.

a. Wáa sá yatee yá kutí? .

b. Yá kutí áwé _____ .

a. Wa.é tsu waa sá yatee yá kutí?

b. _____ áwé.

a. Yak'úi áwé.

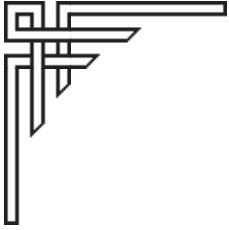
b. Aaá gunalchéesh.

séew daakwusítán koowat'áa uwat'áa kuwak'úi

kusi.áat' kawsinúk ayawditee koowdigwás'

kuligóos' aawagéet awdigaan akgwagéet

Unit Assessment



Tlingit Language Program

Unit Assessment Teacher's Notes

Cycle A Beginners Grade 9-11

Grade _____

Unit 7

Theme: Weather Forms

Date: _____



Provide each student with a copy of the **students' pages**. Read the following questions; the students answer the questions on their copies of the assessment.

Basic Listening

“Turn to page 1 in your test. Look at the pictures in the boxes.”

1. “Write the number 1 on top of the picture of **séew daakwusitán.**”
2. “Write the number 2 on top of the picture of **koowat´áa.**”
3. “Write the number 3 on top of the picture of **uwat´áa.**”
4. “Write the number 4 on top of the picture of **kuwak´éi.**”
5. “Write the number 5 on top of the picture of **kusi.áat´.**”
6. “Write the number 6 on top of the picture of **kawsinúk.**”
7. “Write the number 7 on top of the picture of **ayawditee.**”
8. “Write the number 8 on top of the picture of **koowdigwás´.**”
9. “Write the number 9 on top of the picture of **kuligóos´.**”
10. “Write the number 10 on top of the picture of **aawagéet.**”
11. “Write the number 11 on top of the picture of **awdigaan.**”
12. “Write the number 12 on top of the picture of **akgwagéet.**”

Sight Recognition

“Turn to page 3 in your test.”

“Look at the pictures in the boxes. Circle the word for each picture.”

Decoding/Encoding

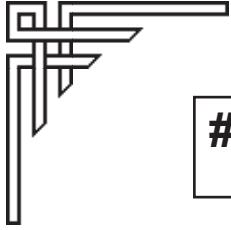
“Turn to page 5 in your test.”

“Look at the word parts in the boxes. Circle the other half or part of each word.”

Basic Writing

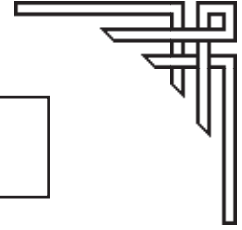
“Turn to page 7 in your test.”

“Look at the pictures in the boxes. Write the word for each picture.”



Correct:

% Correct:



Unit Assessment

Student Pages

Cycle A Beginners Grade 9-11

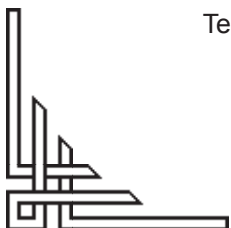
Unit 7

Theme: Weather Forms

Date: _____

Student's Name: _____

Grade: _____



Teacher: To get a percentage for this student's assessment:


divide the total number of questions correct by the total number of questions; multiply this answer by 100 to determine the percentage of questions answered correctly.




[Empty box]




[Empty box]



[Empty box]



[Empty box]






[Empty box]



[Empty box]








séew daak-
wusitán
koowat'áa
uwa't'áa
kuwak'éi
kusi.áat'
kawsinúk
ayawditee
koowdigwás'
kuligóos'
aawagéet
awdigaan
akgwagéet




séew daak-
wusitán
koowat'áa
uwa't'áa
kuwak'éi
kusi.áat'
kawsinúk
ayawditee
koowdigwás'
kuligóos'
aawagéet
awdigaan
akgwagéet



séew daak-
wusitán
koowat'áa
uwa't'áa
kuwak'éi
kusi.áat'
kawsinúk
ayawditee
koowdigwás'
kuligóos'
aawagéet
awdigaan
akgwagéet




séew daak-
wusitán
koowat'áa
uwa't'áa
kuwak'éi
kusi.áat'
kawsinúk
ayawditee
koowdigwás'
kuligóos'
aawagéet
awdigaan
akgwagéet



séew daak-
wusitán
koowat'áa
uwa't'áa
kuwak'éi
kusi.áat'
kawsinúk
ayawditee
koowdigwás'
kuligóos'
aawagéet
awdigaan
akgwagéet




séew daak-
wusitán
koowat'áa
uwa't'áa
kuwak'éi
kusi.áat'
kawsinúk
ayawditee
koowdigwás'
kuligóos'
aawagéet
awdigaan
akgwagéet



séew daak-
wusitán
koowat'áa
uwat'áa
kuwak'éi
kusi.áat'
kawsinúk
ayawditee
koowdigwás'
kuligóos'
aawagéet
awdigaan
akgwagéet




séew daak-
wusitán
koowat'áa
uwat'áa
kuwak'éi
kusi.áat'
kawsinúk
ayawditee
koowdigwás'
kuligóos'
aawagéet
awdigaan
akgwagéet



séew daak-
wusitán
koowat'áa
uwat'áa
kuwak'éi
kusi.áat'
kawsinúk
ayawditee
koowdigwás'
kuligóos'
aawagéet
awdigaan
akgwagéet



séew daak-
wusitán
koowat'áa
uwat'áa
kuwak'éi
kusi.áat'
kawsinúk
ayawditee
koowdigwás'
kuligóos'
aawagéet
awdigaan
akgwagéet



séew daak-
wusitán
koowat'áa
uwat'áa
kuwak'éi
kusi.áat'
kawsinúk
ayawditee
koowdigwás'
kuligóos'
aawagéet
awdigaan
akgwagéet



séew daak-
wusitán
koowat'áa
uwat'áa
kuwak'éi
kusi.áat'
kawsinúk
ayawditee
koowdigwás'
kuligóos'
aawagéet
awdigaan
akgwagéet

ayaw

akwusitán
at'áa
t'áa
ak'éi
i.áat'
inúk
ditee
digwás'
góos'
géet
gaan
agéet

kaws

akwusitán
at'áa
t'áa
ak'éi
i.áat'
inúk
ditee
digwás'
góos'
géet
gaan
agéet

awdi

akwusitán
at'áa
t'áa
ak'éi
i.áat'
inúk
ditee
digwás'
góos'
géet
gaan
agéet

kuli

akwusitán
at'áa
t'áa
ak'éi
i.áat'
inúk
ditee
digwás'
góos'
géet
gaan
agéet

kus

akwusitán
at'áa
t'áa
ak'éi
i.áat'
inúk
ditee
digwás'
góos'
géet
gaan
agéet

koow

akwusitán
at'áa
t'áa
ak'éi
i.áat'
inúk
ditee
digwás'
góos'
géet
gaan
agéet

kuw

akwusitán
at'áa
t'áa
ak'éi
i.áat'
inúk
ditee
digwás'
góos'
géet
gaan
agéet

koow

akwusitán
at'áa
t'áa
ak'éi
i.áat'
inúk
ditee
digwás'
góos'
géet
gaan
agéet

séew da

akwusitán
at'áa
t'áa
ak'éi
i.áat'
inúk
ditee
digwás'
góos'
géet
gaan
agéet

akgw

akwusitán
at'áa
t'áa
ak'éi
i.áat'
inúk
ditee
digwás'
góos'
géet
gaan
agéet

aawa

akwusitán
at'áa
t'áa
ak'éi
i.áat'
inúk
ditee
digwás'
góos'
géet
gaan
agéet

uwa


akwusitán
at'áa
t'áa
ak'éi
i.áat'
inúk
ditee
digwás'
góos'
géet
gaan
agéet



Blank rectangular box for labeling the snowman illustration.




Blank rectangular box for labeling the sunset illustration.



Blank rectangular box for labeling the man with the thermometer illustration.




Blank rectangular box for labeling the rain illustration.




Blank rectangular box for labeling the stormy sea illustration.




Blank rectangular box for labeling the landscape illustration.




Blank rectangular box for labeling the first image.




Blank rectangular box for labeling the second image.




Blank rectangular box for labeling the third image.



Blank rectangular box for labeling the fourth image.



Blank rectangular box for labeling the fifth image.



Blank rectangular box for labeling the sixth image.