

Cycle A • Beginners • Lingít

Student Support Materials

UNIT 9

Recreation



Sealaska Heritage Institute

Vocabulary Pictures

kus.ook' (playing)



al'eix (dancing)



at shí (singing)



ast'eix (trolling)



lis´ees (sailing)



al'oon (hunting)



kuk'éeet' (picking)



kasné (knitting)



yasix'óot' (skipping rocks over water)



kooch' éit' aa (playing basketball)





koolk`ishaa (playing baseball)







Basic Listening

Have the students cut out the vocabulary pictures; say the words and they show the pictures.



Have the students cut out the vocabulary pictures; say the words and they show the pictures.




Say the vocabulary words; the students write the numbers under the pictures.

1. kus.ook', 2. al'eix, 3. at shí, 4. ast'eix, 5. lis'ees, 6. al'oon, 7. kuk'éet', 8. kasné
 9. yasix'óot', 10. kooch'éit'aa, 11. koolk'íshaa, 12. koot'áax'aa




























Basic Reading

Sight Recognition

kus.ook'

a'l'eix̄

at shí

ast'eix

lis'ees

al'oon

kuk'éet'

kasné

yasix'óot'

kooch'éit'aa





koolk'íshaa

koot'áax'aa

Have the students find this unit's vocabulary words in the word find. They should circle the words or highlight them. You can project the word find onto the board and have the students draw configurations around the words. Turn off the overhead, showing only the word configurations on the board. The students then identify the words by their configurations.

rwerfdíxángiobje;rongaeojgweigni;fW;lOwrjdarlgmw-
fbmerpodíistlak'ángiilaermorcaneqglejberl-
gnaedíistláakuk'éet'yrgelrersdxyádjfb lw-
ergmnodlw3lertrlwrgoweniqliurvikt'árdfkoolk'íshaarw-
ergeereroproposalsrlijergljerglaeqavvikrlergk'ulaer-
erliaerierlije4t43ooijduqvidíixyáaytuqqrgojdrgflmxc.m-
bcvdirerlgjaeridrhiadrfrhialuktuqdíikajoirnglts'áerl-
gdfoijerlmadrgoinwegkus.ook'ljdrolaergoerjinau-
raqgljrgoljergoergoljdrgojerjijiilmvoewrak'áasouwekn-
bojw't'áerljmqaniqtuqgnaldbJjijiiarbleraanansgladatshí
rglwengdbfletgljrlkgoiivvaqturvikqak'uetaktuktuk-
st'áljwerlmvjijuustaliqvvatublatjobnaegoarndíkas-
néistláayerferhgalmadohertnerobjepiipiq;roniutuiy-
iqwjwwjanuqliktuqwojwgjwjwgpjwpgjdíixyáayw-
pjgjrgerdík'ulúual'oonjerpjgxxágjepgpgk'ápojwrg-
pdíik'ulúuptaktuktugerhehthrjrrrtjrjrrjeiniq-
pakethrthjwdíikooch'éit'aagyúu56k6ioyfhhj,yyuryulr-
wwsinigvikpopwal'eixbdíist'áaympswpt'áwpsapwsp-
wqdíikajpgpgpxánk'ánanhqfolxyák'ángalallldíxdk'á-
gyúkiouldíikúnlunak'ádíigyúujwt'áerljmqanialaqolol-
sheejiiweigni;fW;lresoast'eixurcesmergojdfbmerjijuut-
mdfojakúrmnaunratoravinngaqmaurluqglejberl-
nasheejiijlis'eesoeergeleraniksivdíist'áaychaqliq-
tuqmsdfgfheewqergcuyt'áshahyasix'óot'ahnurluqq-
wofhgqoexploradíikúnyut'áqtuqdíixángiiaqnodlw3luu-
naaqtuqertrlwrgokoot'áax'aawerglnerlunak'ádíi-
gyúushahanherlerglaereragrits'ángal'qeqeecosysniri-
navikteaqiqauruqklaqmsdrgflmxánt'ak'áhgveauiekwlli-

Have the students cut out the words and attach them to their pictures.



kus.ook'

al'eix

at shí

ast'eix

lis'ees

al'oon

kuk'éet'

kasné

yasix'óot'

kooch'éit'aa


koolk'íshaa

koot'áax'aa

Have the students circle the word for each picture.



kus.ook'
al'eix
at shí
ast'eix
lis'ees
al'oon
kuk'éet'
kasné
yasix'óot'
kooch'éit'aa
koolk'íshaa
koot'áax'aa



kus.ook'
al'eix
at shí
ast'eix
lis'ees
al'oon
kuk'éet'
kasné
yasix'óot'
kooch'éit'aa
koolk'íshaa
koot'áax'aa



kus.ook'
al'eix
at shí
ast'eix
lis'ees
al'oon
kuk'éet'
kasné
yasix'óot'
kooch'éit'aa
koolk'íshaa
koot'áax'aa



kus.ook'
al'eix
at shí
ast'eix
lis'ees
al'oon
kuk'éet'
kasné
yasix'óot'
kooch'éit'aa
koolk'íshaa
koot'áax'aa




kus.ook'
al'eix
at shí
ast'eix
lis'ees
al'oon
kuk'éet'
kasné
yasix'óot'
kooch'éit'aa
koolk'íshaa
koot'áax'aa




kus.ook'
al'eix
at shí
ast'eix
lis'ees
al'oon
kuk'éet'
kasné
yasix'óot'
kooch'éit'aa
koolk'íshaa
koot'áax'aa


Have the students circle the word for each picture.



kus.ook'
al'eix
at shí
ast'eix
lis'ees
al'oon
kuk'éet'
kasné
yasix'óot'
kooch'éit'aa
koolk'íshaa
koot'áax'aa



kus.ook'
al'eix
at shí
ast'eix
lis'ees
al'oon
kuk'éet'
kasné
yasix'óot'
kooch'éit'aa
koolk'íshaa
koot'áax'aa




kus.ook'
al'eix
at shí
ast'eix
lis'ees
al'oon
kuk'éet'
kasné
yasix'óot'
kooch'éit'aa
koolk'íshaa
koot'áax'aa



kus.ook'
al'eix
at shí
ast'eix
lis'ees
al'oon
kuk'éet'
kasné
yasix'óot'
kooch'éit'aa
koolk'íshaa
koot'áax'aa



kus.ook'
al'eix
at shí
ast'eix
lis'ees
al'oon
kuk'éet'
kasné
yasix'óot'
kooch'éit'aa
koolk'íshaa
koot'áax'aa



kus.ook'
al'eix
at shí
ast'eix
lis'ees
al'oon
kuk'éet'
kasné
yasix'óot'
kooch'éit'aa
koolk'íshaa
koot'áax'aa

Have the students cut out the words. Show the vocabulary pictures and the students should show you the words for them.

kus.ook'

al'eix

at shí

ast'eix

lis'ees

al'oon

kuk'éet'

kasné

yasix'óot'

kooch'éit'aa

koolk'íshaa

koot'áax'aa

Basic Reading

Encoding

Have the students cut out the word parts and glue them into the words.

____.ook'

al' ____

a_ __í

____eix

____ees

al'o ____

k____et'

ka ____

____ix'óot'

ko____'éit'aa

koolk'í____a

koot'áa ____

lis'

kus

yas

on

sné

x'aa

ast'

sha

eix

uk'é

och

t sh

Have the students cut out the word halves and glue them together.

kus.

al'

at

ast'

lis'e

al'o

kuk'

ka

yasi

kooch'

kool

koot'

éet'

x'óot'

on

k'íshaa

eix

éit'aa

ook'

eix


áax'aa

shí

es

sné

Have the students cut out the letters and spell the word for the picture.



k' k o
o u . s

Basic Writing

Have the students complete the words by writing the missing parts.

____.ook'

al' ____

a ____ í

____eix

____ees

al'o ____

k ____ et'

ka ____

____ix'óot'

ko ____'éit'aa

koolk'í ____a


koot'áa ____


Have the students write the words for the pictures.


























Dialog Activity Page

Have the students cut out the words below. Tell them which word(s) to put in the spaces in the dialog. Read the dialog with the students in choral, group, and individual forms. Change the word(s) after each round.

a. Daa sá yéi adaané?

b. _____ áwé yéi adaané.

a. Wa.é ku.aa?

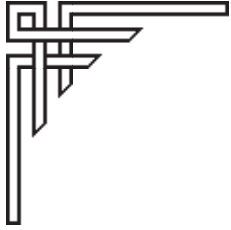
b. _____ áwé yéi daaxané.

kus.ook' al'eix at shí ast'eix

lis'ees al'oon kuk'éet' kasné

yasix'óot' kooch'éit'aa koolk'ishaa koot'áax'aa

Unit Assessment



Tlingit Language Program

Unit Assessment Teacher's Notes

Cycle A Beginners Grade 9-11

Grade _____

Unit 9

Theme: Recreation

Date: _____



Provide each student with a copy of the **students' pages**. Read the following questions; the students answer the questions on their copies of the assessment.

Basic Listening

“Turn to page 1 in your test. Look at the pictures in the boxes.”

1. “Write the number 1 on top of the picture of **kus.ook'**.”
2. “Write the number 2 on top of the picture of **al'eix**.”
3. “Write the number 3 on top of the picture of **at shí**.”
4. “Write the number 4 on top of the picture of **ast'eix**.”
5. “Write the number 5 on top of the picture of **lis'ees**.”
6. “Write the number 6 on top of the picture of **al'oon**.”
7. “Write the number 7 on top of the picture of **kuk'éet'**.”
8. “Write the number 8 on top of the picture of **kasné**.”
9. “Write the number 9 on top of the picture of **yasix'óot'**.”
10. “Write the number 10 on top of the picture of **kooch'éit'aa**.”
11. “Write the number 11 on top of the picture of **koolk'íshaa**.”
12. “Write the number 12 on top of the picture of **koot'áax'aa**.”

Sight Recognition

“Turn to page 3 in your test.”

“Look at the pictures in the boxes. Circle the word for each picture.”

Decoding/Encoding

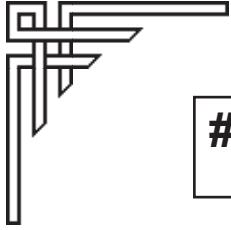
“Turn to page 5 in your test.”

“Look at the word parts in the boxes. Circle the other half or part of each word.”

Basic Writing

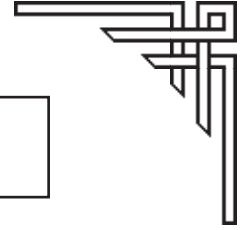
“Turn to page 7 in your test.”

“Look at the pictures in the boxes. Write the word for each picture.”



Correct:

% Correct:



Unit Assessment

Student Pages

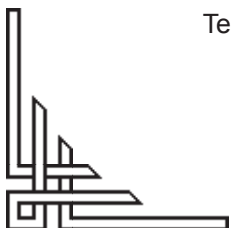
**Cycle A Beginners Grade 9-11
Unit 9**

Theme: Recreation

Date: _____

Student's Name: _____

Grade: _____



Teacher: To get a percentage for this student's assessment:


divide the total number of questions correct by the total number of questions; multiply this answer by 100 to determine the percentage of questions answered correctly.




[Empty box]




[Empty box]



[Empty box]



[Empty box]




[Empty box]




[Empty box]







kus.ook'
 al'eix
 at shí
 ast'eix
 lis'ees
 al'oon
kuk'éet'
 kasné
 yasix'óot'
 kooch'éit'aa
 koolk'ishaa
 koot'áax'aa




kus.ook'
 al'eix
 at shí
 ast'eix
 lis'ees
 al'oon
kuk'éet'
 kasné
 yasix'óot'
 kooch'éit'aa
 koolk'ishaa
 koot'áax'aa




kus.ook'
 al'eix
 at shí
 ast'eix
 lis'ees
 al'oon
kuk'éet'
 kasné
 yasix'óot'
 kooch'éit'aa
 koolk'ishaa
 koot'áax'aa



kus.ook'
 al'eix
 at shí
 ast'eix
 lis'ees
 al'oon
kuk'éet'
 kasné
 yasix'óot'
 kooch'éit'aa
 koolk'ishaa
 koot'áax'aa



kus.ook'
 al'eix
 at shí
 ast'eix
 lis'ees
 al'oon
kuk'éet'
 kasné
 yasix'óot'
 kooch'éit'aa
 koolk'ishaa
 koot'áax'aa



kus.ook'
 al'eix
 at shí
 ast'eix
 lis'ees
 al'oon
kuk'éet'
 kasné
 yasix'óot'
 kooch'éit'aa
 koolk'ishaa
 koot'áax'aa



kus.ook'
 al'eix
 at shí
 ast'eix
 lis'ees
 al'oon
kuk'éet'
 kasné
 yasix'óot'
 kooch'éit'aa
 koolk'ishaa
 koot'áax'aa




kus.ook'
 al'eix
 at shí
 ast'eix
 lis'ees
 al'oon
kuk'éet'
 kasné
 yasix'óot'
 kooch'éit'aa
 koolk'ishaa
 koot'áax'aa



kus.ook'
 al'eix
 at shí
 ast'eix
 lis'ees
 al'oon
kuk'éet'
 kasné
 yasix'óot'
 kooch'éit'aa
 koolk'ishaa
 koot'áax'aa



kus.ook'
 al'eix
 at shí
 ast'eix
 lis'ees
 al'oon
kuk'éet'
 kasné
 yasix'óot'
 kooch'éit'aa
 koolk'ishaa
 koot'áax'aa



kus.ook'
 al'eix
 at shí
 ast'eix
 lis'ees
 al'oon
kuk'éet'
 kasné
 yasix'óot'
 kooch'éit'aa
 koolk'ishaa
 koot'áax'aa



kus.ook'
 al'eix
 at shí
 ast'eix
 lis'ees
 al'oon
kuk'éet'
 kasné
 yasix'óot'
 kooch'éit'aa
 koolk'ishaa
 koot'áax'aa

kuk´

ook'
eix
hí
eix
ees
oon
éet'
né
ix´óot'
ch´éit´aa
íshaa
áax´aa

at s

ook'
eix
hí
eix
ees
oon
éet'
né
ix´óot'
ch´éit´aa
íshaa
áax´aa

koot´

ook'
eix
hí
eix
ees
oon
éet'
né
ix´óot'
ch´éit´aa
íshaa
áax´aa

koolk´

ook'
eix
hí
eix
ees
oon
éet'
né
ix´óot'
ch´éit´aa
íshaa
áax´aa

al´

ook'
eix
hí
eix
ees
oon
éet'
né
ix´óot'
ch´éit´aa
íshaa
áax´aa

lis´

ook'
eix
hí
eix
ees
oon
éet'
né
ix´óot'
ch´éit´aa
íshaa
áax´aa

kas

ook'
eix
hí
eix
ees
oon
éet'
né
ix'óot'
ch'éit'aa
íshaa
áax'aa

koo

ook'
eix
hí
eix
ees
oon
éet'
né
ix'óot'
ch'éit'aa
íshaa
áax'aa

kus.

ook'
eix
hí
eix
ees
oon
éet'
né
ix'óot'
ch'éit'aa
íshaa
áax'aa

al'

ook'
eix
hí
eix
ees
oon
éet'
né
ix'óot'
ch'éit'aa
íshaa
áax'aa

yas


ook'
eix
hí
eix
ees
oon
éet'
né
ix'óot'
ch'éit'aa
íshaa
áax'aa

ast'


ook'
eix
hí
eix
ees
oon
éet'
né
ix'óot'
ch'éit'aa
íshaa
áax'aa



Blank rectangular box for labeling the image above.



Blank rectangular box for labeling the image above.




Blank rectangular box for labeling the image above.



Blank rectangular box for labeling the image above.



Blank rectangular box for labeling the image above.



Blank rectangular box for labeling the image above.




Blank rectangular box for labeling the image above.




Blank rectangular box for labeling the image above.



Blank rectangular box for labeling the image above.



Blank rectangular box for labeling the image above.



Blank rectangular box for labeling the image above.



Blank rectangular box for labeling the image above.