



Aadóo sáyá Xát?

**Who am I?**

**Grade Level: Kindergarten**

A series of elementary level thematic units featuring Tlingit language, culture and history were developed in Juneau, Alaska in 2004-6. The project was funded by two grants from the U.S. Department of Education, awarded to the Sealaska Heritage Institute (Boosting Academic Achievement: Tlingit Language Immersion Program, grant #92-0081844) and the Juneau School District (Building on Excellence, grant #S356AD30001).

Lessons and units were written by a team of teachers and specialists led by Nancy Douglas, Elementary Cultural Curriculum Coordinator, Juneau School District. The team included Juneau teachers Kitty Eddy, Shgen George, Kathy Nielson, Hans Chester and Rocky Eddy, and SHI language team members Linda Belarde, Yarrow Vaara, David Katzeek, John Marks, Mary Foletti, Rose Natkong and Jessica Chester. Curriculum consultants Julie Folta and Toni Mallott assisted and Annie Calkins edited the lessons and units.

Lessons were field tested in Juneau classrooms in 2005-6.

All units are available online at [sealaskaheritage.org](http://sealaskaheritage.org).

# TEACHER RESOURCES



Sealaska Heritage Institute



The contents of this curriculum were developed under the Tlingit Language Immersion Program (2004) and Building on Excellence (2005) grants from the U.S. Department of Education. However, the contents do not necessarily represent the policy of the Dept. of Education and you should not assume endorsement by the Federal Government

# Who Am I? Aadóo Sáyá Xát?

## Family Questionnaire

Next week we are beginning a unit entitled, “Who Am I?” Please send in individual and family picture of your child. In addition, please complete the following survey.

Student’s Name \_\_\_\_\_

Mother’s name \_\_\_\_\_

Father’s name \_\_\_\_\_

- What moiety does child’s father belong to?  Raven  Eagle
- What clan does child’s father belong to? \_\_\_\_\_

Grandparent’s names \_\_\_\_\_

Siblings \_\_\_\_\_

- What season was your child born?  Winter  Spring  Summer  Fall
- When is his/her Birthday? \_\_\_\_\_
- What is your child’s traditional name? \_\_\_\_\_
- What moiety is your child?  Raven  Eagle
- What is your child’s clan? \_\_\_\_\_

Your assistance in completing this questionnaire is greatly appreciated. The information will ensure your child’s success in participating in this unit. Please complete and return to school by \_


\_\_\_\_\_

***Gunalchéesh, Háw’aa, ‘Doyck-shin,***

\_\_\_\_\_

# *A Book About Me!*

*I yahaayí kashxít.* Draw a picture of yourself.



A picture of me.

Name \_\_\_\_\_

I weigh \_\_\_\_\_ pounds.

*Wáa sá aax kuligei xat?* How tall am I?

Name \_\_\_\_\_

I am \_\_\_\_\_ inches tall.

## Head and Shoulders

*Ax shá, ax xee, ax keey, ax x'oos,*  
*ax keey, ax x'oos, ax keey, ax x'oos,*  
*Ax shá, ax xee, ax keey, ax x'oos,*  
*Ax gúk, ax waak, ax x'é, ax lú.*

## **Lingít Yáx Anayl'éix** Hokey Pokey Song

*Daak yee latsoow yee (\_\_\_).* Put your ( ) forward.

*Kux yee latóow yee (\_\_\_).* Put your ( ) back.

*Daak yee latsoow yee (\_\_\_).* Put your ( ) forward.

*Yee laxwál yee (\_\_\_).* Shake your ( ).

*Lingít yáx anayl'éix.* Do a Lingít dance.

*Yoo áayax yeenák.* Turn yourself around.

*Yéi nagaté.* Let it be.

*Whéee!*

<b>Da</b> body	<b>Lidíx'</b> neck	<b>Jín</b> hand/arm	<b>Kasán</b> waist
<b>Waak</b> eyes	<b>Xikshá</b> shoulder	<b>Woow</b> chest	<b>Gáts'</b> butt/thigh
<b>Gúk</b> ear	<b>T'eeyshú</b> elbow	<b>Éenee</b> armpit	<b>Keey</b> knee
<b>X'oos</b> foot/leg	<b>Shá</b> head	<b>Shaxaawú</b> hair	<b>X'é</b> mouth
<b>Lú</b> nose	<b>Oox</b> tooth	<b>Xee</b> upper arm	<b>Jiklix'ées'</b> wrist
<b>Shutóox'</b> ankle	<b>T'eik</b> finger	<b>Yoowú</b> stomach	<b>K'í</b> hip
<b>Xées'</b> shin	<b>X'ustl'eik</b> toes		



### I am Special

\_\_\_\_\_ is my hair.

\_\_\_\_\_ are my eyes.

I'm \_\_\_\_\_ years old.

I am \_\_\_\_\_ inches tall.

I weigh \_\_\_\_\_ pounds.

Just the right size!






My name is \_\_\_\_\_

And as you can see,

I am very happy to be me!

## Traditional Food

Draw a ☺ next your favorite traditional foods.

	 My favorite is...
 <i>kanat'á</i>	
 <i>xáat</i>	
 <i>gáal'</i>	
 <i>k'áach'</i>	

Respect is shown to all natural resources. Please be respectful when completing this activity.





## Food Tasting Potluck

### Food Tasting Potluck

We are doing a unit entitled, "Who Am I." We are learning about ourselves and each other.

This week we are learning about our favorite foods.

Please bring your child's favorite food for the potluck.

**Date:**

**Time:**

**Place:**



My special place.



This is my special place at school.

Name \_\_\_\_\_

Please be respectful.



This is my special place at school.

Name \_\_\_\_\_

Please be respectful.



This is my special place at school.

Name \_\_\_\_\_

Please be respectful.




This is my special place at school.

Name \_\_\_\_\_

Please be respectful.

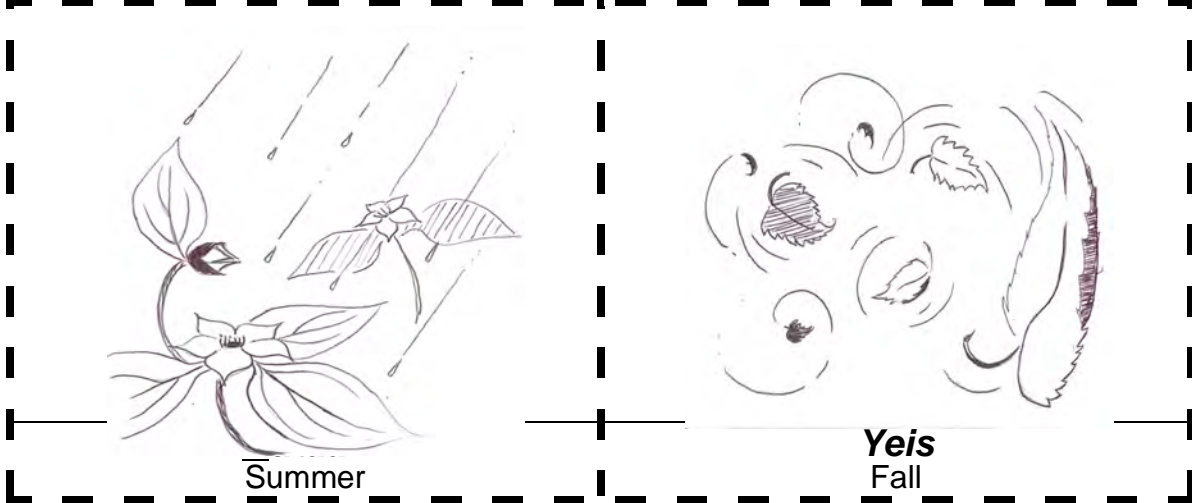
## When I Was Born...

Find the season that you were born. Color and cut out.



**Táakw**  
Winter

**Taakw eetí**  
Spring



**Summer**

**Yeis**  
Fall

## 50 of 2005's Most Popular Baby Names

### Rank BOY name

1. Jacob
  2. Michael
  3. Joshua
  4. Matthew
  5. Ethan
  6. Andrew
  7. Daniel
  8. Anthony
  9. Christopher
  10. Joseph
  11. William
  12. Alexander
  13. Ryan
  14. David
  15. Nicholas
  16. Tyler
  17. James
  18. John
  19. Jonathan
  20. Nathan
  21. Samuel
  22. Christian
  23. Noah
  24. Dylan
  25. Benjamin
  26. Logan
  27. Brandon
  28. Gabriel
  29. Zachary
  30. Jose
  31. Elijah
  32. Angel
  33. Kevin
  34. Jack
  35. Caleb
  36. Justin
  37. Austin
  38. Evan
  39. Robert
  40. Thomas
  41. Luke
  42. Mason
  43. Aidan
  44. Jackson
  45. Isaiah
  46. Jordan
  47. Gavin
  48. Connor
  49. Aiden
  50. Isaac
- Updated 7/30/06

### Rank GIRL name

1. Emily
2. Emma
3. Madison
4. Abigail
5. Olivia
6. Isabella
7. Hannah
8. Samantha
9. Ava
10. Ashley
11. Sophia
12. Elizabeth
13. Alexis
14. Grace
15. Sarah
16. Alyssa
17. Mia
18. Natalie
19. Chloe
20. Brianna
21. Lauren
22. Ella
23. Anna
24. Taylor
25. Kayla
26. Hailey
27. Jessica
28. Victoria
29. Jasmine
30. Sydney
31. Julia
32. Destiny
33. Morgan
34. Kaitlyn
35. Savannah
36. Katherine
37. Alexandra
38. Rachel
39. Lily
40. Megan
41. Kaylee
42. Jennifer
43. Angelina
44. Makayla
45. Allison
46. Brooke
47. Maria
48. Trinity
49. Lillian
50. Mackenzie

[http://www.babiesnbells.com/bnb02/?gclid=CP\\_2p9TVhYcCFR5nSgodSTsZaw](http://www.babiesnbells.com/bnb02/?gclid=CP_2p9TVhYcCFR5nSgodSTsZaw)

Visit <http://www.babynology.com> to learn the meanings of student's names.


On a large piece of white construction paper have students draw their family.  
Label their family members using the following labels.

<b>Ax daakaku.óowu</b> My Family
<b>Ax éesh</b> My father
<b>Ax tláa</b> My mother
<b>Ax húnxw</b> My older brother (boy)
<b>Ax kéek'</b> My younger brother (boy)
<b>Ax dlaak'</b> My sister (boy)
<b>Ax éek'</b> My brother (girl)

<b>Ax shátx</b> My older sister (girl)
<b>Ax kéek'</b> My younger sister (girl)
<b>Ax sáni</b> My uncle (father's side)
<b>Ax káak</b> My uncle (mother's side)
<b>Ax aat</b> My aunt (father's side)
<b>Ax tláak'w</b> My aunt (mother's side)
<b>Ax léelk'w</b> My grandparent



Lingít x'éináx \_\_\_\_\_ yóo  
xat duwasáakw.



Lingít x'éináx \_\_\_\_\_ yóo  
xat duwasáakw.

1. *I yahaayí kashaxít.* Draw a picture of yourself.
2. *I saayí kashaxít.* Write your name.



\_\_\_\_\_ yóo xat duwasáakw.



This is a fantastic song to learn introduction phrases in Lingít. Have student's form a circle. Teacher/leader may choose to use a drum. The song comes to life when everyone claps as they sing.

*Waa sá iduwasáakw Daa Sheeyí*  
Name song

*Waa sá iduwasáakw?* Everyone Sings

*Waa sá iduwasáakw?* Everyone Sings  
Student says name LOUDLY.

(name) *yóo duwasáakw.* Everyone Sings  
*Wee, wee*

(name) *yóo duwasáakw.* Everyone Sings

(name) *yóo xat duwasáakw.* Student introduces self in  
Lingít.

*Wáa sá kwshe i duwasaakw?* I wonder what your name is?

Repeat until everyone has been introduced.

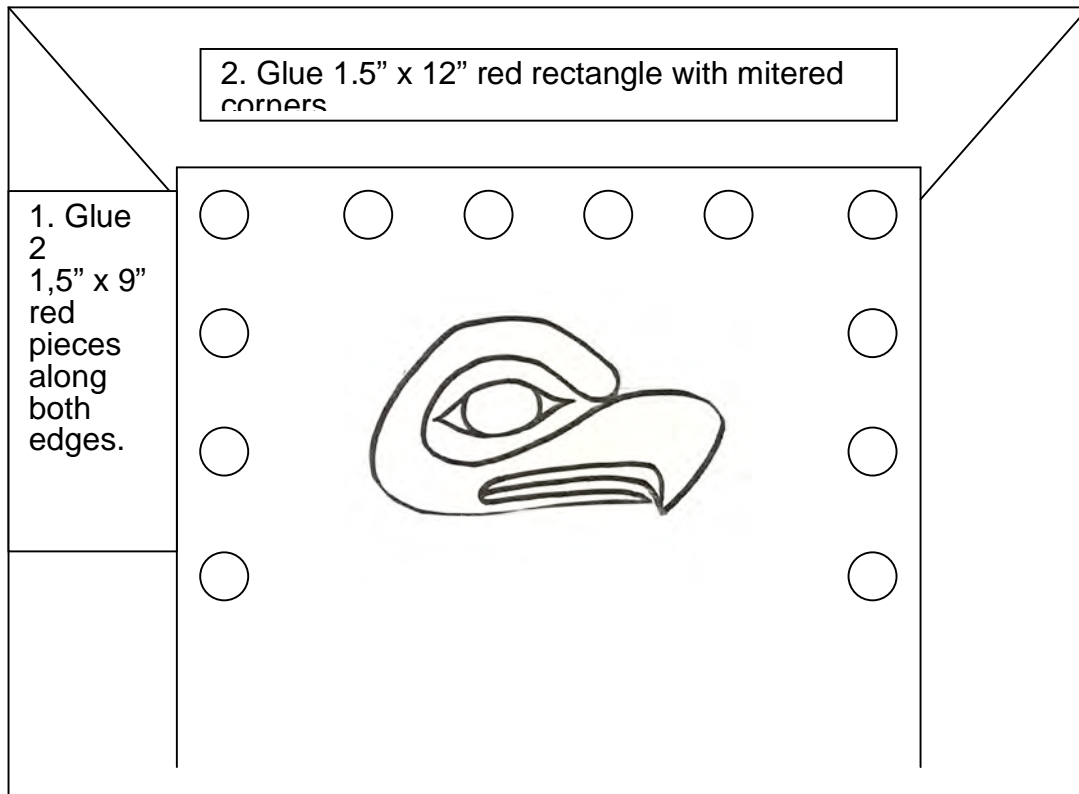
### Button Blanket

#### Materials

1. 9" x 12" black construction paper.
2. 1 – 1.5" x 12" piece of red construction paper.  
Cut corners at an angle so they look mitered like a real blanket.
3. 2 – 1.5" x 9" pieces of red construction paper
4. Glue
5. 14 -  $\frac{3}{4}$ " white adhesive dots or white paper cut into  $\frac{3}{4}$ " circles
6. Eagle and Raven moiety designs
7. Crayons: black, red, blue-green

#### Directions.

1. Glue 2 – 1.5" x 9" strips to the edges of the black construction paper
2. Glue the 1 – 1.5" x 12" mitered strip to the top edge of the blanket.
3. Adhere or glue 6 –  $\frac{3}{4}$ " adhesive dots or white construction paper dots across the top of the blanket.
4. Adhere or glue 4 –  $\frac{3}{4}$ " adhesive dots or white construction paper dots along the edge of both sides of the blanket.
5. Color a moiety design and glue to the center of blanker



## Moiety Designs for Button Blanket Project



**Juneau School District, Indian Studies Program Elementary Curriculum**

### Medallion Directions

How to Make a Paper Medallion



Eagle

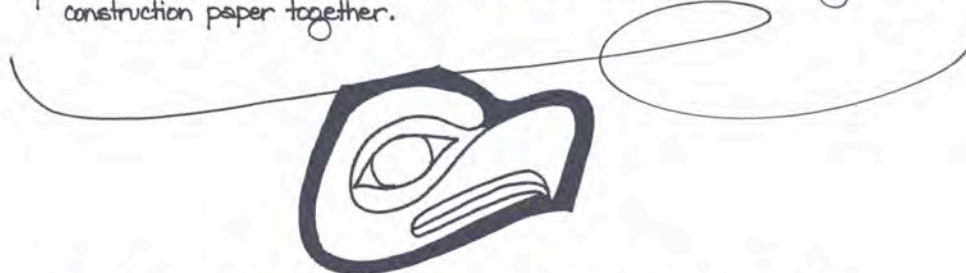


Raven

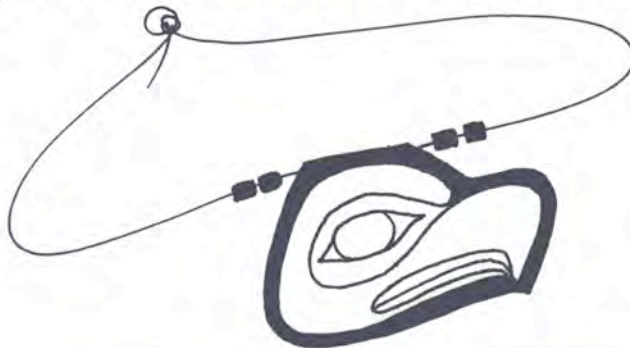
1. Color the Eagle and Raven designs. Use the colors that the Tlingits used:  
Black, Red and Blue Green
2. After the designs are colored, cut them out.
3. Glue the Eagle design onto the red construction paper and the Raven design onto the blue construction paper.



4. Place the cord between the colored construction paper. Then, glue the construction paper together.

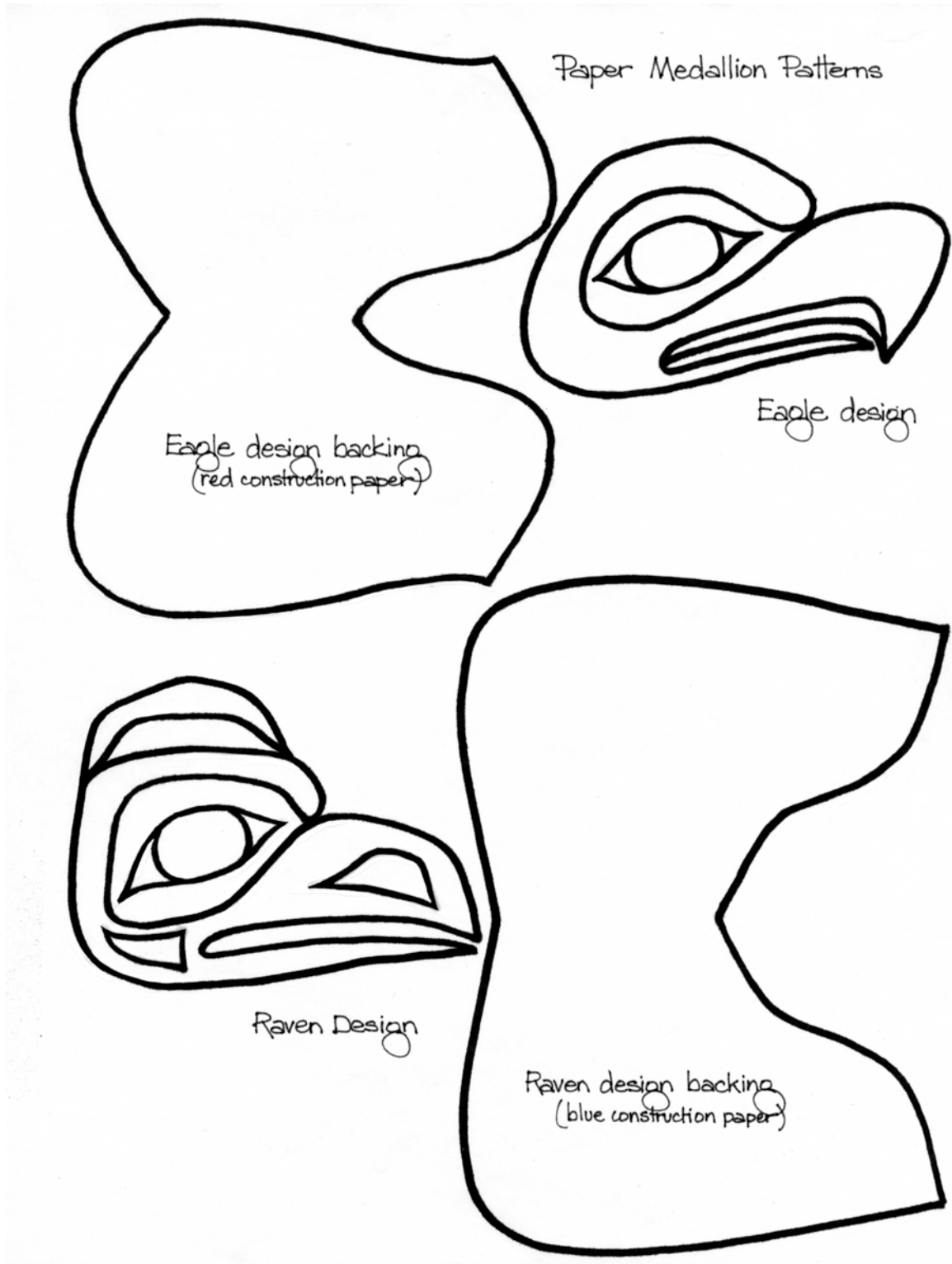


5. Place the beads onto the cord and tie the ends together.



Juneau School District, Indian Studies Program Elementary Curriculum

### Medallion Patterns



Juneau School District, Indian Studies Program Elementary Curriculum


The contents of this curriculum were developed under the Tlingit Language Immersion Program (2004) and Building on Excellence (2005) grants from the U.S. Department of Education. However, the contents do not necessarily represent the policy of the Dept. of Education and you should not assume endorsement by the Federal Government



## Clan Designs



**L'ook**  
coho



**Kéik'w**  
sea pigeon



***Xeitl***  
thunderbird



***Xóots***  
brown bear



**Kéet**  
killer whale



**Xíxch'**  
frog

Juneau School District, Indian Studies Program Elementary Curriculum



**Aadóo sáyá xát? - Who am I? Unit**  
**Tlingit components**

**Lesson 1**

Vocabulary

1.	boy	<i>yadak'átsku</i>
2.	girl	<i>shaatak'átsk'u</i>
3.	(my) name	<i>(ax) saayí</i>
4.	book	<i>x'úx'</i>
5.	pen	<i>kooxéedaa</i>
6.	birthday	<i>i sigoo yagiyee</i>
7.	(my) hair	<i>(ax) shaxaawú</i>
8.	(my) eyes	<i>(ax) waak</i>

Phrases

9.	I am a boy.	<i>Yadak'átsk'u áyá xát.</i>
10.	I am a girl.	<i>Shaatak'átsk'u áyá xát.</i>
11.	What is your name?	<i>Wáa sá i duwasáakw?</i>
12.	My name is (Bob).	<i>(Bob) yoo xat duwasáakw.</i>
13.	Draw a picture of yourself.	<i>I yahaayí kashaxít.</i>
14.	What color are my (eyes)?	<i>Daat kaséik'w sáwé ax (waak)?</i>
15.	What color is my (hair)?	<i>Daat kaséik'w sáwé ax (shaxaawú)?</i>
16.	My eyes are (green).	<i>(S'oow) yáx yatee ax waak.</i>

**Lesson 2**

Vocabulary

17.	(my) body	<i>(ax) daa</i>
18.	(my) ear	<i>(ax) gúk</i>
19.	(my) neck	<i>(ax) lidíx'</i>
20.	(my) shoulder	<i>(ax) xikshá</i>
21.	(my) elbow	<i>(ax) t'eeyshú</i>
22.	(my) hand/arm	<i>(ax) jín</i>
23.	(my) chest	<i>(ax) woow</i>
24.	(my) armpit	<i>(ax) éenee</i>
25.	(my) waist	<i>(ax) kasán</i>
26.	(my) butt/thigh	<i>(ax) gáts</i>
27.	(my) knee	<i>(ax) keey</i>
28.	(my) foot/leg	<i>(ax) x'oos</i>
29.	(my) head	<i>(ax) shá</i>
30.	(my) mouth	<i>(ax) x'é</i>
31.	(my) nose	<i>(ax) lú</i>
32.	(my) tooth	<i>(ax) oox</i>
33.	(my) upper arm	<i>(ax) xEEK</i>
34.	(my) wrist	<i>(ax) jikax'ées'</i>
35.	(my) ankle	<i>(ax) shutóox'</i>
36.	(my) finger	<i>(ax) tl'eik</i>
37.	(my) stomach	<i>(ax) yoowú</i>
38.	(my) hip	<i>(ax) k'í</i>
39.	(my) shin	<i>(ax) xées'</i>
40.	(my) toes	<i>(ax) x'ustl'eik</i>
41.	shake	<i>laxwál</i>
42.	right	<i>sheenáx</i>
43.	left	<i>s'átnáx</i>

Phrases

44.	This is my (head).	<i>Ax (shá) áyá.</i>
45.	Put your (head) in.	<i>Daak yee latsóow yee (shá).</i>
46.	Put your (head) back.	<i>Kúx yee latsóow yee (shá).</i>
47.	Shake your (head).	<i>Yee laxwál yee (shá).</i>

48. How tall am I?  
 49. I am growing up.  
 50. Head & shoulders song  
 my head, my shoulder, my knee, my foot  
 my knee, my foot, my knee, my foot  
 my head, my shoulder, my knee, my foot  
 my eye, my ear, my mouth, my nose  
 51. hokey pokey song  
 Put your (head) in.  
 Put your (head) back.  
 Put your (head) in.  
 Shake your (head).  
 Do a Tlingit dance.  
 Turn yourself around.  
 Let it be.

*Wáa sá aax kuligei xat?*  
*Kei n<sub>x</sub>awát.*  
*A<sub>x</sub> shá, a<sub>x</sub> xéek sheeyi*  
*a<sub>x</sub> shá, a<sub>x</sub> xéek, a<sub>x</sub> kéey, a<sub>x</sub> x'oos*  
*a<sub>x</sub> kéey, a<sub>x</sub> x'oos, a<sub>x</sub> kéey a<sub>x</sub> x'oos*  
*a<sub>x</sub> shá, a<sub>x</sub> xéek, a<sub>x</sub> kéey, a<sub>x</sub> x'oos*  
*a<sub>x</sub> waak, a<sub>x</sub> gúk, a<sub>x</sub> x'e, a<sub>x</sub> lú*

*Daak yee latsóow yee (shá).*  
*Kúx yee latsóow yee (shá).*  
*Daak yee latsóow yee (shá).*  
*Yee laxwál yee (shá).*  
*Lingít yáx anyal'éix.*  
*Yoo áayax yeenák.*  
*Yéi nagatée.*

### Lesson 3

#### Vocabulary

52. blueberries  
 53. clams  
 54. red seaweed  
 55. fish  
 56. food  
 57. potato  
 58. bread  
 59. meat  
 60. juice  
 61. milk  
 62. herring eggs  
 63. dry fish  
 64. pilot bread  
 65. scissors  
 66. glue

*kanat'á*  
*gáal'*  
*k'áach'*  
*xáat*  
*atxá*  
*k'únts'*  
*sakwnéin*  
*dleey*  
*at kahéeni*  
*wasóos l'aa tuxáni*  
*gáax'w*  
*at xéeshí*  
*gáatl*  
*kaashaxáshaa*  
*kals'ikwaa*

#### Phrases

67. I like fish.  
 68. I don't like fish.  
 69. Fish is good food.

*Xáat a<sub>x</sub> x'éit yak'éi.*  
*Xáat tléil a<sub>x</sub> x'éit ooshk'éi.*  
*Yak'ei atxá wé xáat.*

### Lesson 4

#### Vocabulary

70. tree house  
 71. (my) grandma's house  
 72. (my) bedroom  
 73. (my) special place

*aas shakée hídi*  
*(a<sub>x</sub>) léelk'w du hídi*  
*(a<sub>x</sub>) eetí ká*  
*(a<sub>x</sub>) ya.áak*

#### Phrases

74. This is my special place.  
 75. Respect each other.

*Yaadú a<sub>x</sub> ya.áak áwé.*  
*Sh yaa at wudaneix'í.*

### Lesson 5

#### Vocabulary

76. baby  
 77. winter  
 78. spring  
 79. summer  
 80. fall  
 81. diaper

*t'ukanéiyi*  
*táakw*  
*taakw eetí*  
*kutaan*  
*yeis*  
*tukdaa.át*

#### Phrases

82. Be gentle.

*K'idein áwé.*

- |     |                              |  |
|-----|------------------------------|--|
| 83. | Hold the baby gently.        | <i>K'idein galshaat wé t'u<sup>u</sup>kanéiyi.</i> |
| 84. | Put the diaper around him.   | <i>Du tuk<sup>u</sup>da.aadí tudaat kaayík.</i>    |
| 85. | It's fall time.              | <i>Wé yeis áyá.</i>                                |
| 86. | My birthday is in fall time. | <i>Yeisx' k<sup>u</sup>gwahaa.</i>                 |

### Lesson 6

#### Vocabulary

- |     |          |                 |
|-----|----------|-----------------|
| 87. | namesake | <i>du kasaa</i> |
|-----|----------|-----------------|

#### Phrases

- |     |                    |                                 |
|-----|--------------------|---------------------------------|
| 88. | What is your name? | <i>Waa sá i duwasaakw?</i>      |
| 89. | My name is (Bob).  | <i>(Bob) yoo xat duwasáakw.</i> |

### Lesson 7

#### Vocabulary

- |      |                           |                               |
|------|---------------------------|-------------------------------|
| 90.  | (my) father               | <i>(ax) éesh</i>              |
| 91.  | (my) mother               | <i>(ax) tláa</i>              |
| 92.  | boy: (my) older brother   | <i>(ax) hún<sup>u</sup>xw</i> |
| 93.  | boy: (my) younger brother | <i>(ax) kéek'</i>             |
| 94.  | girl: (my) brother        | <i>(ax) éek'</i>              |
| 95.  | girl: (my) older sister   | <i>(ax) shát<sup>u</sup></i>  |
| 96.  | girl: (my) younger sister | <i>(ax) kéek'</i>             |
| 97.  | boy: (my) sister          | <i>(ax) dlaak'</i>            |
| 98.  | (my) paternal uncle       | <i>(ax) sáni</i>              |
| 99.  | (my) maternal uncle       | <i>(ax) káak</i>              |
| 100. | (my) paternal aunt        | <i>(ax) aat</i>               |
| 101. | (my) maternal aunt        | <i>(ax) tláak'w</i>           |
| 102. | (my) grandparent          | <i>(ax) léelk'w</i>           |

#### Phrases

- |      |                         |                             |
|------|-------------------------|-----------------------------|
| 103. | This is my family.      | <i>Ax daakaku.óowu áyá.</i> |
| 104. | Point to your (mother). | <i>I (tlaa) at chéix'.</i>  |

### Lesson 8

#### Vocabulary

- |      |              |                               |
|------|--------------|-------------------------------|
| 105. | name         | <i>sáa</i>                    |
| 106. | my name      | <i>ax sáayi</i>               |
| 107. | your name    | <i>i sáayi</i>                |
| 108. | ball         | <i>kooch'éit'aa</i>           |
| 109. | strange ball | <i>kasiyeiyi kooch'éit'aa</i> |

#### Phrases

- |      |  |   |
|------|--|---|
| 110. | My Tlingit name is (___).<br><i>duwasáakw.</i> | <i>Lingít x'éináx (___) yóo xat</i>         |
| 111. | His/her Tlingit name is (___).                 | <i>Lingít x'éináx (___) yoo duwasáakw.</i>  |
| 112. | What is your name?                             | <i>Waa sá iduwasáakw?</i>                   |
| 113. | Y'all draw a picture of yourself.              | <i>Yee yahaayí kayshaxít.</i>               |
| 114. | Y'all write your name.                         | <i>Yee sáayi kayshaxít.</i>                 |
| 115. | Write your name                                | <i>I sáayi kashxít.</i>                     |
| 116. | Say your name.                                 | <i>I sáayi kanaanéek.</i>                   |
| 117. | Sit in a circle.                               | <i>Wooshduwagígin gaykí.</i>                |
| 118. | Catch the ball.                                | <i>Wé kooch'éit'aa gashaat.</i>             |
| 119. | Hold the ball.                                 | <i>Wé kooch'éit'aa galshaat .</i>           |
| 120. | Pass the ball.                                 | <i>Wé kooch'éit'aa kajeet kaytí.</i>        |
| 121. | Toss the ball .                                | <i>Wé kooch'éit'aa kei kaygeex'.</i>        |
| 122. | Toss the ball to (him/her).                    | <i>Wé kooch'éit'aa (du) jeet kaygeex' .</i> |
| 123. | What is your name song?                        | <i>Waa sá iduwasáakw daa sheeyí.</i>        |
|      | What is your name?                             | <i>Waa sá iduwasáakw?</i>                   |
|      | What is your name?                             | <i>Waa sá iduwasáakw?</i>                   |
|      | Bob  | <i>(Bob)</i>                                |
|      | Bob is his name.                               | <i>(Bob) yoo duwasáakw. Wee, wee.</i>       |
|      | Bob is his name.                               | <i>(Bob) yoo duwasáakw.</i>                 |

Bob is my name.  
I wonder what your name is?

(Bob) yoo xát duwasáakw.  
Wáa sákw shé iduwasáakw?

## Lesson 9

### Vocabulary

- 124. moiety/clan
- 125. this is
- 126. I/me
- 127. clan property/owned thing
- 128. paper
- 129. glue
- 130. buttons
- 131. button blanket

naa  
áyá  
xát  
at.óow  
x'úx'  
kals'ikwaa  
yooka.óot'  
yooka.óot' x'óow

### Clans

- 132. Eagle Side
- 133.
- 134.
- 135.
- 136.
- 137.
- 138.
- 139.
- 140.
- 141.

Chookaneidí  
Dakl'aweidí  
Kaagwaantaan  
Naanyaa.aayí  
Naasteidí  
Shangukeidí  
Teikweidí  
Tsaagweidí  
Wooshkeetaan  
Yanyeidí

### Raven Side

- 142.
- 143.
- 144.
- 145.
- 146.
- 147.
- 148.
- 149.
- 150.
- 151.

Deisheetaan  
Gaanax.ádi  
Gaanaxteidí  
Kiks.ádi  
Kaach.ádi  
L'eeneidí  
Lukaax.ádi  
L'uknax.ádi  
Taakw.aaneidí  
T'akdeintaan

### Phrases

- 152. Are you Eagle or Raven?
- 153. I am (Raven).
- 154. I am (Eagle).
- 155. Where is Raven?
- 156. Where is Eagle?
- 157. Here I am.
- 158. How are you?
- 159. I'm fine, thank you!
- 160. Run away.
- 161. What clan are you?
- 162. I am ( ) clan.
- 163. Where is song
- Where is (raven)? Where is (raven)?
- Here I am. Here I am.
- How are you?
- Very well, thank you.
- Run away. Run away.

Yéil kach'u ch'áak' ákyá wa.é?  
(Yéil) áyá xát.  
(Ch'áak') áyá xat.  
Goosú Yéil?  
Goosú Ch'áak'?  
Yaadú xát.  
Waa sá iyatee?  
Xát yak'éi Gunalchéesh!  
Aatx' neeshéex.  
Daat naa sá wa.é?  
( ) naa áyá xat.  
Goosú sheeyí.  
Goosú (yéil)? Goosú (yéil)?  
Yaadú xát. Yaadú xát.  
Waa sá i yatee?  
Xat yak'éi, Gunalchéesh.  
Aadax nagú. Aadax nagú.

### Supplemental

- 164. Aleut
- 165. Russian
- 166. Chinese
- 167. Haida
- 168. Canadian (King George 1)

Ana.óot  
Anóoshee  
Cháanwaan  
Deikeenaa  
Ginjichwáan

169. White, Caucasian	<i>Dleit Káa</i>
170. Athapaskan	<i>Gunanaa</i>
171. Sugpiag Aleut (cormorant people)	<i>Giyakw Kwáan</i>
172. Eyak	<i>K'utéix' Kwáan</i>
173. Ahtna (Copper River)_	<i>Ikka Kwáan</i>
174. Norwegian_	<i>Naawéjján</i>
175. Black	<i>T'ooch' Káa</i>
176. Hawaiian (black duck people)	<i>Yuk Kwáan</i>
177. American_	<i>Wáashdan Kwáan</i>
178. Eskimo	<i>X'atas'aak</i>
179. Tsimshian	<i>Ts'ootsxán</i>

## Lesson 10

### Vocabulary

180. I/me	<i>xát</i>
181. child of	<i>yádi</i>
182. father	<i>éesh</i>
183. my	<i>ax</i>
184. necklace	<i>seit</i>
185. paper	<i>x'úx'</i>
186. yarn	<i>kakéin</i>
187. clan property/owned thing	<i>at.óow</i>
188. glue	<i>kalsíx'wáa</i>
189. paternal uncle	<i>sáni</i>
190. paternal aunt	<i>aat</i>
191. coho salmon	<i>l'ook</i>
192. sea pigeon	<i>kéik'w</i>
193. thunderbird	<i>xeitl</i>
194. brown bear	<i>xóots</i>
195. killer whale	<i>kéet</i>
196. frog	<i>xíxch'</i>

### Phrases

197. Who is your father's people?	<i>Daat naa sá i éesh hás?</i>
198. I am a child of the (____) clan.	<i>(____) yádi áyá xat.</i>
199. My father's people.	<i>Ax éesh hás.</i>
200. Our fathers' people.	<i>Haa éesh hás.</i>
201. Our paternal uncles.	<i>Haa sáni hás.</i>
202. Our paternal aunts.	<i>Haa aat hás.</i>
203. This is a necklace.	<i>Seit áyá.</i>
204. We will make a necklace.	<i>Seit yei gaxtoosanéi.</i>