

Cycle A • Beginners • Shm'alyack

Student Support Materials

UNIT 10

Buildings



Sealaska Heritage Institute

Vocabulary Pictures

waab daala (bank)




waab shahoan (cannery)



waab dsuds (church)



waab (house/home)



waab sheepg (hospital)





waab shiwi/aaykwsha (school/house of knowledge)



'tsushgm 'tσα waab (one sided house/shed)



waab 'biyaan (smoke house)



waab lacksh (bath house)



ggaldm wa'at (store)





waab ent haboal ggaldsap (tribal house/council chambers)

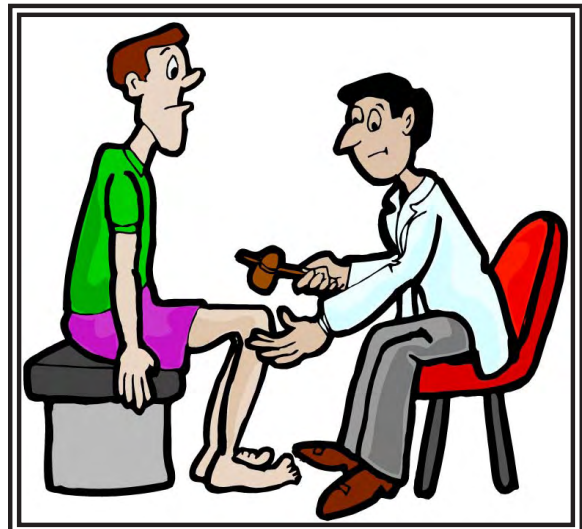




Basic Listening

Have the students cut out the vocabulary pictures; say the words and they show the pictures.




Have the students cut out the vocabulary pictures; say the words and they show the pictures.



Say the vocabulary words; the students write the numbers under the pictures.

1. waab, 2. waab ent haboal ggaldsap, 3. ggaldm wa'at, 4. waab dsuds
5. waab 'biyaan, 6. waab daala, 7. waab tckoackg, 8. 'tsushgm 'tsa waab
9. waab shiwilaaykwsha, 10. waab lacksh, 11. waab shahoan, 12. waab sheepg

























Basic Reading

Sight Recognition

waab

waab ent haboal-

ggaldsap

57

ggaldm wa'at

waab dsuuds

waab ‘biyaan

waab daala

waab tckoackg

‘tsushgm ‘tσα waab

waab shiwi/aaykwsha

waab lacksh

waab shahoan


60

waab sheepg

Have the students find this unit's vocabulary words in the word find. They should circle the words or highlight them. You can project the word find onto the board and have the students draw configurations around the words. Turn off the overhead, showing only the word configurations on the board. The students then identify the words by their configurations.

rwerfdíixáe;rongaeojgweigni;fW;lOwrjdarlgmw'fbmer-
odíistlak'ángiilaerwaabdaalamorcaneqglejberl-
gnaedíistláayrgelrerwaab'biyaanmsdxyádjfbllw-
ergmnodlw3lewaablackshrtrlwrgoweniqliurvikt'árdfrw-
ergeereroproposalsrlijergljerglaeqavvikrwaaben-
thaboalggaldsaplergk'ulaererliaerierlije4t43ooij-
duqvidíixyáaytuqqrgojdrgfmbcvdirerlgjaeridrhiadrfn-
rhialudíikajoirnglts'áerlgdfoijerlmadrgoinwegljdrolaer-
goerjinauraqqolj'tsushgm'tsawaabergoergoljdrgojerji-
jiilmvoewrak'áasouweknojt'áerljmqaniqtuqgnaldbJjijii-
arbleraanansglawaabshiwi/aaykwshadrglwengdbtgljr-
lkgoiivvaqturvikqak'uetaktwaabuktukst'áljwerlmvjju-
ustaliqvvatublatjobnaegoarndíistláayerferhgalmado-
hertnerobjepiipiq;roniutuiywaabshahoanjwwjanuqlik-
tuqwojwgjwjwgpjwpgjdíixyáaywpjgjrgerdíik'ulúu-
jerpjgáagjepgpgk'ápojwrgpdíik'ulúuptaktuktuqerhehe-
hthrrrrtjrjrrjeiniqpakethrthjwdíigyúu5ggaldmwa'at6k6-
oyfhhj,yyuryulrwwsinigvikpopwbdíist'áaympswpt'áw-
psapwspwqdíikajpgpgpxánk'ánanhqfolxyák'ángalal-
lldíixdk'ágyúkiouldíikúnlunak'ádíigyúujwt'áerljmq-
nialaqololsheejiweigni;fW;lresouwaabsheepgrcesmer
gojdfbmerjijuutmdfojakúrmnaunratoravinngaqmau-
rluqglejberlnasheejiioergeleraniksivdswaabdsud-
st'áaychaqliqtuqmsdfgfheewqergcuyt'áshahah-
nurluqqwofhgqoexploradíikúnyut'áqtuqdíixángiiaqn-
odlw3luunaaqtuqertrlwrgowerglnwaabtckoackgerlu-
nak'ádíigyushahanherlerglajereragrits'ángal'qe-
qecosysnirinivikteaqiqauruqklaqmsdrgflmxánt'ak'dvl-

Have the students cut out the words and attach them to their pictures.



waab

**waab ent
haboal ggald-
sap**

ggaldm wa'at

waab dsuds

waab 'biyaan

waab daala

waab tckoackg

**'tsushgm 'tsa
waab**

**waab shi-
wilaaykwsha**

waab lacksh


waab shahoan

waab sheepg

Have the students circle the word for each picture.



waab
 waab ent haboal-
 ggaldsap
 ggaldm wa'at
 waab dsuds
 waab 'biyaan
 waab daala
 waab tckoackg
 'tsushgm 'tsa waab
 waab shiwi/aaykw-
 sha
 waab lacksh
 waab shahoan
 waab sheepg



waab
 waab ent haboal-
 ggaldsap
 ggaldm wa'at
 waab dsuds
 waab 'biyaan
 waab daala
 waab tckoackg
 'tsushgm 'tsa waab
 waab shiwi/aaykw-
 sha
 waab lacksh
 waab shahoan
 waab sheepg



waab
 waab ent haboal-
 ggaldsap
 ggaldm wa'at
 waab dsuds
 waab 'biyaan
 waab daala
 waab tckoackg
 'tsushgm 'tsa waab
 waab shiwi/aaykw-
 sha
 waab lacksh
 waab shahoan
 waab sheepg



waab
 waab ent haboal-
 ggaldsap
 ggaldm wa'at
 waab dsuds
 waab 'biyaan
 waab daala
 waab tckoackg
 'tsushgm 'tsa waab
 waab shiwi/aaykw-
 sha
 waab lacksh
 waab shahoan
 waab sheepg



waab
 waab ent haboal-
 ggaldsap
 ggaldm wa'at
 waab dsuds
 waab 'biyaan
 waab daala
 waab tckoackg
 'tsushgm 'tsa waab
 waab shiwi/aaykw-
 sha
 waab lacksh
 waab shahoan
 waab sheepg



waab
 waab ent haboal-
 ggaldsap
 ggaldm wa'at
 waab dsuds
 waab 'biyaan
 waab daala
 waab tckoackg
 'tsushgm 'tsa waab
 waab shiwi/aaykw-
 sha
 waab lacksh
 waab shahoan
 waab sheepg

Have the students circle the word for each picture.



waab
 waab ent haboal-
 ggaldsap
 ggaldm wa'at
 waab dsuds
 waab 'biyaan
 waab daala
 waab tckoackg
 'tsushgm 'tsa waab
 waab shiwi/aaykw-
 sha
 waab lacksh
 waab shahoan
 waab sheepg




waab
 waab ent haboal-
 ggaldsap
 ggaldm wa'at
 waab dsuds
 waab 'biyaan
 waab daala
 waab tckoackg
 'tsushgm 'tsa waab
 waab shiwi/aaykw-
 sha
 waab lacksh
 waab shahoan
 waab sheepg




waab
 waab ent haboal-
 ggaldsap
 ggaldm wa'at
 waab dsuds
 waab 'biyaan
 waab daala
 waab tckoackg
 'tsushgm 'tsa waab
 waab shiwi/aaykw-
 sha
 waab lacksh
 waab shahoan
 waab sheepg



waab
 waab ent haboal-
 ggaldsap
 ggaldm wa'at
 waab dsuds
 waab 'biyaan
 waab daala
 waab tckoackg
 'tsushgm 'tsa waab
 waab shiwi/aaykw-
 sha
 waab lacksh
 waab shahoan
 waab sheepg



waab
 waab ent haboal-
 ggaldsap
 ggaldm wa'at
 waab dsuds
 waab 'biyaan
 waab daala
 waab tckoackg
 'tsushgm 'tsa waab
 waab shiwi/aaykw-
 sha
 waab lacksh
 waab shahoan
 waab sheepg



waab
 waab ent haboal-
 ggaldsap
 ggaldm wa'at
 waab dsuds
 waab 'biyaan
 waab daala
 waab tckoackg
 'tsushgm 'tsa waab
 waab shiwi/aaykw-
 sha
 waab lacksh
 waab shahoan
 waab sheepg

Have the students cut out the words. Show the vocabulary pictures and the students should show you the words for them.

waab

waab ent haboal ggaldsap

ggaldm wa'at

waab dsuds

waab 'biyaan

waab daala

waab tckoackg

'tsushgm 'tsa waab

waab shiwi/aaykwsha

waab lacksh

waab shahoan

waab sheepg

Basic Reading

Encoding

Have the students cut out the word parts and glue them into the words.

wa_____

waab _____ ggaldsap

_____m wa'at

waab d_____

waab _____n

_____aala

waab _____kg

_____ 'tsa waab

waab shiwi/a _____a

waab _____sh

waab sha _____

waab s _____g

suds

'tsushgm

aykwsh

waab d

hoan

ab

ggald

heep

lack

ent haboal

tckoac

'biyaa

Have the students cut out the word halves and glue them together.

wa

m wa'at

waab ent hab

yaan

ggald

oackg

waab d

sa waab

waab 'bi

cksh

waab da

ahoan

waab tck

epg

'tsushgm 't

aykwsha

waab shiwi/a

oal ggaldsap

waab la

ab

waab sh

ala

waab she

suds

Have the students cut out the letters and spell the word for the picture.



b s w d a

d a s u

Basic Writing

Have the students complete the words by writing the missing parts.

_____ab

waab ent hab _____ldsap

ggaldm _____

wa _____ds

wa _____yaan

wa _____ala

waab _____ackg

't _____m 'tσα waab

_____aykwsha


waab la _____

_____ahoan

waab s _____

Have the students write the words for the pictures.


























Dialog Activity Page

Have the students cut out the words below. Tell them which word(s) to put in the spaces in the dialog. Read the dialog with the students in choral, group, and individual forms. Change the word(s) after each round.

a. Nda dm goayn?

b. Dm goayu da awaa _____.

b. Adat 'nuun?

a. _____ dm goayu.

waab

waab ent haboal
ggaldsap

ggaldm wa'at

waab dsuds

waab 'biyaan waab daala

waab tckoackg

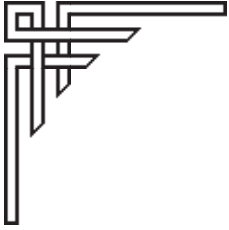
'tsushgm 'tsa
waab

waab shi-
wi/aaykwsha

waab shahoan

waab sheepg

Unit Assessment



Tsimshian Language Program

Unit Assessment Teacher's Notes

Cycle A Beginners Grade 9-11

Grade _____

Unit 10

Theme: Types of Buildings

Date: _____



Provide each student with a copy of the **students' pages**. Read the following questions; the students answer the questions on their copies of the assessment.

Basic Listening

“Turn to page 1 in your test. Look at the pictures in the boxes.”

1. “Write the number 1 on top of the picture of **waab**.”
2. “Write the number 2 on top of the picture of **waab ent haboal ggaldsap**.”
3. “Write the number 3 on top of the picture of **ggaldm wa'at**.”
4. “Write the number 4 on top of the picture of **waab dsuds**.”
5. “Write the number 5 on top of the picture of **waab 'biyaan**.”
6. “Write the number 6 on top of the picture of **waab daala**.”
7. “Write the number 7 on top of the picture of **waab tckoackg**.”
8. “Write the number 8 on top of the picture of **'tsushgm 'tsa waab**.”
9. “Write the number 9 on top of the picture of **waab shiwi/aaykwsha**.”
10. “Write the number 10 on top of the picture of **waab lacksh**.”
11. “Write the number 11 on top of the picture of **waab shahoan**.”
12. “Write the number 12 on top of the picture of **waab sheeppg**.”

Sight Recognition

“Turn to page 3 in your test.”

“Look at the pictures in the boxes. Circle the word for each picture.”

Decoding/Encoding

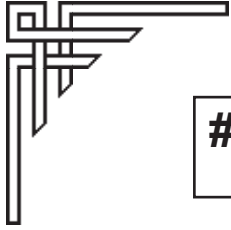
“Turn to page 5 in your test.”

“Look at the word parts in the boxes. Circle the other half or part of each word.”

Basic Writing

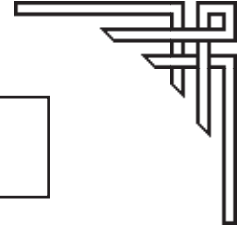
“Turn to page 7 in your test.”

“Look at the pictures in the boxes. Write the word for each picture.”



Correct:

% Correct:



Unit Assessment

Student Pages

Cycle A Beginners Grade 9-11

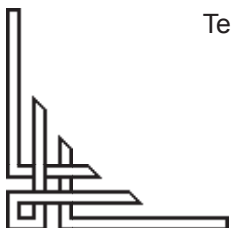
Unit 10

Theme: Types of Buildings

Date: _____

Student's Name: _____

Grade: _____



Teacher: To get a percentage for this student's assessment:

divide the total number of questions correct by the total number of questions; multiply this answer by 100 to determine the percentage of questions answered correctly.
















[Empty box]



[Empty box]



[Empty box]




[Empty box]



[Empty box]



[Empty box]





waab
 waab ent haboal-
 ggaldsap
 ggaldm wa'at
 waab dsuds
 waab 'biyaan
 waab daala
 waab tckoackg
 'tsushgm 'tsa waab
 waab shiwi/aaykw-
 sha
 waab lacksh
 waab shahoan
 waab sheepg



waab
 waab ent haboal-
 ggaldsap
 ggaldm wa'at
 waab dsuds
 waab 'biyaan
 waab daala
 waab tckoackg
 'tsushgm 'tsa waab
 waab shiwi/aaykw-
 sha
 waab lacksh
 waab shahoan
 waab sheepg



waab
 waab ent haboal-
 ggaldsap
 ggaldm wa'at
 waab dsuds
 waab 'biyaan
 waab daala
 waab tckoackg
 'tsushgm 'tsa waab
 waab shiwi/aaykw-
 sha
 waab lacksh
 waab shahoan
 waab sheepg



waab
 waab ent haboal-
 ggaldsap
 ggaldm wa'at
 waab dsuds
 waab 'biyaan
 waab daala
 waab tckoackg
 'tsushgm 'tsa waab
 waab shiwi/aaykw-
 sha
 waab lacksh
 waab shahoan
 waab sheepg




waab
 waab ent haboal-
 ggaldsap
 ggaldm wa'at
 waab dsuds
 waab 'biyaan
 waab daala
 waab tckoackg
 'tsushgm 'tsa waab
 waab shiwi/aaykw-
 sha
 waab lacksh
 waab shahoan
 waab sheepg




waab
 waab ent haboal-
 ggaldsap
 ggaldm wa'at
 waab dsuds
 waab 'biyaan
 waab daala
 waab tckoackg
 'tsushgm 'tsa waab
 waab shiwi/aaykw-
 sha
 waab lacksh
 waab shahoan
 waab sheepg



waab
waab ent haboal-
ggaldsap
ggaldm wa'at
waab dsuds
waab 'biyaan
waab daala
waab tckoackg
'tsushgm 'tsa waab
waab shiwi/aaykw-
sha
waab lacksh
waab shahoan
waab sheepg




waab
waab ent haboal-
ggaldsap
ggaldm wa'at
waab dsuds
waab 'biyaan
waab daala
waab tckoackg
'tsushgm 'tsa waab
waab shiwi/aaykw-
sha
waab lacksh
waab shahoan
waab sheepg



waab
waab ent haboal-
ggaldsap
ggaldm wa'at
waab dsuds
waab 'biyaan
waab daala
waab tckoackg
'tsushgm 'tsa waab
waab shiwi/aaykw-
sha
waab lacksh
waab shahoan
waab sheepg



waab
waab ent haboal-
ggaldsap
ggaldm wa'at
waab dsuds
waab 'biyaan
waab daala
waab tckoackg
'tsushgm 'tsa waab
waab shiwi/aaykw-
sha
waab lacksh
waab shahoan
waab sheepg



waab
waab ent haboal-
ggaldsap
ggaldm wa'at
waab dsuds
waab 'biyaan
waab daala
waab tckoackg
'tsushgm 'tsa waab
waab shiwi/aaykw-
sha
waab lacksh
waab shahoan
waab sheepg



waab
waab ent haboal-
ggaldsap
ggaldm wa'at
waab dsuds
waab 'biyaan
waab daala
waab tckoackg
'tsushgm 'tsa waab
waab shiwi/aaykw-
sha
waab lacksh
waab shahoan
waab sheepg

waab shiwi/a

ab
al ggald-
sap
dm wa'at
suds
iyaan
ala
ackg
gm 'tσα
waab
aykwsha
acksh
hahoan
eepg

waab da

ab
al ggald-
sap
dm wa'at
suds
iyaan
ala
ackg
gm 'tσα
waab
aykwsha
acksh
hahoan
eepg

waab ent habo

ab
al ggald-
sap
dm wa'at
suds
iyaan
ala
ackg
gm 'tσα
waab
aykwsha
acksh
hahoan
eepg

waab sh

ab
al ggald-
sap
dm wa'at
suds
iyaan
ala
ackg
gm 'tσα
waab
aykwsha
acksh
hahoan
eepg

waab tcko

ab
al ggald-
sap
dm wa'at
suds
iyaan
ala
ackg
gm 'tσα
waab
aykwsha
acksh
hahoan
eepg

waab d

ab
al ggald-
sap
dm wa'at
suds
iyaan
ala
ackg
gm 'tσα
waab
aykwsha
acksh
hahoan
eepg

ggal

ab
al ggald-
sap
dm wa'at
suds
iyaan
ala
ackg
gm 'tσα
waab
aykwsha
acksh
hahoan
eepg

'tsush

ab
al ggald-
sap
dm wa'at
suds
iyaan
ala
ackg
gm 'tσα
waab
aykwsha
acksh
hahoan
eepg

waab s

ab
al ggald-
sap
dm wa'at
suds
iyaan
ala
ackg
gm 'tσα
waab
aykwsha
acksh
hahoan
eepg

waab 'b


ab
al ggald-
sap
dm wa'at
suds
iyaan
ala
ackg
gm 'tσα
waab
aykwsha
acksh
hahoan
eepg

wa

ab
al ggald-
sap
dm wa'at
suds
iyaan
ala
ackg
gm 'tσα
waab
aykwsha
acksh
hahoan
eepg

waab l

ab
al ggald-
sap
dm wa'at
suds
iyaan
ala
ackg
gm 'tσα
waab
aykwsha
acksh
hahoan
eepg





Blank rectangular box for labeling the classroom scene.



Blank rectangular box for labeling the doctor examination scene.



Blank rectangular box for labeling the bank scene.



Blank rectangular box for labeling the church scene.



Blank rectangular box for labeling the construction scene.



Blank rectangular box for labeling the grocery store scene.