

Cycle A • Beginners • Shm'algyack

Student Support Materials

UNIT 1

My Body Parts



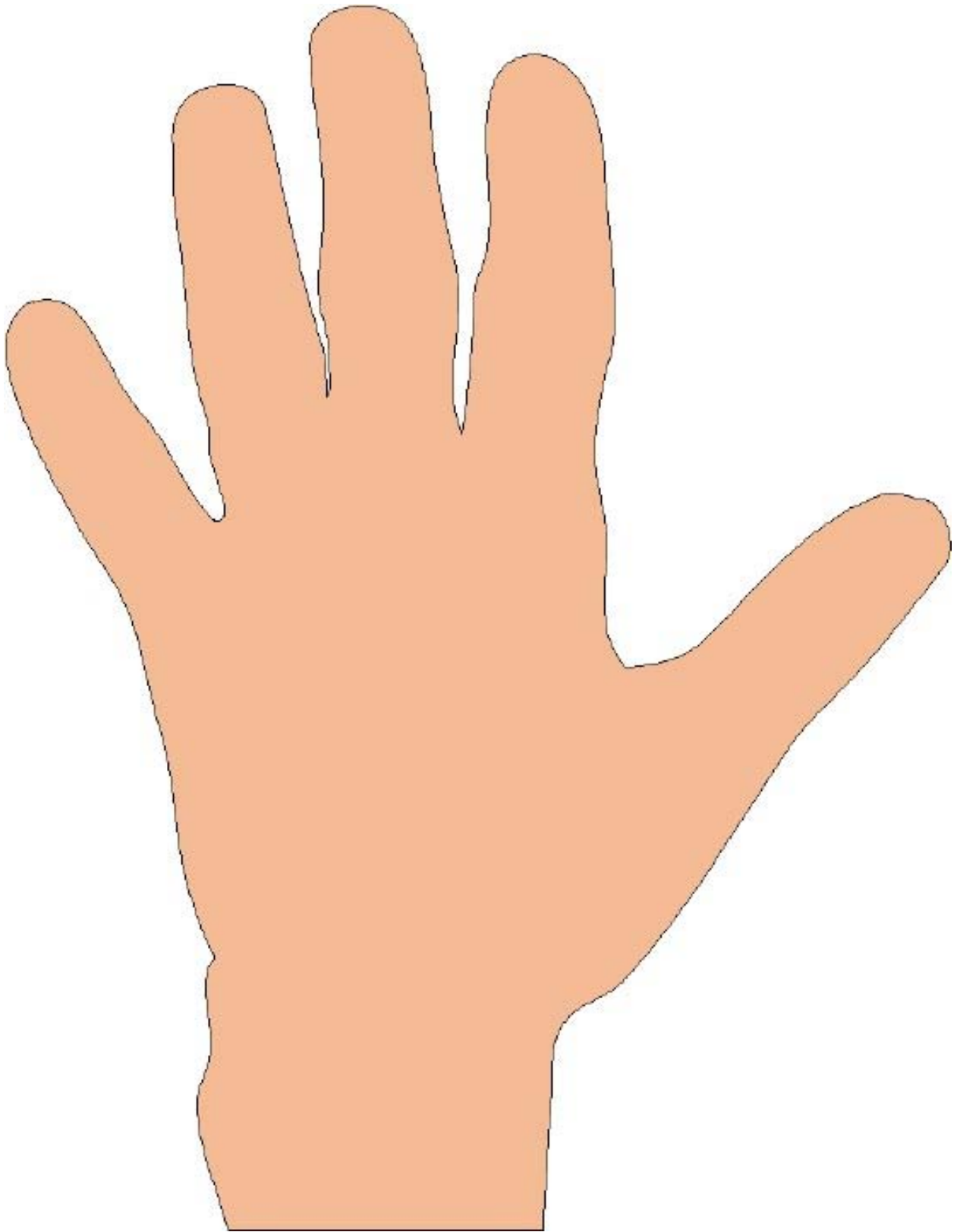
Sealaska Heritage Institute

Vocabulary Pictures

'dmggowshu (my head)



an'onu (my hand)




‘dsacku (my nose)




‘dsmooyu (my ear)



wileetu (my eye)



moashu (my thumb)




'dsalu (my face)



tcka'moayu (my body)




ggaygu (my chest)



'waanu (my tooth)



'waayu (my hip)

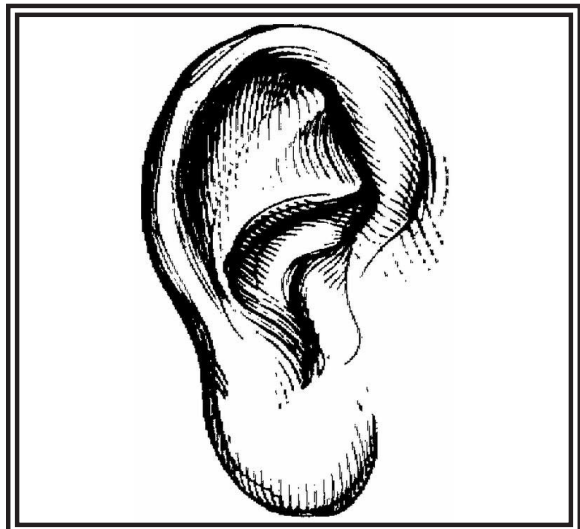

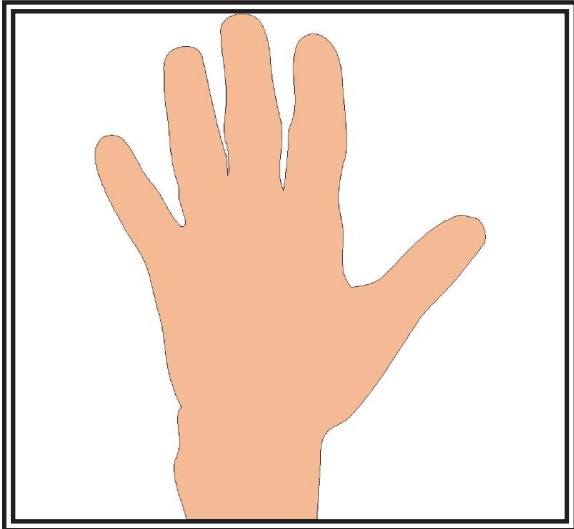



gga'dsiwaldu (my finger)






Basic Listening

Have the students cut out the vocabulary pictures; say the words and they show the pictures.


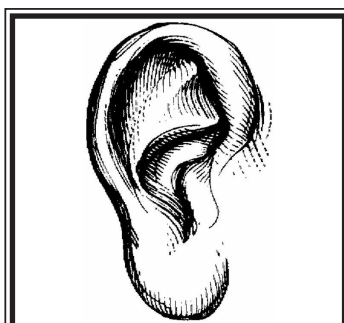


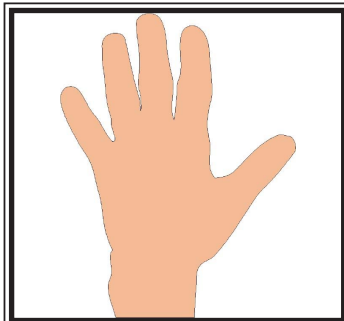



Have the students cut out the vocabulary pictures; say the words and they show the pictures.



Say the vocabulary words; the students write the numbers under the pictures.

1. 'dmggowshu
2. an'onu
3. 'dsacku
4. 'dsmooyu
5. wileelu
6. moashu
7. 'dsalu
8. tcka'moayu
9. ggaygu
10. 'waanu
11. waayu
12. gga'dsiwaaldu



Basic Reading

Sight Recognition

‘dmggowshu

an’*onu*

57

‘dsacku

‘dsmooyu

wileelu

58

moashu

‘dsalu

tcika’ moayu

59

ggaygu

‘waaanu

waaayu

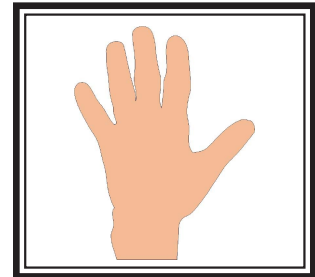

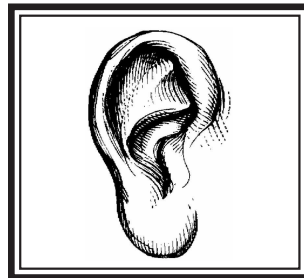


60

gga’ dsiwaaaldu

Have the students find this unit's vocabulary words in the word find. They should circle the words or highlight them. You can project the word find onto the board and have the students draw configurations around the words. Turn off the overhead, showing only the word configurations on the board. The students then identify the words by their configurations.

rwerfdíixángiobje;rongaeojgweigni;fW;lOwrjdarlgms-
ww'fbmtcka'moayuerpodíistlak'ángiilaermorcaneqgle-
jberlgnaedíistláayrgelrersdxyádjfblergmnodlw3ler-
rlwrgowengga'dsiwaalduiqliurvikt'árdfrw-
ergeereroproposalsrlijergljerglaeqavvikrlergk'ulaer-
erliaer'dsmooyuierlije4t43ooijduqvidíixyáa'dmggow-
shuytuqqrgojdrgflmxc.mbcvdirerlgjaeridrhiadrfn-
rhialuktuqdíikajoirnglts'áerlgdfoijerlmadrgoinweglj-
drolaergoerjinauraqgljrgoljergoergoljdrgojerjiji-
ilmvoewrak'áasouweknbojw't'áerljmqaniqtuqgnaldbJji-
iiarbleraanansgladrglwengdbfletgljrlkgoiivvaq-
turvikqak'uetaktuktukst'áljwerlmvjijuustaliqv-
vatublatjobnaegoaran'onundíistláayerferhgalmado-
hertnerobjepiipiq;roniutuiyiqwjwwjanuqliktuqwo-
jwgjwjwgpjwpgjdíixyáaywpjgjrgerdík'ulúujerpgjxág-
jepgpgk'ápojwrgpdíik'ulúuptaktukuqerhehehthrjrrrtjr-
jrrjeiniqpa'dsackukethrthjwdíigyúu56k6ioyfhhj,yyuryr-
wwsinigvikpopwbdíist'áaympswpt'áwpsapwsp-
wqdíikajpgppgxánmoashuk'ánanhqfolxyák'ángalal-
lldíxdk'ágyúkiouldíikúnlunak'ádíigyúujwt'áerljmq-
nialaqololsheejiiweigni;fWggaygu;lresourcesmergojdf
bmerjijuutm'waanudfojakúrmnaunratoravinngaqmau-
rluqglejberlnasheejijoeergelerawi/ee/uniksivdíist'áay-
chaqliqtuqmsdfgwaayufheewqergcuyt'áshahah-
nurluqqwofhgqoexploradíikúnyut'áqtuqdíixángiiaqn-
odlw3luunaaqtuqertrlwrgowerglne'dsalurlunak'ádíi-
gyúushahanherlerglaereragrits'ángal'qeqeecosysniri-
navikteaqiqauruqklaqmsdrgflmxánt'ak'efhiahnfeieHkl-

Have the students cut out the words and attach them to their pictures.



'dmggowshu

an'onu

'dsacku

'dsmooyu

wileelu

moashu

'dsalu

tcka'moayu

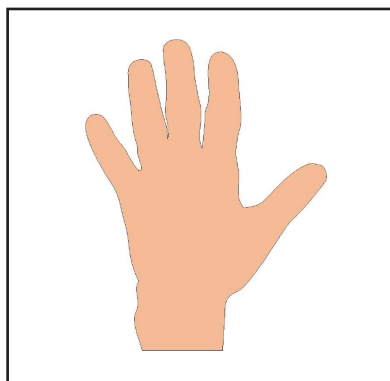
ggaygu

'waanu

waayu

gga'dsiwaaldu


Have the students circle the word for each picture.



'dmggowshu
an'onu
'dsacku
'dsmooyu
wileelu
moashu
'dsalu
tcka'moayu
ggaygu
'waanu
waayu
gga'dsiwaaldu




'dmggowshu
an'onu
'dsacku
'dsmooyu
wileelu
moashu
'dsalu
tcka'moayu
ggaygu
'waanu
waayu
gga'dsiwaaldu



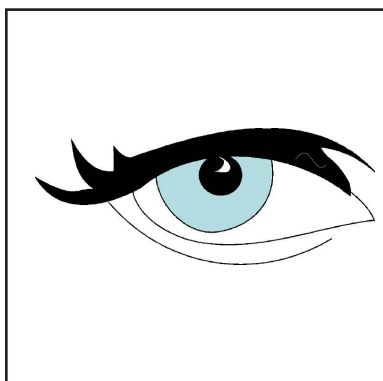
'dmggowshu
an'onu
'dsacku
'dsmooyu
wileelu
moashu
'dsalu
tcka'moayu
ggaygu
'waanu
waayu
gga'dsiwaaldu



'dmggowshu
an'onu
'dsacku
'dsmooyu
wileelu
moashu
'dsalu
tcka'moayu
ggaygu
'waanu
waayu
gga'dsiwaaldu



'dmggowshu
an'onu
'dsacku
'dsmooyu
wileelu
moashu
'dsalu
tcka'moayu
ggaygu
'waanu
waayu
gga'dsiwaaldu




'dmggowshu
an'onu
'dsacku
'dsmooyu
wileelu
moashu
'dsalu
tcka'moayu
ggaygu
'waanu
waayu
gga'dsiwaaldu

Have the students circle the word for each picture.




'dmggowshu
an'onu
'dsacku
'dsmooyu
wileelu
moashu
'dsalu
tcka'moayu
ggaygu
'waanu
waayu
gga'dsiwaaldu



'dmggowshu
an'onu
'dsacku
'dsmooyu
wileelu
moashu
'dsalu
tcka'moayu
ggaygu
'waanu
waayu
gga'dsiwaaldu



'dmggowshu
an'onu
'dsacku
'dsmooyu
wileelu
moashu
'dsalu
tcka'moayu
ggaygu
'waanu
waayu
gga'dsiwaaldu



'dmggowshu
an'onu
'dsacku
'dsmooyu
wileelu
moashu
'dsalu
tcka'moayu
ggaygu
'waanu
waayu
gga'dsiwaaldu



'dmggowshu
an'onu
'dsacku
'dsmooyu
wileelu
moashu
'dsalu
tcka'moayu
ggaygu
'waanu
waayu
gga'dsiwaaldu



'dmggowshu
an'onu
'dsacku
'dsmooyu
wileelu
moashu
'dsalu
tcka'moayu
ggaygu
'waanu
waayu
gga'dsiwaaldu

Have the students cut out the words. Show the vocabulary pictures and the students should show you the words for them.

'dmggowshu
an'onu
'dsacku
'dsmooyu
wileelu
moashu
'dsalu
tcka'moayu
ggaygu
'waanu
waayu
gga'dsiwaaldu

Basic Reading

Encoding

Have the students cut out the word parts and glue them into the words.

'dmg___shu

___onu

'dsa___

'd___oyu

wile___

___shu

___lu

tcka'm___u

gga___

'w___u

___yu

g___siwaaldu

waa

cku

aan

an'

e/lu

oay

ga'd

'dsa

gow

moa

smo

ygu

Have the students cut out the word halves and glue them together.

'dmgg

an'

'dsa

'dsmo

wile

moa

'ds

tcka'm

gga

'wa

wa

gga'ds

e/lu

ayu

owshu

anu

oayu

ygu

iwaaldu

onu

alu

cku

shu

oyu

Have the students cut out the letters and spell the word for the picture.



k u a t m
o c a' y

Basic Writing

Have the students complete the words by writing the missing parts.

'dmg___shu

___onu

'dsa___

'd___oyu

wile___

___shu

___lu

tcka'm___u


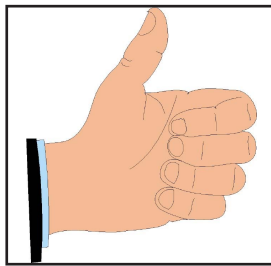

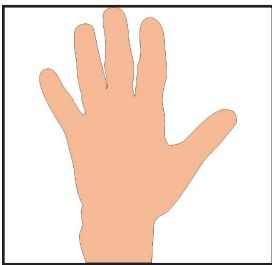

gga___

'w___u

___yu

g_____siwaaldu

Have the students write the words for the pictures.



Dialog Activity Page

Have the students cut out the words below. Tell them which word(s) to put in the spaces in the dialog. Read the dialog with the students in choral, group, and individual forms. Change the word(s) after each round.

a. Nda wil sheepgn?

b. Sheepga _____.

a. ‘Guba gway’ a.

b. Oa.

‘dmggowshu an’onu

‘dsacku

‘dsmooyu

wi/ee/u

moashu

‘dsalu

tcka’moayu

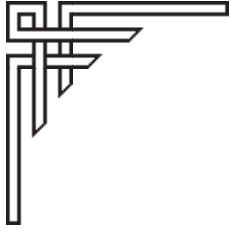
ggaygu

‘waanu

waayu

gga’dsiwaaldu

Unit Assessment



Tsimshian Language Program

Unit Assessment Teacher's Notes

Cycle A Beginners Grade 9-11

Grade _____

Unit 1

Theme: My Body Parts

Date: _____



Provide each student with a copy of the **students' pages**. Read the following questions; the students answer the questions on their copies of the assessment.

Basic Listening

“Turn to page 1 in your test. Look at the pictures in the boxes.”

1. “Write the number 1 on top of the picture of **'dmggowshu.**”
2. “Write the number 2 on top of the picture of **an'onu.**”
3. “Write the number 3 on top of the picture of **'dsacku.**”
4. “Write the number 4 on top of the picture of **'dsmooyu.**”
5. “Write the number 5 on top of the picture of **wileelu.**”
6. “Write the number 6 on top of the picture of **moashu.**”
7. “Write the number 7 on top of the picture of **'dsalu.**”
8. “Write the number 8 on top of the picture of **tcka'moayu.**”
9. “Write the number 9 on top of the picture of **ggaygu.**”
10. “Write the number 10 on top of the picture of **'waanu.**”
11. “Write the number 11 on top of the picture of **waayu.**”
12. “Write the number 12 on top of the picture of **gga'dsiwaaldu.**”

Sight Recognition

“Turn to page 3 in your test.”

“Look at the pictures in the boxes. Circle the word for each picture.”

Decoding/Encoding

“Turn to page 5 in your test.”

“Look at the word parts in the boxes. Circle the other half or part of each word.”

Basic Writing

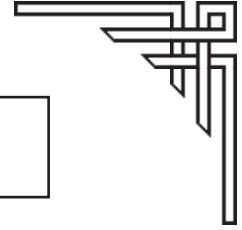
“Turn to page 7 in your test.”

“Look at the pictures in the boxes. Write the word for each picture.”



Correct:

% Correct:



Unit Assessment

Student Pages

Cycle A Beginners Grade 9-11

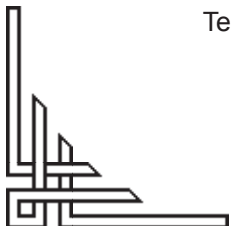
Unit 1

Theme: My Body Parts

Date: _____

Student's Name: _____

Grade: _____



Teacher: To get a percentage for this student's assessment:

divide the total number of questions correct by the total number of questions; multiply this answer by 100 to determine the percentage of questions answered correctly.




[Empty box]



[Empty box]


[Empty box]



[Empty box]

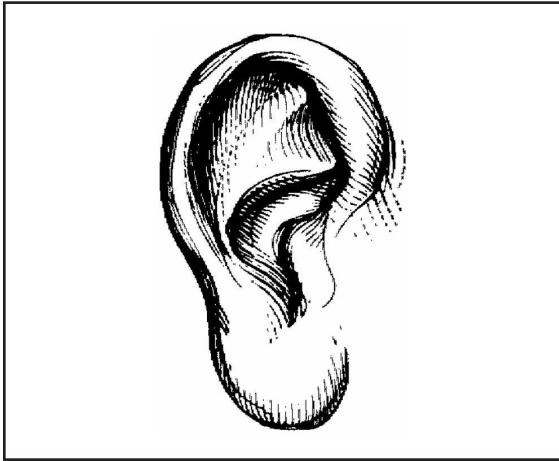


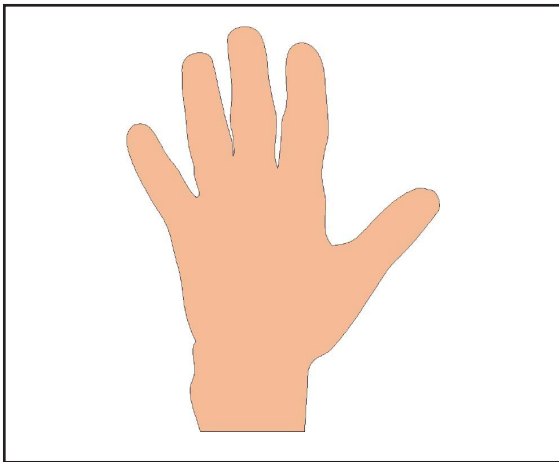
[Empty box]





[Empty box]

















'dmggowshu
 an'onu
 'dsacku
 'dsmooyu
 wileelu
 moashu
 'dsalu
 tcka'moayu
 ggaygu
 'waanu
 waayu
 gga'dsiwaaldu



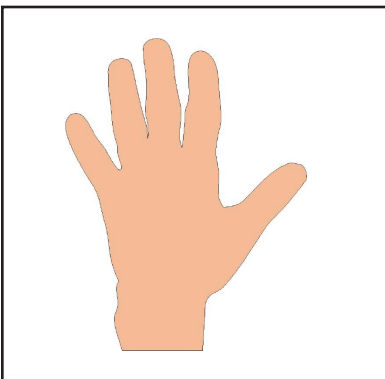
'dmggowshu
 an'onu
 'dsacku
 'dsmooyu
 wileelu
 moashu
 'dsalu
 tcka'moayu
 ggaygu
 'waanu
 waayu
 gga'dsiwaaldu



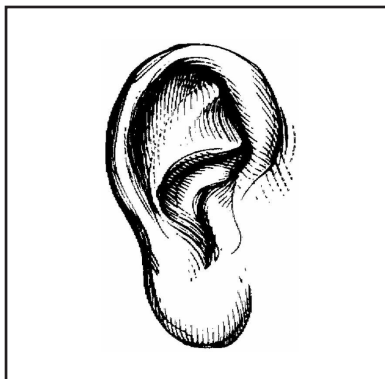
'dmggowshu
 an'onu
 'dsacku
 'dsmooyu
 wileelu
 moashu
 'dsalu
 tcka'moayu
 ggaygu
 'waanu
 waayu
 gga'dsiwaaldu




'dmggowshu
 an'onu
 'dsacku
 'dsmooyu
 wileelu
 moashu
 'dsalu
 tcka'moayu
 ggaygu
 'waanu
 waayu
 gga'dsiwaaldu




'dmggowshu
 an'onu
 'dsacku
 'dsmooyu
 wileelu
 moashu
 'dsalu
 tcka'moayu
 ggaygu
 'waanu
 waayu
 gga'dsiwaaldu



'dmggowshu
 an'onu
 'dsacku
 'dsmooyu
 wileelu
 moashu
 'dsalu
 tcka'moayu
 ggaygu
 'waanu
 waayu
 gga'dsiwaaldu



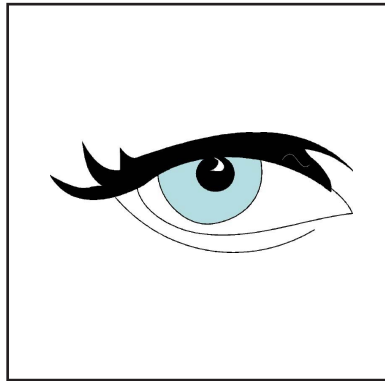
'dmggowshu
an'onu
'dsacku
'dsmooyu
wileelu
moashu
'dsalu
tcka'moayu
ggaygu
'waanu
waayu
gga'dsiwaaldu




'dmggowshu
an'onu
'dsacku
'dsmooyu
wileelu
moashu
'dsalu
tcka'moayu
ggaygu
'waanu
waayu
gga'dsiwaaldu



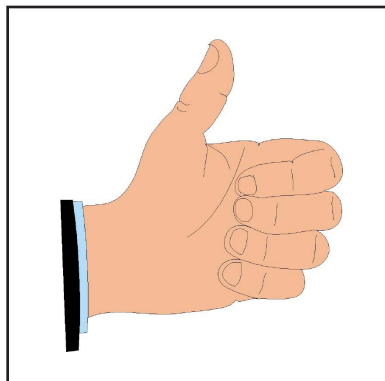
'dmggowshu
an'onu
'dsacku
'dsmooyu
wileelu
moashu
'dsalu
tcka'moayu
ggaygu
'waanu
waayu
gga'dsiwaaldu



'dmggowshu
an'onu
'dsacku
'dsmooyu
wileelu
moashu
'dsalu
tcka'moayu
ggaygu
'waanu
waayu
gga'dsiwaaldu



'dmggowshu
an'onu
'dsacku
'dsmooyu
wileelu
moashu
'dsalu
tcka'moayu
ggaygu
'waanu
waayu
gga'dsiwaaldu



'dmggowshu
an'onu
'dsacku
'dsmooyu
wileelu
moashu
'dsalu
tcka'moayu
ggaygu
'waanu
waayu
gga'dsiwaaldu

tcka'

owshu
nu
cku
ooyu
e/lu
shu
alu
moayu
ygu
anu
yu
siwaaldu

'wa

owshu
nu
cku
ooyu
e/lu
shu
alu
moayu
ygu
anu
yu
siwaaldu

an'o

owshu
nu
cku
ooyu
e/lu
shu
alu
moayu
ygu
anu
yu
siwaaldu

gga'd

owshu
nu
cku
ooyu
e/lu
shu
alu
moayu
ygu
anu
yu
siwaaldu

wile

owshu
nu
cku
ooyu
e/lu
shu
alu
moayu
ygu
anu
yu
siwaaldu

'dsa

owshu
nu
cku
ooyu
e/lu
shu
alu
moayu
ygu
anu
yu
siwaaldu

gga

owshu
nu
cku
ooyu
e/u
shu
alu
moayu
ygu
anu
yu
siwaaldu

'dsm

owshu
nu
cku
ooyu
e/u
shu
alu
moayu
ygu
anu
yu
siwaaldu

'dmgg

owshu
nu
cku
ooyu
e/u
shu
alu
moayu
ygu
anu
yu
siwaaldu

'ds

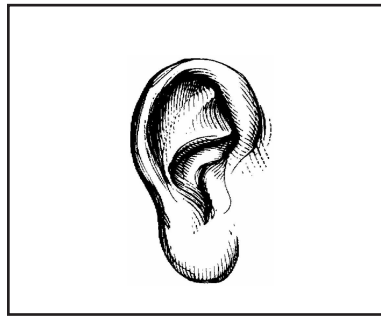

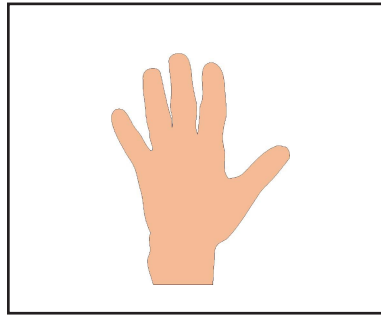

owshu
nu
cku
ooyu
e/u
shu
alu
moayu
ygu
anu
yu
siwaaldu

waa

owshu
nu
cku
ooyu
e/u
shu
alu
moayu
ygu
anu
yu
siwaaldu

moa

owshu
nu
cku
ooyu
e/u
shu
alu
moayu
ygu
anu
yu
siwaaldu





Blank rectangular box for labeling the first illustration.




Blank rectangular box for labeling the second illustration.



Blank rectangular box for labeling the third illustration.



Blank rectangular box for labeling the fourth illustration.



Blank rectangular box for labeling the fifth illustration.



Blank rectangular box for labeling the sixth illustration.