

Cycle A • Beginners • Shm'alyack

# Student Support Materials

UNIT 2

My Family



Sealaska Heritage Institute

# Vocabulary Pictures

noayu (my mother)



**nagwaadu** (my father)




shu'pashm hlmkdeeyu (my young brother/sister)






hlgaawgu (my sister)



n'dse'etsm (our grandmother)



*da'ashm* (our aunt)







**nabeebm** (our uncle)




**hlgaawgt** (her/his sister)



hlmkdeeyu (my brother/sister) (our grandmother)



*wakyat* (his/her brother)



'yoota (boy/man)





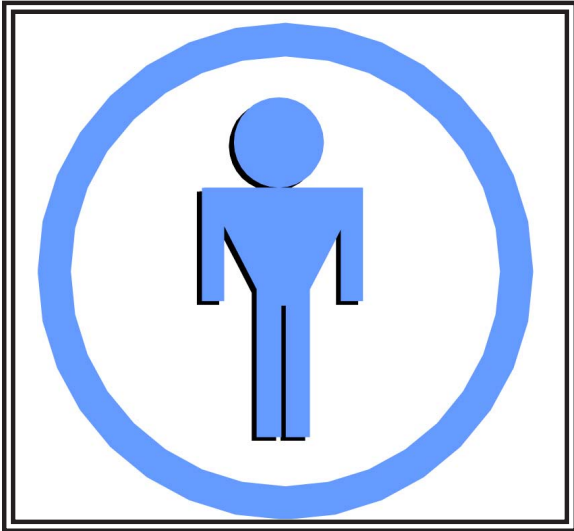


**hana'ack** (girl/woman)







# Basic Listening

Have the students cut out the vocabulary pictures; say the words and they show the pictures.




Have the students cut out the vocabulary pictures; say the words and they show the pictures.

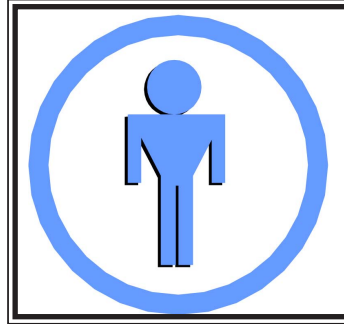


Say the vocabulary words; the students write the numbers under the pictures.

1. noayu, 2. nagwaadu, 3. shu'pashm himkdeeyu, 4. hlgaawgu, 5. n'dse'etsm
6. da'ashm, 7. nabeebm, 8. hlgaawgt, 9. himkdeeyu, 10. wakyat, 11. 'yoota
12. hana'ack































# Basic Reading

## Sight Recognition

**noayyu**

**nagwaadu**

57

**shu'pashm hlmkdeeyu**

**hlgaavgu**

**n' dse' etsm**

**da' ashm**

**nabeebm**

**hlgawgt**

**hlmkdeeyu**

**wakkyat**

**'yoota**

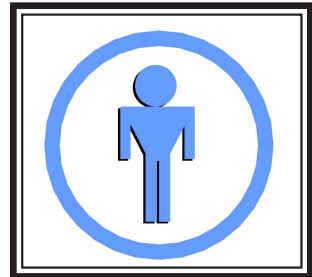







**hana'ack**



Have the students find this unit's vocabulary words in the word find. They should circle the words or highlight them. You can project the word find onto the board and have the students draw configurations around the words. Turn off the overhead, showing only the word configurations on the board. The students then identify the words by their configurations.

rwerfdíxánn'dse'etsmgiiobje;rongaeweigni;fW;lOwrj-  
arlgmww'fbmerpodíistlak'ángiilaermorcaneqglejberl-  
gnaedíistláayrgelrersdxyádjflwergmnodlw3lertrlwr-  
goweniqliurvikt'árdfrwergreroprnagwaaduoposalsrli-  
jergljerglaeqavviknabeebmrlergk'ulaererliaerierlije4t4-  
ooijduqvidíixyáaytuqqrgojdrgflmxc.mbcvdirerlg-  
jaeridrhiadrfrnrhshu'pashmhlmkdeeyuialuktuqdíika-  
joirnglts'áerlgdfoijerlmadrgoinwegljdroaergoerjinau-  
raqglgoljergoergoljdrgojerjijiilmvowakatewraak'áaso-  
weknbojáerljmqaniqtuqgnaldbJjijiiarbleraanansgladr-  
lwengdbfletgljrkgoiivvaqtuana'ackrvikqak'uetaktuk-  
tukst'áljwerlmvjijuustaliqvvatublajobnanaoyue-  
goarndíistlyerferhgalmadohertnerobjepiipiq;roniutuiy-  
iqwjwwjnuqliktuqwojwgjwjwgpjwpgjdíixyáayw-  
pjgjrgerdiiulúujerpgjxágjepgpgk'ápojwrgpdíik'ulúup-  
taktuktuqerhehehthrjrrrtjrjrrjeiniqpakethrthjwdíi-  
gyúu56k6ioyfhhj,yyuryulrwwsinigvikpopwb-  
díist'áaympswpt'áwpsapwspwqdíikajpgpgpxánk'ánhl-  
gaawguanhqfolxyák'ángalalldíxdk'ágyúkiouldíikúnlu-  
nak'ádíigyúujwt'áerljmqanialaqaolohlmkdeeyusheeji-  
weigni;fW;lresourcesmergojdfbmerjijuutmdfojakúrnmn  
aunratoravinngaqmaurluqglejberlnasheejiioeergel-  
da'ashmeraniksivdíist'áaychaqliqtuqmsd-  
fgfheewqergcuyt'áshhahnurluqqwofhgqoexplo-  
radíikúnyut'áqtuqdíihlgaawgtxángiiqnodlw3luunaaq-  
tuqertrlwrgowerglnerlunak'ádíigyúshahanherlerglaer-  
eragrits'yoota'ángal'qeqeecosysnirinavikteaqiqau-  
ruqklaqmsdrgflmxánt'ak'áhgjaerrhit'áceanavehlgeebe-

Have the students cut out the words and attach them to their pictures.



**noayu**

**nagwaadu**

**shu'pashm  
hlmkdeeyu**

**hlgaawgu**

**n'dse'etsm**

**da'ashm**

**nabeebm**

**hlgaawgt**

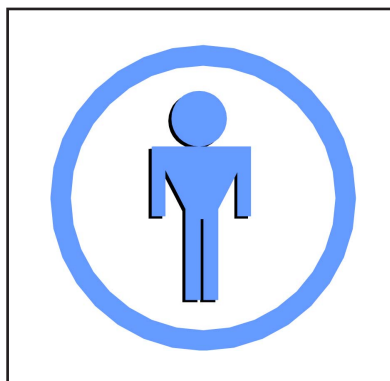
**hlmkdeeyu**

**wakyat**


**'yoota**

**'yoota**

Have the students circle the word for each picture.




noayu  
nagwaadu  
shu'pashm-  
hlmkdeeyu  
hlgaawgu  
n'dse'etsm  
da'ashm  
nabeebm  
hlgaawgt  
hlmkdeeyu  
wakyat  
'yoota  
hana'ack



noayu  
nagwaadu  
shu'pashm-  
hlmkdeeyu  
hlgaawgu  
n'dse'etsm  
da'ashm  
nabeebm  
hlgaawgt  
hlmkdeeyu  
wakyat  
'yoota  
hana'ack



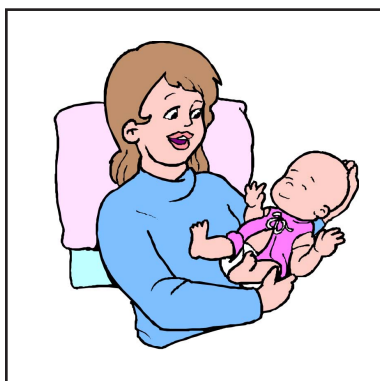
noayu  
nagwaadu  
shu'pashm-  
hlmkdeeyu  
hlgaawgu  
n'dse'etsm  
da'ashm  
nabeebm  
hlgaawgt  
hlmkdeeyu  
wakyat  
'yoota  
hana'ack



noayu  
nagwaadu  
shu'pashm-  
hlmkdeeyu  
hlgaawgu  
n'dse'etsm  
da'ashm  
nabeebm  
hlgaawgt  
hlmkdeeyu  
wakyat  
'yoota  
hana'ack



noayu  
nagwaadu  
shu'pashm-  
hlmkdeeyu  
hlgaawgu  
n'dse'etsm  
da'ashm  
nabeebm  
hlgaawgt  
hlmkdeeyu  
wakyat  
'yoota  
hana'ack




noayu  
nagwaadu  
shu'pashm-  
hlmkdeeyu  
hlgaawgu  
n'dse'etsm  
da'ashm  
nabeebm  
hlgaawgt  
hlmkdeeyu  
wakyat  
'yoota  
hana'ack

Have the students circle the word for each picture.




noayu  
nagwaadu  
shu'pashm-  
hlmkdeeyu  
hlgaawgu  
n'dse'etsm  
da'ashm  
nabeebm  
hlgaawgt  
hlmkdeeyu  
wakyat  
'yoota  
hana'ack



noayu  
nagwaadu  
shu'pashm-  
hlmkdeeyu  
hlgaawgu  
n'dse'etsm  
da'ashm  
nabeebm  
hlgaawgt  
hlmkdeeyu  
wakyat  
'yoota  
hana'ack




noayu  
nagwaadu  
shu'pashm-  
hlmkdeeyu  
hlgaawgu  
n'dse'etsm  
da'ashm  
nabeebm  
hlgaawgt  
hlmkdeeyu  
wakyat  
'yoota  
hana'ack



noayu  
nagwaadu  
shu'pashm-  
hlmkdeeyu  
hlgaawgu  
n'dse'etsm  
da'ashm  
nabeebm  
hlgaawgt  
hlmkdeeyu  
wakyat  
'yoota  
hana'ack



noayu  
nagwaadu  
shu'pashm-  
hlmkdeeyu  
hlgaawgu  
n'dse'etsm  
da'ashm  
nabeebm  
hlgaawgt  
hlmkdeeyu  
wakyat  
'yoota  
hana'ack



noayu  
nagwaadu  
shu'pashm-  
hlmkdeeyu  
hlgaawgu  
n'dse'etsm  
da'ashm  
nabeebm  
hlgaawgt  
hlmkdeeyu  
wakyat  
'yoota  
hana'ack

Have the students cut out the words. Show the vocabulary pictures and the students should show you the words for them.

**noayu**

**nagwaadu**

**shu'pashm hlmkdeeyu**

**hlgaawgu**

**n'dse'etsm**

**da'ashm**

**nabeebm**

**hlgaawgt**

**hlmkdeeyu**

**wakyat**

**'yoota**

**hana'ack**







# Basic Reading

## Encoding

Have the students cut out the word parts and glue them into the words.

n\_\_\_\_u  
nagwa\_\_\_\_  
\_\_\_\_pashm hlmkdeeyu  
hlg\_\_\_\_gu  
n'dse'\_\_\_\_m  
da'a\_\_\_\_  
n\_\_\_\_ebm  
\_\_\_\_aawgt  
\_\_\_\_kdeeyu  
wak\_\_\_\_  
'y\_\_\_\_a  
h\_\_\_\_ack

abe

shu'

yat

ana'

adu

oot

hlg

oay

hlm

ets

aaw

shm

*Have the students cut out the word halves and glue them together.*

**no**

**awgu**

**nagw**

**ebm**

**shu'pashm**

**shm**

**hlga**

**ota**

**n'dse'**

**eeyu**

**da'a**

**ack**

**nabe**

**yat**

**hlga**

**hlmkdeeyu**

**hlmkd**

**aadu**

**wak**

**awgt**

**'yo**

**ayu**

**hana'**

**etsm**

Have the students cut out the letters and spell the word for the picture.



---

e m e' d

s t n' s

# Basic Writing

Have the students complete the words by writing the missing parts.

n \_\_\_ u

nagwa \_\_\_

\_\_\_ pashm hlmkdeeyu

hlg \_\_\_ gu

n'dse' \_\_\_ m

da'a \_\_\_

n \_\_\_ ebm

\_\_\_ aawgt






\_\_\_ kdeeyu

wak \_\_\_

'y \_\_\_ a

h \_\_\_ ack

Have the students write the words for the pictures.





# Dialog Activity Page

Have the students cut out the words below. Tell them which word(s) to put in the spaces in the dialog. Read the dialog with the students in choral, group, and individual forms. Change the word(s) after each round.

**a. Naadu gwee?**

**b. \_\_\_\_\_ gwee.**

**a. Ada gwa'a?**

**b. Ada \_\_\_\_\_ gwa'a.**


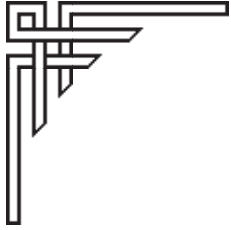
**noayu      nagwaadu      shu'pashm-      hlgawgu**

**hlmkdeeyu**

**n'dse'etsm      da'ashm      nabeebm      hlgawgt**

**hlmkdeeyu      wakyat      'yoota      hana'ack**

# Unit Assessment



# **Tsimshian Language Program**

## **Unit Assessment Teacher's Notes**

**Cycle A Beginners Grade 9-11**

**Grade \_\_\_\_\_**

**Unit 2**

**Theme: My Family**

**Date: \_\_\_\_\_**



Provide each student with a copy of the **students' pages**. Read the following questions; the students answer the questions on their copies of the assessment.

### Basic Listening

“Turn to page 1 in your test. Look at the pictures in the boxes.”

1. “Write the number 1 on top of the picture of **noayu**.”
2. “Write the number 2 on top of the picture of **nagwaadu**.”
3. “Write the number 3 on top of the picture of **shu'pashm hlmkdeeyu**.”
4. “Write the number 4 on top of the picture of **hlgaawgu**.”
5. “Write the number 5 on top of the picture of **n'dse'etsm**.”
6. “Write the number 6 on top of the picture of **da'ashm**.”
7. “Write the number 7 on top of the picture of **nabeebm**.”
8. “Write the number 8 on top of the picture of **hlgaawgt**.”
9. “Write the number 9 on top of the picture of **hlmkdeeyu**.”
10. “Write the number 10 on top of the picture of **wakyat**.”
11. “Write the number 11 on top of the picture of **yoota**.”
12. “Write the number 12 on top of the picture of **hana'ack**.”

### Sight Recognition

“Turn to page 3 in your test.”

“Look at the pictures in the boxes. Circle the word for each picture.”

### Decoding/Encoding

“Turn to page 5 in your test.”

“Look at the word parts in the boxes. Circle the other half or part of each word.”

### Basic Writing

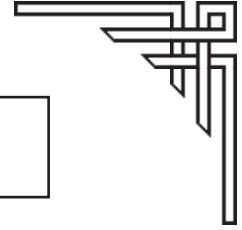
“Turn to page 7 in your test.”

“Look at the pictures in the boxes. Write the word for each picture.”



**# Correct:**

**% Correct:**



# Unit Assessment

**Student Pages**

**Cycle A Beginners Grade 9-11**

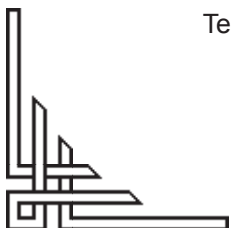
**Unit 2**

**Theme: My Family**

**Date:** \_\_\_\_\_

**Student's Name:** \_\_\_\_\_

**Grade:** \_\_\_\_\_




Teacher: To get a percentage for this student's assessment:

divide the total number of questions correct by the total number of questions; multiply this answer by 100 to determine the percentage of questions answered correctly.



[Empty box]



[Empty box]


[Empty box]



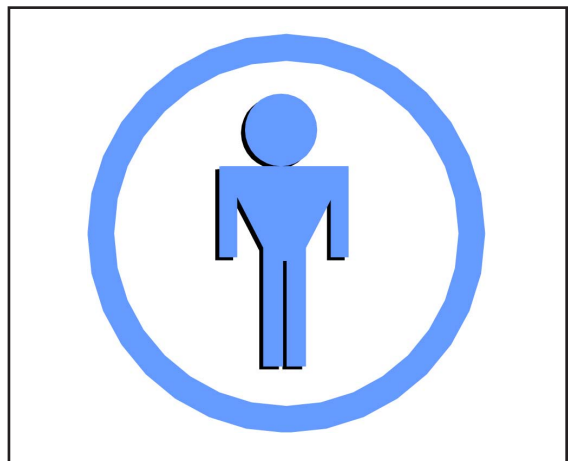
[Empty box]



[Empty box]



[Empty box]





[Empty box]




[Empty box]



[Empty box]



[Empty box]

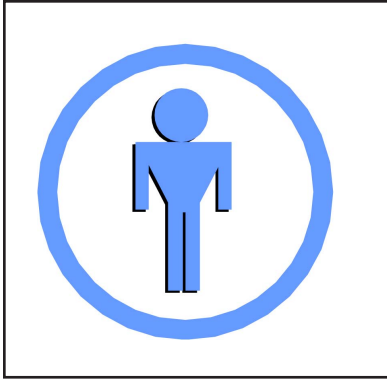


[Empty box]




[Empty box]





noayu  
 nagwaadu  
 shu'pashm  
 hlmkdeeyu  
 hlgawgu  
 n'dse'etsm  
 da'ashm  
 nabeebm  
 hlgawgt  
 hlmkdeeyu  
 wakyat  
 'yoota  
 hana'ack




noayu  
 nagwaadu  
 shu'pashm  
 hlmkdeeyu  
 hlgawgu  
 n'dse'etsm  
 da'ashm  
 nabeebm  
 hlgawgt  
 hlmkdeeyu  
 wakyat  
 'yoota  
 hana'ack



noayu  
 nagwaadu  
 shu'pashm  
 hlmkdeeyu  
 hlgawgu  
 n'dse'etsm  
 da'ashm  
 nabeebm  
 hlgawgt  
 hlmkdeeyu  
 wakyat  
 'yoota  
 hana'ack




noayu  
 nagwaadu  
 shu'pashm  
 hlmkdeeyu  
 hlgawgu  
 n'dse'etsm  
 da'ashm  
 nabeebm  
 hlgawgt  
 hlmkdeeyu  
 wakyat  
 'yoota  
 hana'ack




noayu  
 nagwaadu  
 shu'pashm  
 hlmkdeeyu  
 hlgawgu  
 n'dse'etsm  
 da'ashm  
 nabeebm  
 hlgawgt  
 hlmkdeeyu  
 wakyat  
 'yoota  
 hana'ack




noayu  
 nagwaadu  
 shu'pashm  
 hlmkdeeyu  
 hlgawgu  
 n'dse'etsm  
 da'ashm  
 nabeebm  
 hlgawgt  
 hlmkdeeyu  
 wakyat  
 'yoota  
 hana'ack



noayu  
nagwaadu  
shu'pashm  
hlmkdeeyu  
hlgaawgu  
n'dse'etsm  
da'ashm  
nabeebm  
hlgaawgt  
hlmkdeeyu  
wakyat  
'yoota  
hana'ack



noayu  
nagwaadu  
shu'pashm  
hlmkdeeyu  
hlgaawgu  
n'dse'etsm  
da'ashm  
nabeebm  
hlgaawgt  
hlmkdeeyu  
wakyat  
'yoota  
hana'ack



noayu  
nagwaadu  
shu'pashm  
hlmkdeeyu  
hlgaawgu  
n'dse'etsm  
da'ashm  
nabeebm  
hlgaawgt  
hlmkdeeyu  
wakyat  
'yoota  
hana'ack



noayu  
nagwaadu  
shu'pashm  
hlmkdeeyu  
hlgaawgu  
n'dse'etsm  
da'ashm  
nabeebm  
hlgaawgt  
hlmkdeeyu  
wakyat  
'yoota  
hana'ack



noayu  
nagwaadu  
shu'pashm  
hlmkdeeyu  
hlgaawgu  
n'dse'etsm  
da'ashm  
nabeebm  
hlgaawgt  
hlmkdeeyu  
wakyat  
'yoota  
hana'ack



noayu  
nagwaadu  
shu'pashm  
hlmkdeeyu  
hlgaawgu  
n'dse'etsm  
da'ashm  
nabeebm  
hlgaawgt  
hlmkdeeyu  
wakyat  
'yoota  
hana'ack

**n'dse'**

yu  
aadu  
hlmkdeeyu  
awgu  
etsm  
hm  
ebm  
awgt  
deeyu  
yat  
ota  
a'ack

**hlga**

yu  
aadu  
hlmkdeeyu  
awgu  
etsm  
hm  
ebm  
awgt  
deeyu  
yat  
ota  
a'ack

**wak**

yu  
aadu  
hlmkdeeyu  
awgu  
etsm  
hm  
ebm  
awgt  
deeyu  
yat  
ota  
a'ack

**hlga**

yu  
aadu  
hlmkdeeyu  
awgu  
etsm  
hm  
ebm  
awgt  
deeyu  
yat  
ota  
a'ack

**nagw**

yu  
aadu  
hlmkdeeyu  
awgu  
etsm  
hm  
ebm  
awgt  
deeyu  
yat  
ota  
a'ack

**da'as**

yu  
aadu  
hlmkdeeyu  
awgu  
etsm  
hm  
ebm  
awgt  
deeyu  
yat  
ota  
a'ack

shu'pashm

yu  
aadu  
hlmkdeeyu  
awgu  
etsm  
hm  
ebm  
awgt  
deeyu  
yat  
ota  
a'ack

han

yu  
aadu  
hlmkdeeyu  
awgu  
etsm  
hm  
ebm  
awgt  
deeyu  
yat  
ota  
a'ack

'yo

yu  
aadu  
hlmkdeeyu  
awgu  
etsm  
hm  
ebm  
awgt  
deeyu  
yat  
ota  
a'ack

nabe


yu  
aadu  
hlmkdeeyu  
awgu  
etsm  
hm  
ebm  
awgt  
deeyu  
yat  
ota  
a'ack

noa

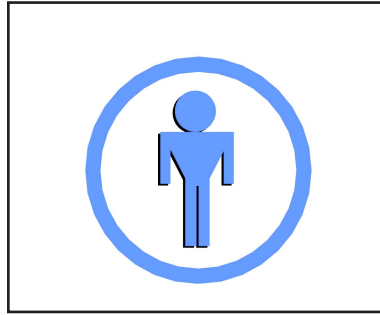
yu  
aadu  
hlmkdeeyu  
awgu  
etsm  
hm  
ebm  
awgt  
deeyu  
yat  
ota  
a'ack

hmk

yu  
aadu  
hlmkdeeyu  
awgu  
etsm  
hm  
ebm  
awgt  
deeyu  
yat  
ota  
a'ack




Blank rectangular box for labeling.



Blank rectangular box for labeling.




Blank rectangular box for labeling.




Blank rectangular box for labeling.




Blank rectangular box for labeling.




Blank rectangular box for labeling.



Blank rectangular box for labeling the first illustration.



Blank rectangular box for labeling the second illustration.




Blank rectangular box for labeling the third illustration.



Blank rectangular box for labeling the fourth illustration.



Blank rectangular box for labeling the fifth illustration.



Blank rectangular box for labeling the sixth illustration.