

Cycle A • Beginners • Shm'alyack

# Student Support Materials

UNIT 4

Parts of My Home




Sealaska Heritage Institute

# Vocabulary Pictures

ha'liwaalcksh (floor)



*haahlggan* (wall)




**lacklacka** (upstairs)



lack'oa waab (roof)







lu-tckal-lacka (ceiling)






likshoack (door)



waab wun (living room)



gi'dsoan (closet)



waab goog (kitchen)




**waab tckoack** (dining room)







*'tsushgm waab* (bathroom)






# Basic Listening

Have the students cut out the vocabulary pictures; say the words and they show the pictures.




Have the students cut out the vocabulary pictures; say the words and they show the pictures.




Say the vocabulary words; the students write the numbers under the pictures.

1. ha'liwaalcksh, 2. haahlggan, 3. lacklacka, 4. lack'oa waab, 5. nwil lunoak
6. lu-tckal-lacka, 7. likshoack, 8. waab wun, 9. gi'dsoan, 10. waab goog
11. waab tckoackg, 12. 'tsushgm waab



























# Basic Reading

## Sight Recognition

**ha'liwaalcxsh**

**haahlggan**

57

**lacklacka**

**lack'oa waab**

**nwil lunoak**

58

**lu-tckal-lacka**

**likshoack**

**waab wun**

**gi' dsoan**

**Waab goog**

**waab tckoackg**

60






***‘tsushgm waab***



Have the students find this unit's vocabulary words in the word find. They should circle the words or highlight them. You can project the word find onto the board and have the students draw configurations around the words. Turn off the overhead, showing only the word configurations on the board. The students then identify the words by their configurations.

rwerfdíángiiojbe;rongaeojgweigni;fW;lOwrjdarlgmww-  
fbmepodíistwaabwunlak'ángiilaermorcaneqglejberl-  
gnaedistáayrgelrersdxyádjfbllwergmnodlw3lertrlr-  
goweniqrlrvikt'árdfrwergeereroproposalsrlijergljer-  
glaeqavvkrlergk'ulaererliaerierlije4t43ooij-  
duqvidíxyáyha'liwaalckshtuqqrgojdrgflmxc.mbcvdir-  
rlgjaeridrhiadrfrnrhialukuqdíikajoiglts'áerlgdfoijerl-  
madr goinwegljdrolaererjinauraqljrgoljergoergoljdr go-  
jerjijiilmvoewrak'áasweknojw't'áhaahlgganerljmqaniqt-  
uqgnaldbJjijia-rbleraanansgladglwengdbfletgljrllkgoi-  
ivvaqturvikqak'uetaktuktukst'áljwerlmvjjuustaliqv-  
vatublatjobnaegoalikshoackrndíistláayerferhgalmado-  
hertnerobjepiipiq;roniutuiyiwwjanuqliktuqwo-  
jwgjwjwgpjwpgjdíxyáyawlacklackapjgjrjerdíik'ulúu-  
jerpjgjjággjewaabtckoackgpgpgk'ápojwrgpdíik'ulúuptk-  
tuktugerhehehthrjrrrtjrjrrjeiniqpakethrthjwdíigyúu56k-  
ioyfhhj,yyur-ulrwwsinigvikpopwblack'oawaab-  
díist'áaympswpt'áwpsapwspwqdíikajpgpgpxnk'ánan-  
hqfolxyák'ángalallldíxdk'ágyúkiouldíikúnunak'ádíi-  
gyúujwt'áerljmqanialaqololsheejiweigni;f;lesmergojd-  
bmerjijuutmdfojakúrmnau-ratoravinngqm-  
willunoakaurluqglejberlnasheejiioeergel-  
eraniksivdíist'lu-tckal-lackaáaychaqliqtuqmsd-  
fgfheewqegi'dsoanrgcuyt'áshahahnurluqqwofhgqoex-  
ploradíikúnyut'áqtuqdíixángiiaqnodlw3luunaaq-  
tuqertrlwrgowerglneluwaabgoognak'ádíigyúusha-  
haff'tsushgmwaabnherlerglaeereragrits'áal'qeecosys-  
nirinavikteaqiqauruqklaqmsdrgflmxnt'ak'áhgjllak'áhl-

Have the students cut out the words and attach them to their pictures.



*ha'liwaalcksh*

*haahlggan*

*lacklacka*

*lack'oa waab*

*nwil lunoak*

*lu-tckal-lacka*

*likshoack*

*waab wun*


*gi'dsoan*

*waab goog*


*waab tckoackg*

*'tsushgm waab*


Have the students circle the word for each picture.




**ha'liwaalcsh**  
**haahlggan**  
**lacklacka**  
**lack'oa waab**  
**nwil lunoak**  
**lu-tckal-lacka**  
**likshoack**  
**waab wun**  
**gi'dsoan**  
**waab goog**  
**waab tckoackg**  
**'tsushgm waab**




**ha'liwaalcsh**  
**haahlggan**  
**lacklacka**  
**lack'oa waab**  
**nwil lunoak**  
**lu-tckal-lacka**  
**likshoack**  
**waab wun**  
**gi'dsoan**  
**waab goog**  
**waab tckoackg**  
**'tsushgm waab**



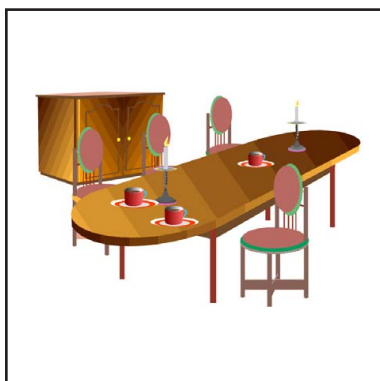
**ha'liwaalcsh**  
**haahlggan**  
**lacklacka**  
**lack'oa waab**  
**nwil lunoak**  
**lu-tckal-lacka**  
**likshoack**  
**waab wun**  
**gi'dsoan**  
**waab goog**  
**waab tckoackg**  
**'tsushgm waab**



**ha'liwaalcsh**  
**haahlggan**  
**lacklacka**  
**lack'oa waab**  
**nwil lunoak**  
**lu-tckal-lacka**  
**likshoack**  
**waab wun**  
**gi'dsoan**  
**waab goog**  
**waab tckoackg**  
**'tsushgm waab**



**ha'liwaalcsh**  
**haahlggan**  
**lacklacka**  
**lack'oa waab**  
**nwil lunoak**  
**lu-tckal-lacka**  
**likshoack**  
**waab wun**  
**gi'dsoan**  
**waab goog**  
**waab tckoackg**  
**'tsushgm waab**




**ha'liwaalcsh**  
**haahlggan**  
**lacklacka**  
**lack'oa waab**  
**nwil lunoak**  
**lu-tckal-lacka**  
**likshoack**  
**waab wun**  
**gi'dsoan**  
**waab goog**  
**waab tckoackg**  
**'tsushgm waab**

Have the students circle the word for each picture.



ha'liwaalcsh  
haahlggan  
lacklacka  
lack'oa waab  
nwil lunoak  
lu-tckal-lacka  
likshoack  
waab wun  
gi'dsoan  
waab goog  
waab tckoackg  
'tsushgm waab



ha'liwaalcsh  
haahlggan  
lacklacka  
lack'oa waab  
nwil lunoak  
lu-tckal-lacka  
likshoack  
waab wun  
gi'dsoan  
waab goog  
waab tckoackg  
'tsushgm waab



ha'liwaalcsh  
haahlggan  
lacklacka  
lack'oa waab  
nwil lunoak  
lu-tckal-lacka  
likshoack  
waab wun  
gi'dsoan  
waab goog  
waab tckoackg  
'tsushgm waab



ha'liwaalcsh  
haahlggan  
lacklacka  
lack'oa waab  
nwil lunoak  
lu-tckal-lacka  
likshoack  
waab wun  
gi'dsoan  
waab goog  
waab tckoackg  
'tsushgm waab



ha'liwaalcsh  
haahlggan  
lacklacka  
lack'oa waab  
nwil lunoak  
lu-tckal-lacka  
likshoack  
waab wun  
gi'dsoan  
waab goog  
waab tckoackg  
'tsushgm waab



ha'liwaalcsh  
haahlggan  
lacklacka  
lack'oa waab  
nwil lunoak  
lu-tckal-lacka  
likshoack  
waab wun  
gi'dsoan  
waab goog  
waab tckoackg  
'tsushgm waab

Have the students cut out the words. Show the vocabulary pictures and the students should show you the words for them.

**ha'liwaalcksh**

**haahlggan**

**lacklacka**

**lack'oa waab**

**nwil lunoak**

**lu-tckal-lacka**

**likshoack**

**waab wun**

**gi'dsoan**

**waab goog**

**waab tckoackg**

**'tsushgm waab**







# Basic Reading

## Encoding

Have the students cut out the word parts and glue them into the words.

ha'li \_\_\_\_\_ cksh

\_\_\_\_\_ /ggan

lackl \_\_\_\_\_

la \_\_\_\_\_ a waab

nwil lun \_\_\_\_\_

lu- \_\_\_\_\_ l-lacka

liksho \_\_\_\_\_

\_\_\_\_\_ b wun

\_\_\_\_\_ soan

waab \_\_\_\_\_ g

w \_\_\_\_\_ tckoackg

'tsus \_\_\_\_\_ waab

aab

ck'o

haah

hgm

waal

tcka

waa

oak

gi'd

acka

ack

goo

*Have the students cut out the word halves and glue them together.*

**ha'liwa**

**haah**

**lackl**

**lack'o**

**nwil l**

**lu-tcka**

**liksho**

**waa**

**gi'd**

**waa**

**waab tc**

**'tsushg**

**acka**

**b goog**

**l-lacka**

**b wun**

**alcksh**

**koackg**

**soan**

**lggan**

**m waab**

**ack**

**a waab**

**unoak**

Have the students cut out the letters and spell the word for the picture.



---

**w s c h a'**

**h l l a k**

**a i**

# Basic Writing



Have the students complete the words by writing the missing parts.

ha'li \_\_\_\_\_ cksh

\_\_\_\_\_/ggan

lackl\_\_\_\_\_

la\_\_\_\_a waab

nwil lun\_\_\_\_\_

lu-\_\_\_\_\_l-lacka

liksho\_\_\_\_\_

\_\_\_\_\_b wun

\_\_\_\_\_soan

waab \_\_\_\_\_g

w\_\_\_\_\_tckoackg

'tsus\_\_\_\_\_waab

Have the students write the words for the pictures.



\_\_\_\_\_



\_\_\_\_\_



\_\_\_\_\_



\_\_\_\_\_



\_\_\_\_\_



\_\_\_\_\_



\_\_\_\_\_




\_\_\_\_\_



\_\_\_\_\_



\_\_\_\_\_



\_\_\_\_\_



\_\_\_\_\_

# Dialog Activity Page

a. Ndayu \_\_\_\_\_ ?

b. Gwee wil shgu

\_\_\_\_\_.

a. 'Doyckshn.

b. Oa, aam.

ha'liwaa/ccksh

haah/ggan

lacklacka

lack'oa waab

nwil lunoak

lu-tckal-lacka

likshoack

waab wun

gi'dsoan

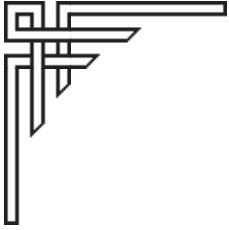
waab goog

waab tckoackg

'tsushgm waab

Have the students cut out the words below. Tell them which word(s) to put in the spaces in the dialog. Read the dialog with the students in choral, group, and individual forms. Change the word(s) after each round.

# Unit Assessment



# **Tsimshian Language Program**

## **Unit Assessment Teacher's Notes**

**Cycle A Beginners Grade 9-11**

**Grade \_\_\_\_\_**

**Unit 4**

**Theme: My Home**

**Date: \_\_\_\_\_**





Provide each student with a copy of the **students' pages**. Read the following questions; the students answer the questions on their copies of the assessment.

### Basic Listening

“Turn to page 1 in your test. Look at the pictures in the boxes.”

1. “Write the number 1 on top of the picture of **ha’liwaalcksh**.”
2. “Write the number 2 on top of the picture of **haahlggan**.”
3. “Write the number 3 on top of the picture of **lacklacka**.”
4. “Write the number 4 on top of the picture of **lack’oa waab**.”
5. “Write the number 5 on top of the picture of **nwil lunoak**.”
6. “Write the number 6 on top of the picture of **lu-tckal-lacka**.”
7. “Write the number 7 on top of the picture of **likshoack**.”
8. “Write the number 8 on top of the picture of **waab wun**.”
9. “Write the number 9 on top of the picture of **gi’dsoan**.”
10. “Write the number 10 on top of the picture of **waab goog**.”
11. “Write the number 11 on top of the picture of **waab tckoackg**.”
12. “Write the number 12 on top of the picture of **‘tsushgm waab**.”

### Sight Recognition

“Turn to page 3 in your test.”

“Look at the pictures in the boxes. Circle the word for each picture.”

### Decoding/Encoding

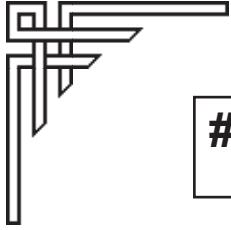
“Turn to page 5 in your test.”

“Look at the word parts in the boxes. Circle the other half or part of each word.”

### Basic Writing

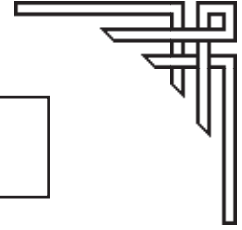
“Turn to page 7 in your test.”

“Look at the pictures in the boxes. Write the word for each picture.”



**# Correct:**

**% Correct:**



# Unit Assessment

**Student Pages**

**Cycle A Beginners Grade 9-11**

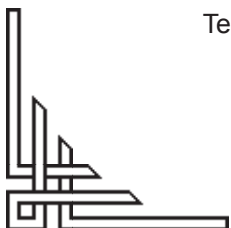
**Unit 4**

**Theme: My Home**

**Date:** \_\_\_\_\_

**Student's Name:** \_\_\_\_\_

**Grade:** \_\_\_\_\_



Teacher: To get a percentage for this student's assessment:

divide the total number of questions correct by the total number of questions; multiply this answer by 100 to determine the percentage of questions answered correctly.



[Empty box]



[Empty box]

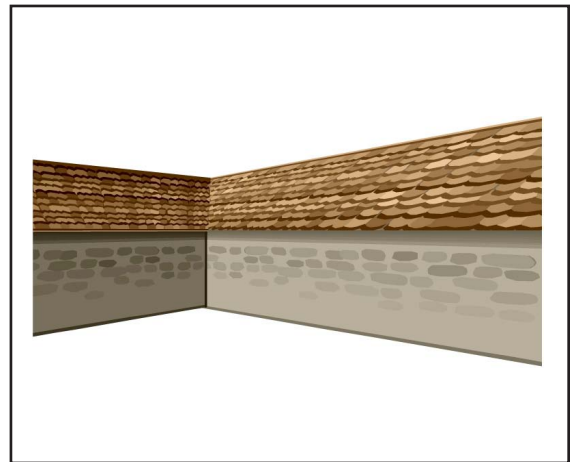
[Empty box]



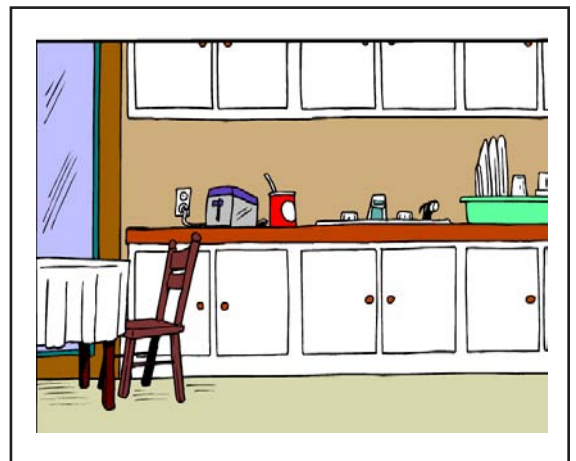
[Empty box]



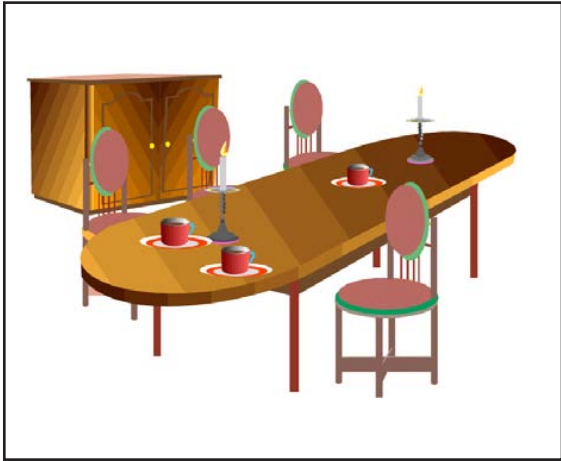
[Empty box]



[Empty box]




[Empty box]



[Empty box]




[Empty box]




[Empty box]



[Empty box]




[Empty box]





ha'liwaalcksh  
haahlggan  
lacklacka  
lack'oa waab  
nwil lunoak  
lu-tckal-lacka  
likshoack  
waab wun  
gi'dsoan  
waab goog  
waab tckoackg  
'tsushgm waab



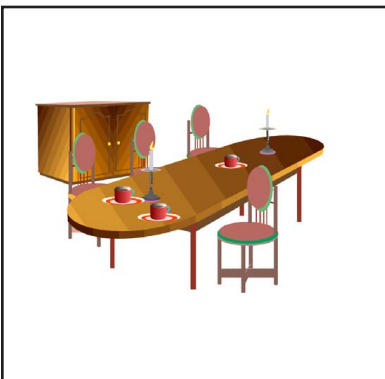
ha'liwaalcksh  
haahlggan  
lacklacka  
lack'oa waab  
nwil lunoak  
lu-tckal-lacka  
likshoack  
waab wun  
gi'dsoan  
waab goog  
waab tckoackg  
'tsushgm waab



ha'liwaalcksh  
haahlggan  
lacklacka  
lack'oa waab  
nwil lunoak  
lu-tckal-lacka  
likshoack  
waab wun  
gi'dsoan  
waab goog  
waab tckoackg  
'tsushgm waab



ha'liwaalcksh  
haahlggan  
lacklacka  
lack'oa waab  
nwil lunoak  
lu-tckal-lacka  
likshoack  
waab wun  
gi'dsoan  
waab goog  
waab tckoackg  
'tsushgm waab



ha'liwaalcksh  
haahlggan  
lacklacka  
lack'oa waab  
nwil lunoak  
lu-tckal-lacka  
likshoack  
waab wun  
gi'dsoan  
waab goog  
waab tckoackg  
'tsushgm waab



ha'liwaalcksh  
haahlggan  
lacklacka  
lack'oa waab  
nwil lunoak  
lu-tckal-lacka  
likshoack  
waab wun  
gi'dsoan  
waab goog  
waab tckoackg  
'tsushgm waab



ha'liwaalcksh  
 haahlggan  
 lacklacka  
 lack'oa waab  
 nwil lunoak  
 lu-tckal-lacka  
 likshoack  
 waab wun  
 gi'dsoan  
 waab goog  
 waab tckoackg  
 'tsushgm waab




ha'liwaalcksh  
 haahlggan  
 lacklacka  
 lack'oa waab  
 nwil lunoak  
 lu-tckal-lacka  
 likshoack  
 waab wun  
 gi'dsoan  
 waab goog  
 waab tckoackg  
 'tsushgm waab




ha'liwaalcksh  
 haahlggan  
 lacklacka  
 lack'oa waab  
 nwil lunoak  
 lu-tckal-lacka  
 likshoack  
 waab wun  
 gi'dsoan  
 waab goog  
 waab tckoackg  
 'tsushgm waab



ha'liwaalcksh  
 haahlggan  
 lacklacka  
 lack'oa waab  
 nwil lunoak  
 lu-tckal-lacka  
 likshoack  
 waab wun  
 gi'dsoan  
 waab goog  
 waab tckoackg  
 'tsushgm waab



ha'liwaalcksh  
 haahlggan  
 lacklacka  
 lack'oa waab  
 nwil lunoak  
 lu-tckal-lacka  
 likshoack  
 waab wun  
 gi'dsoan  
 waab goog  
 waab tckoackg  
 'tsushgm waab



ha'liwaalcksh  
 haahlggan  
 lacklacka  
 lack'oa waab  
 nwil lunoak  
 lu-tckal-lacka  
 likshoack  
 waab wun  
 gi'dsoan  
 waab goog  
 waab tckoackg  
 'tsushgm waab



|                |  |               |  |
|----------------|--|---------------|--|
| <b>lu-tcka</b> | <i>alcksh<br/>lggan<br/>lacka<br/>a waab<br/>unoak<br/>l-lacka<br/>oack<br/>wun<br/>oan<br/>goog<br/>koackg<br/>hgm waab</i> | <b>gi'ds</b>  | <i>alcksh<br/>lggan<br/>lacka<br/>a waab<br/>unoak<br/>l-lacka<br/>oack<br/>wun<br/>oan<br/>goog<br/>koackg<br/>hgm waab</i> |
| <b>waab</b>    | <i>alcksh<br/>lggan<br/>lacka<br/>a waab<br/>unoak<br/>l-lacka<br/>oack<br/>wun<br/>oan<br/>goog<br/>koackg<br/>hgm waab</i> | <b>lack'o</b> | <i>alcksh<br/>lggan<br/>lacka<br/>a waab<br/>unoak<br/>l-lacka<br/>oack<br/>wun<br/>oan<br/>goog<br/>koackg<br/>hgm waab</i> |
| <b>haah</b>    | <i>alcksh<br/>lggan<br/>lacka<br/>a waab<br/>unoak<br/>l-lacka<br/>oack<br/>wun<br/>oan<br/>goog<br/>koackg<br/>hgm waab</i> | <b>'tsus</b>  | <i>alcksh<br/>lggan<br/>lacka<br/>a waab<br/>unoak<br/>l-lacka<br/>oack<br/>wun<br/>oan<br/>goog<br/>koackg<br/>hgm waab</i> |

**lack**

*alcksh  
lggan  
lacka  
a waab  
unoak  
l-lacka  
oack  
wun  
oan  
goog  
koackg  
hgm waab*

**liksh**

*alcksh  
lggan  
lacka  
a waab  
unoak  
l-lacka  
oack  
wun  
oan  
goog  
koackg  
hgm waab*

**waab**

*alcksh  
lggan  
lacka  
a waab  
unoak  
l-lacka  
oack  
wun  
oan  
goog  
koackg  
hgm waab*

**waab tc**

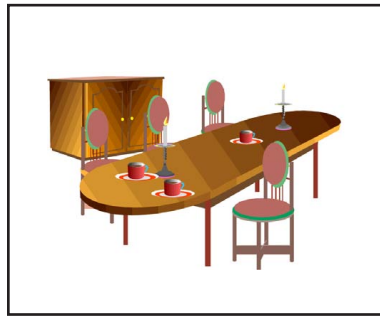
*alcksh  
lggan  
lacka  
a waab  
unoak  
l-lacka  
oack  
wun  
oan  
goog  
koackg  
hgm waab*

**ha'liwa**

*alcksh  
lggan  
lacka  
a waab  
unoak  
l-lacka  
oack  
wun  
oan  
goog  
koackg  
hgm waab*


**nwil l**

*alcksh  
lggan  
lacka  
a waab  
unoak  
l-lacka  
oack  
wun  
oan  
goog  
koackg  
hgm waab*







Blank rectangular box for labeling the bathroom illustration.



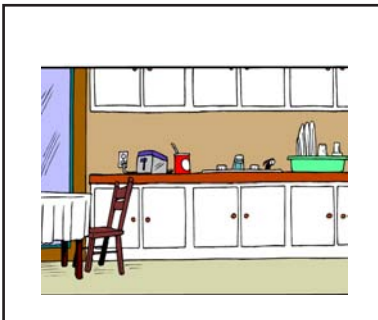
Blank rectangular box for labeling the painting illustration.



Blank rectangular box for labeling the bedroom illustration.



Blank rectangular box for labeling the brick wall illustration.



Blank rectangular box for labeling the kitchen illustration.



Blank rectangular box for labeling the painting illustration.