

Cycle A • Beginners • Shm'alyack

Student Support Materials

UNIT 7


Weather Forms



Sealaska Heritage Institute

Vocabulary Pictures

lacka (weather)



gyamg (hot)




'kwila shuunt (unseasonably hot)



aam lacka (nice out)




gwaŋg (cold)



'dsuu baashg (breezy/windy)



'dsuu lacka (stormy)



yain(foggy)



huk dsen(cloudy)



waash (rainy)



shaga gyamg (sunny)







dm yaa waash. (It will rain)







Basic Listening


Have the students cut out the vocabulary pictures; say the words and they show the pictures.



Have the students cut out the vocabulary pictures; say the words and they show the pictures.




Say the vocabulary words; the students write the numbers under the pictures.
 1. lacka, 2. gyamg, 3. 'kwila shuunt, 4. aam lacka, 5. gwatg
 6. 'dsuu baashg, 7. 'dsuu lacka, 8. yain, 9. huk dsen, 10. waash
 11. shaga gyamg, 12. dm yaa waash.





























Basic Reading

Sight Recognition

lacka

gyamg

57

‘kwila shuunt

aam lacka

gwatg

58

'dsuu baashg

'dsuu lacka

yain

59

huk dsen

waash





shagga gyang

dm yaa waash.

Have the students find this unit's vocabulary words in the word find. They should circle the words or highlight them. You can project the word find onto the board and have the students draw configurations around the words. Turn off the overhead, showing only the word configurations on the board. The students then identify the words by their configurations.

rwerfdíixángiobje;gwatgrongaeojgw.eigni;fW;lOwrjd-
rlgmw'fbmerpodíistlak'ángiilaermorcaneqglejberl-
gnaedíistláayrgelgyamgrermsdxyádjfblergmnodlw3l-
ertrlwrgo.weniqliurvikt'árdfrwergeereroproposalsrli-
jergljerglaeqavvikrlergk'ulaererl.iaerierlije4t43ooij-
duqvidíixyáaytuqqrgojdrgflmxc.mbcvdirerlgjaeridrhi-
adrfrhialuktuqdíikajoirnglts'áerlgdfoijerlmadrgoin-
wegljdrolaergoerjinauraqlackagljrgoljergoergoljdrgo-
jerjijiilmvowaashewrak'áasouweknbojw't'áerljmqaniqtu
qgnaldbJjijiiarbleraanansgladrglwengdbfletgljrkgoiiv-
vaqturvikqak'uetaktuktu'dsuubaashgkst'áljwerlmvjiju-
ustaliqvvatublatjobnaegoarndíistláayerferhgalmado-
hertnerobjepiipiq;dmyaawaash.roniutuiyiqwjww-
januyainqliktuqwojwgjwjwgpjwpgjdíixyáayw-
pjgjrgerdíik'ulúujerpgjxágjepgpgk'ápojwrg-
pdíik'ulúuptaktuktuqerhehthrjrrrtjrjrrjeiniq-
pakethrthjwd'kwilashuuntíigyúu56k6ioyfhhj,yyuryulr-
wwsinigvikpopwbdíist'áaympswpt'áwpsapwsp-
wqdíikajpgppgxá'dsuulackank'ánanhqfolxyák'ángalal-
lldíxdk'ágyúkiouldíikúnlunak'ádíig.yúujwt'áerljmq-
nialaqololsheejiiweigni;fW;lresourcesmergojdfbmerjij-
uutmdfojakúrmnaaamlackaunratoravinngaqmaurluq-
glejberlnasheejiijoergeleraniksivdíist'áaychaqliq-
tuqmsdfgfheewqerhukdsengcuyt'áshahahnurluqq-
wofhgqoexploradíikúnyut'áqtuqdíixángiiaqnodlw3luu-
naaqtuqertrlwrgowerglnershagagyamglunak'ádíi-
gyúushahanherlerglaereragrits'ángal'qeqeecosysniri-
navikteaqiqauruqklaqmsdrgflmxánt'ak'áhgjaeridrhite-

Have the students cut out the words and attach them to their pictures.



lacka

gyamg

'kwila shuunt

aam lacka

gwatg

'dsuu baashg

'dsuu lacka

yain

huk dsen

waash


shaga gyamg

dm yaa waash.


Have the students circle the word for each picture.



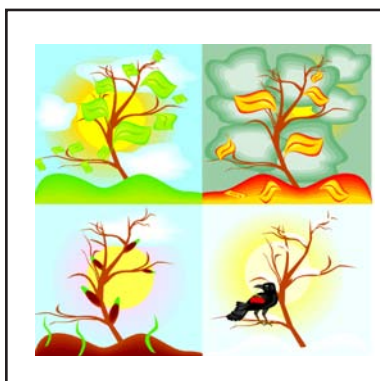
lacka
gyamg
'kwila shuunt
aam lacka
gwatg
'dsuu baashg
'dsuu lacka
yain
huk dsen
waash
shaga gyamg
dm yaa
waash.




lacka
gyamg
'kwila shuunt
aam lacka
gwatg
'dsuu baashg
'dsuu lacka
yain
huk dsen
waash
shaga gyamg
dm yaa
waash.




lacka
gyamg
'kwila shuunt
aam lacka
gwatg
'dsuu baashg
'dsuu lacka
yain
huk dsen
waash
shaga gyamg
dm yaa
waash.



lacka
gyamg
'kwila shuunt
aam lacka
gwatg
'dsuu baashg
'dsuu lacka
yain
huk dsen
waash
shaga gyamg
dm yaa
waash.



lacka
gyamg
'kwila shuunt
aam lacka
gwatg
'dsuu baashg
'dsuu lacka
yain
huk dsen
waash
shaga gyamg
dm yaa
waash.




lacka
gyamg
'kwila shuunt
aam lacka
gwatg
'dsuu baashg
'dsuu lacka
yain
huk dsen
waash
shaga gyamg
dm yaa
waash.

Have the students circle the word for each picture.



lacka
gyamg
'kwila shuunt
aam lacka
gwatg
'dsuu baashg
'dsuu lacka
yain
huk dsen
waash
shaga gyamg
dm yaa
waash.



lacka
gyamg
'kwila shuunt
aam lacka
gwatg
'dsuu baashg
'dsuu lacka
yain
huk dsen
waash
shaga gyamg
dm yaa
waash.




lacka
gyamg
'kwila shuunt
aam lacka
gwatg
'dsuu baashg
'dsuu lacka
yain
huk dsen
waash
shaga gyamg
dm yaa
waash.



lacka
gyamg
'kwila shuunt
aam lacka
gwatg
'dsuu baashg
'dsuu lacka
yain
huk dsen
waash
shaga gyamg
dm yaa
waash.



lacka
gyamg
'kwila shuunt
aam lacka
gwatg
'dsuu baashg
'dsuu lacka
yain
huk dsen
waash
shaga gyamg
dm yaa
waash.



lacka
gyamg
'kwila shuunt
aam lacka
gwatg
'dsuu baashg
'dsuu lacka
yain
huk dsen
waash
shaga gyamg
dm yaa
waash.

Have the students cut out the words. Show the vocabulary pictures and the students should show you the words for them.

lacka

gyamg

'kwila shuunt

aam lacka

gwatg

'dsuu baashg

'dsuu lacka

yain

huk dsen

waash

shaga gyamg

dm yaa waash.

Basic Reading

Encoding

Have the students cut out the word parts and glue them into the words.

l__ka

__mg

'kwila sh__t

__lacka

gw__

'dsuu b__hg

__u lacka

y__n

huk d__

__sh

shaga g__g

dm __ waash.

aas

atg

sen

ac

waa

yaa

uun

aam

gya

'dsu

yam

ai

Have the students cut out the word halves and glue them together.

lac

gya

'kwila s

aam

gw

'dsuu b

'dsu

ya

huk

wa

shaga

dm yaa

lacka

u lacka

aashg

in

dsen

gyamg

ka

ash


waash.

mg

atg

huunt

Have the students cut out the letters and spell the word for the picture.



u l 'd c u
s a k a

Basic Writing

Have the students complete the words by writing the missing parts.

lac _____

_____mg

'kwi _____unt

aam l _____

g _____g

'dsu _____g

_____lacka

_____in

h _____en


_____sh

shaga _____


dm _____ash.

Have the students write the words for the pictures.






























Dialog Activity Page

a. Nda wila waal lacka?

b. _____ lacka.

a. Oa, 'doyckshn.

lacka gyamg 'kwila shuunt aam lacka

gwatg 'dsuu baashg 'dsuu lacka yain

huk dsen waash shaga gyamg dm yaa waash.

Have the students cut out the words below. Tell them which word(s) to put in the spaces in the dialog. Read the dialog with the students in choral, group, and individual forms. Change the word(s) after each round.

Unit Assessment



Tsimshian Language Program

Unit Assessment Teacher's Notes

Cycle A Beginners Grade 9-11

Grade _____

Unit 7

Theme: Weather Forms

Date: _____



Provide each student with a copy of the **students' pages**. Read the following questions; the students answer the questions on their copies of the assessment.

Basic Listening

“Turn to page 1 in your test. Look at the pictures in the boxes.”

1. “Write the number 1 on top of the picture of **lacka**.”
2. “Write the number 2 on top of the picture of **gyamg**.”
3. “Write the number 3 on top of the picture of **'kwila shuunt**.”
4. “Write the number 4 on top of the picture of **aam lacka**.”
5. “Write the number 5 on top of the picture of **gwatg**.”
6. “Write the number 6 on top of the picture of **'dsuu baashg**.”
7. “Write the number 7 on top of the picture of **'dsuu lacka**.”
8. “Write the number 8 on top of the picture of **yain**.”
9. “Write the number 9 on top of the picture of **huk dsen**.”
10. “Write the number 10 on top of the picture of **waash**.”
11. “Write the number 11 on top of the picture of **shaga gyamg**.”
12. “Write the number 12 on top of the picture of **dm yaa waash**.”

Sight Recognition

“Turn to page 3 in your test.”

“Look at the pictures in the boxes. Circle the word for each picture.”

Decoding/Encoding

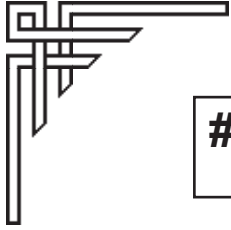
“Turn to page 5 in your test.”

“Look at the word parts in the boxes. Circle the other half or part of each word.”

Basic Writing

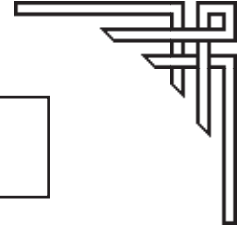
“Turn to page 7 in your test.”

“Look at the pictures in the boxes. Write the word for each picture.”



Correct:

% Correct:



Unit Assessment

Student Pages

Cycle A Beginners Grade 9-11

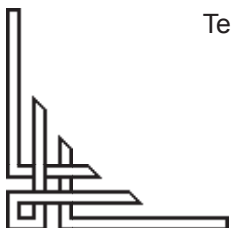
Unit 7

Theme: Weather Forms

Date: _____

Student's Name: _____

Grade: _____



Teacher: To get a percentage for this student's assessment:


divide the total number of questions correct by the total number of questions; multiply this answer by 100 to determine the percentage of questions answered correctly.




[Empty box]



[Empty box]




[Empty box]




[Empty box]



[Empty box]



[Empty box]




[Empty box]




[Empty box]



[Empty box]



[Empty box]




[Empty box]



[Empty box]






lacka
gyamg
'kwila shuunt
aam lacka
gwatg
'dsuu baashg
'dsuu lacka
yain
huk dsen
waash
shaga gyamg
dm yaa waash.



lacka
gyamg
'kwila shuunt
aam lacka
gwatg
'dsuu baashg
'dsuu lacka
yain
huk dsen
waash
shaga gyamg
dm yaa waash.




lacka
gyamg
'kwila shuunt
aam lacka
gwatg
'dsuu baashg
'dsuu lacka
yain
huk dsen
waash
shaga gyamg
dm yaa waash.




lacka
gyamg
'kwila shuunt
aam lacka
gwatg
'dsuu baashg
'dsuu lacka
yain
huk dsen
waash
shaga gyamg
dm yaa waash.




lacka
gyamg
'kwila shuunt
aam lacka
gwatg
'dsuu baashg
'dsuu lacka
yain
huk dsen
waash
shaga gyamg
dm yaa waash.



lacka
gyamg
'kwila shuunt
aam lacka
gwatg
'dsuu baashg
'dsuu lacka
yain
huk dsen
waash
shaga gyamg
dm yaa waash.




**lacka
gyamg
'kwila shuunt
aam lacka
gwatg
'dsuu baashg
'dsuu lacka
yain
huk dsen
waash
shaga gyamg
dm yaa waash.**




**lacka
gyamg
'kwila shuunt
aam lacka
gwatg
'dsuu baashg
'dsuu lacka
yain
huk dsen
waash
shaga gyamg
dm yaa waash.**




**lacka
gyamg
'kwila shuunt
aam lacka
gwatg
'dsuu baashg
'dsuu lacka
yain
huk dsen
waash
shaga gyamg
dm yaa waash.**



**lacka
gyamg
'kwila shuunt
aam lacka
gwatg
'dsuu baashg
'dsuu lacka
yain
huk dsen
waash
shaga gyamg
dm yaa waash.**



**lacka
gyamg
'kwila shuunt
aam lacka
gwatg
'dsuu baashg
'dsuu lacka
yain
huk dsen
waash
shaga gyamg
dm yaa waash.**



**lacka
gyamg
'kwila shuunt
aam lacka
gwatg
'dsuu baashg
'dsuu lacka
yain
huk dsen
waash
shaga gyamg
dm yaa waash.**

gw

ka
mg
a shuunt
acka
atg
u baashg
acka
in
dsen
ash
ga gyamg
a waash.

huk

ka
mg
a shuunt
acka
atg
u baashg
acka
in
dsen
ash
ga gyamg
a waash.

wa

ka
mg
a shuunt
acka
atg
u baashg
acka
in
dsen
ash
ga gyamg
a waash.

dm ya

ka
mg
a shuunt
acka
atg
u baashg
acka
in
dsen
ash
ga gyamg
a waash.

lac

ka
mg
a shuunt
acka
atg
u baashg
acka
in
dsen
ash
ga gyamg
a waash.

'dsuu l

ka
mg
a shuunt
acka
atg
u baashg
acka
in
dsen
ash
ga gyamg
a waash.

gya

**ka
mg
a shuunt
acka
atg
u baashg
acka
in
dsen
ash
ga gyamg
a waash.**

ya

**ka
mg
a shuunt
acka
atg
u baashg
acka
in
dsen
ash
ga gyamg
a waash.**

'dsu

**ka
mg
a shuunt
acka
atg
u baashg
acka
in
dsen
ash
ga gyamg
a waash.**

aam l

**ka
mg
a shuunt
acka
atg
u baashg
acka
in
dsen
ash
ga gyamg
a waash.**

'kwil


**ka
mg
a shuunt
acka
atg
u baashg
acka
in
dsen
ash
ga gyamg
a waash.**

sha

**ka
mg
a shuunt
acka
atg
u baashg
acka
in
dsen
ash
ga gyamg
a waash.**



Blank rectangular box for labeling the image above.




Blank rectangular box for labeling the image above.



Blank rectangular box for labeling the image above.




Blank rectangular box for labeling the image above.



Blank rectangular box for labeling the image above.




Blank rectangular box for labeling the image above.



Blank rectangular box for labeling the image above.




Blank rectangular box for labeling the image above.




Blank rectangular box for labeling the image above.



Blank rectangular box for labeling the image above.



Blank rectangular box for labeling the image above.



Blank rectangular box for labeling the image above.