

Cycle A • Beginners • Shm'algyack

Student Support Materials

UNIT 9

Recreation



Sealaska Heritage Institute

Vocabulary Pictures

gganta ggoad (plaything)



meelg (dance)



eeme (sing)



oomhoan (troll)



ba'an hahloam boad (sailing)



shuwileen (hunting)



shimaay (pick berries)



dackshn loab (skip rocks on water)



guul (picking)



loopg (sew)



yehlgm lip/loab (marbles)





hla'at (ball/basketball)





Basic Listening

Have the students cut out the vocabulary pictures; say the words and they show the pictures.



Have the students cut out the vocabulary pictures; say the words and they show the pictures.




Say the vocabulary words; the students write the numbers under the pictures.

1. gganta ggoad, 2. meelg, 3. leemee, 4. oomhoan, 5. ba'an hahloam boad
 6. shuwileen, 7. shimaay, 8. dackshn loab, 9. guul, 10. loopg, 11. yehlgm liploab
 12. hla'at



























Basic Reading

Sight Recognition

gganta ggoad

meelig

leeme

oornhoan

ba'an hahloam boad

shuwileen

shinmaay

dacksahn loab

59

guul

loopg

yehlgm lip/oab






60

h/a'at

Have the students find this unit's vocabulary words in the word find. They should circle the words or highlight them. You can project the word find onto the board and have the students draw configurations around the words. Turn off the overhead, showing only the word configurations on the board. The students then identify the words by their configurations.

rwerfdíxángiobjmeelge;rongaeojgweigni;fW;IOwrjda-
lgmsww'fbmerpoyehlgmlip/oabdíistlak'ángiilaermor-
caneqglejberlignaediistláayrgelrersdxyádjfbllw-
ergmnodlw3lertrlwrgoweniq/eemeeliurvikt'árdfrw-
ergeereroproposalsrlijergljerglaeqavvikrlergk'ulaer-
erliaerierlije4t43ooijduqvidíixyáaytuqqrgojdrgflmxc.m-
bcvdirerlgjaeridrhiadrfrnrhialshimaayuktuqdíika-
joirnglts'aerlrgdfoijerlmadrgoinwegljdroaergoerjinau-
raqgljrgoljergoergoljdrgojerjijiilmvoewrak'loopgáaso-
weknbojw't'aerljmqaniqtuqgnaldbJjijiiarbleraanansgla-
drglwengdbfletgljrlkg'hl'a'atoiivvaqturvikqak'uetaktuk-
tuoomhoankst'áljwerlmvjijuustaliqvvatublatjobnae-
goarndíistláayerferhgalmadohertnerobjepiipiq;roniu-
tuyiqwjwwjanuqliktuqwojwgjwjpgjwpgjdíixyáayw-
pjjrgjerdíik'ulúujerpgjxágjepgpgk'ápojwrg-
pdíik'ulúuptaktuktuqerhehehthrjrrrtjrjrrjeiniq-
pakethrthshuwi/eenjwdíigyúu56k6ioyfhhj,yyuryulr-
wwsinigvikpopwbdíist'áaympswpt'áwpsapwsp-
wqdíikajpgpgpxánggantaggoadk'ánanhqfolxyák'án-
galallldíxdk'ágyúkiouldíikúnlunak'ádíigyúu-
jw't'aerljmqanialaqaololsheejiweigni;fW;lresourcesmer-
gojdfbmerjijuutmdfojakúrba'anhahloamboadmnaunra-
toravinngaqmaurluqglejberlnasheejiioeergel-
er a n i k s i v d í i s t ' á a y c h a q l i q t u q m s d -
fgfheewqergcuyt'áshahahnurluqqwofhgqoexploradíik-
dackshnloabúnyut'áqtuqdíixángiiaqnodlw3luunaaq-
tuqertrlwrgowerglnerlunak'ádíigyúushahanherler-
glaereragrits'ángaguull'qeqeecosysnirinafikteaqiqaul-

Have the students cut out the words and attach them to their pictures.



gganta ggoad

meelg

leemee

oomhoan

**ba'an hahloam
boad**

shuwileen

shimaay

dackshn loab


guul

loopg

yehlgm liploab

hla'at

Have the students circle the word for each picture.



gganta ggoad
meelg
leemee
oomhoan
ba'an hahloam
boad
shuwileen
shimaay
dackshn loab
guul
loopg
yehlgm liploab
hla'at



gganta ggoad
meelg
leemee
oomhoan
ba'an hahloam
boad
shuwileen
shimaay
dackshn loab
guul
loopg
yehlgm liploab
hla'at




gganta ggoad
meelg
leemee
oomhoan
ba'an hahloam
boad
shuwileen
shimaay
dackshn loab
guul
loopg
yehlgm liploab
hla'at



gganta ggoad
meelg
leemee
oomhoan
ba'an hahloam
boad
shuwileen
shimaay
dackshn loab
guul
loopg
yehlgm liploab
hla'at




gganta ggoad
meelg
leemee
oomhoan
ba'an hahloam
boad
shuwileen
shimaay
dackshn loab
guul
loopg
yehlgm liploab
hla'at




gganta ggoad
meelg
leemee
oomhoan
ba'an hahloam
boad
shuwileen
shimaay
dackshn loab
guul
loopg
yehlgm liploab
hla'at


Have the students circle the word for each picture.



gganta ggoad
meelg
leemee
oomhoan
ba'an hahloam
boad
shuwileen
shimaay
dackshn loab
guul
loopg
yehlgm liploab
hla'at



gganta ggoad
meelg
leemee
oomhoan
ba'an hahloam
boad
shuwileen
shimaay
dackshn loab
guul
loopg
yehlgm liploab
hla'at




gganta ggoad
meelg
leemee
oomhoan
ba'an hahloam
boad
shuwileen
shimaay
dackshn loab
guul
loopg
yehlgm liploab
hla'at



gganta ggoad
meelg
leemee
oomhoan
ba'an hahloam
boad
shuwileen
shimaay
dackshn loab
guul
loopg
yehlgm liploab
hla'at



gganta ggoad
meelg
leemee
oomhoan
ba'an hahloam
boad
shuwileen
shimaay
dackshn loab
guul
loopg
yehlgm liploab
hla'at



gganta ggoad
meelg
leemee
oomhoan
ba'an hahloam
boad
shuwileen
shimaay
dackshn loab
guul
loopg
yehlgm liploab
hla'at

Have the students cut out the words. Show the vocabulary pictures and the students should show you the words for them.

gganta ggoad

meelg

leemee

oomhoan

ba'an hahloam boad

shuwileen

shimaay

dackshn loab

guul

loopg

yehlgm liploab

hla'at

Basic Reading

Encoding

Have the students cut out the word parts and glue them into the words.

g_____goad

_____lg

le_____e

oom_____

_____hloam boad

shuw_____

s_____ay

dacksh_____

_____ul

l_____g

yehl_____loab

hla_____

eme

hima

ganta g

hoan

oop

ileen

ba'an ha

gu

gm lip

n loab

'at

mee

Have the students cut out the word halves and glue them together.

gganta g

me

lee

oom

ba'an hah

shuw

shi

dacksh

gu

loo

yehlgm

hla

mee

ileen

n loab

ul

pg

goad

loam boad

'at

liploab

elg

maay

hoan

Have the students cut out the letters and spell the word for the picture.



o o n

m a h o

Basic Writing

Have the students complete the words by writing the missing parts.

_____ a ggoad

me _____

l _____ ee

oom _____ n

ba'an _____ boad

shuwi _____

_____ *aay*

dac _____ loab



_____ ul

lo _____ g

yehlgm li _____

h _____ at

Have the students write the words for the pictures.



Dialog Activity Page

Have the students cut out the words below. Tell them which word(s) to put in the spaces in the dialog. Read the dialog with the students in choral, group, and individual forms. Change the word(s) after each round.

a. **Goahl dsadsabt?**

b. **Yagwa** _____.

a. **Adat 'nuun?**

b. **Yagwa** _____.

gganta ggoad meelg

leemee

oomhoan

ba'an hahloam shuwileen
boad

shimaay

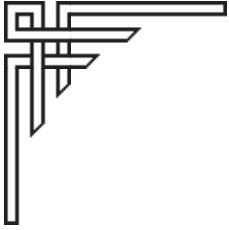
dackshn loab

guul loopg

yehlgm liploab

hla'at

Unit Assessment



Tsimshian Language Program

Unit Assessment Teacher's Notes

Cycle A Beginners Grade 9-11

Grade _____

Unit 9

Theme: Recreation

Date: _____



Provide each student with a copy of the **students' pages**. Read the following questions; the students answer the questions on their copies of the assessment.

Basic Listening

“Turn to page 1 in your test. Look at the pictures in the boxes.”

1. “Write the number 1 on top of the picture of **gganta ggoad**.”
2. “Write the number 2 on top of the picture of **meelg**.”
3. “Write the number 3 on top of the picture of **leemee**.”
4. “Write the number 4 on top of the picture of **oomhoan**.”
5. “Write the number 5 on top of the picture of **ba'an hahloam boad**.”
6. “Write the number 6 on top of the picture of **shuwileen**.”
7. “Write the number 7 on top of the picture of **shimaay**.”
8. “Write the number 8 on top of the picture of **dackshn loab**.”
9. “Write the number 9 on top of the picture of **guul**.”
10. “Write the number 10 on top of the picture of **loopg**.”
11. “Write the number 11 on top of the picture of **yehlgm liploab**.”
12. “Write the number 12 on top of the picture of **hla'at**.”

Sight Recognition

“Turn to page 3 in your test.”

“Look at the pictures in the boxes. Circle the word for each picture.”

Decoding/Encoding

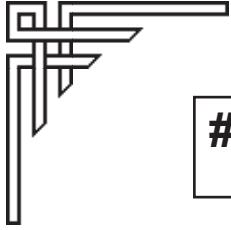
“Turn to page 5 in your test.”

“Look at the word parts in the boxes. Circle the other half or part of each word.”

Basic Writing

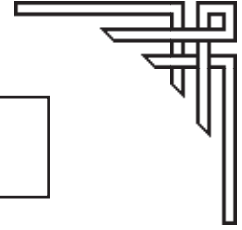
“Turn to page 7 in your test.”

“Look at the pictures in the boxes. Write the word for each picture.”



Correct:

% Correct:



Unit Assessment

Student Pages

Cycle A Beginners Grade 9-11

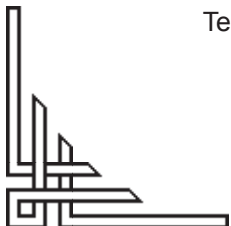
Unit 9

Theme: Recreation

Date: _____

Student's Name: _____

Grade: _____



Teacher: To get a percentage for this student's assessment:

divide the total number of questions correct by the total number of questions; multiply this answer by 100 to determine the percentage of questions answered correctly.



[Empty box]



[Empty box]




[Empty box]



[Empty box]



[Empty box]



[Empty box]



[Empty box]



[Empty box]



[Empty box]



[Empty box]



[Empty box]



[Empty box]






gganta ggoad
meelg
leemee
oomhoan
ba'an hahloam -
boad
shuwileen
shimaay
dackshn loab
guul
loopg
yehlgm lip/loab
hla'at




gganta ggoad
meelg
leemee
oomhoan
ba'an hahloam -
boad
shuwileen
shimaay
dackshn loab
guul
loopg
yehlgm lip/loab
hla'at




gganta ggoad
meelg
leemee
oomhoan
ba'an hahloam -
boad
shuwileen
shimaay
dackshn loab
guul
loopg
yehlgm lip/loab
hla'at



gganta ggoad
meelg
leemee
oomhoan
ba'an hahloam -
boad
shuwileen
shimaay
dackshn loab
guul
loopg
yehlgm lip/loab
hla'at



gganta ggoad
meelg
leemee
oomhoan
ba'an hahloam -
boad
shuwileen
shimaay
dackshn loab
guul
loopg
yehlgm lip/loab
hla'at



gganta ggoad
meelg
leemee
oomhoan
ba'an hahloam -
boad
shuwileen
shimaay
dackshn loab
guul
loopg
yehlgm lip/loab
hla'at




gganta ggoad
meelg
leemee
oomhoan
ba'an hahloam -
boad
shuwileen
shimaay
dackshn loab
guul
loopg
yehlgm liploab
hla'at



gganta ggoad
meelg
leemee
oomhoan
ba'an hahloam -
boad
shuwileen
shimaay
dackshn loab
guul
loopg
yehlgm liploab
hla'at



gganta ggoad
meelg
leemee
oomhoan
ba'an hahloam -
boad
shuwileen
shimaay
dackshn loab
guul
loopg
yehlgm liploab
hla'at



gganta ggoad
meelg
leemee
oomhoan
ba'an hahloam -
boad
shuwileen
shimaay
dackshn loab
guul
loopg
yehlgm liploab
hla'at



gganta ggoad
meelg
leemee
oomhoan
ba'an hahloam -
boad
shuwileen
shimaay
dackshn loab
guul
loopg
yehlgm liploab
hla'at



gganta ggoad
meelg
leemee
oomhoan
ba'an hahloam -
boad
shuwileen
shimaay
dackshn loab
guul
loopg
yehlgm liploab
hla'at

shuw

ggoad
elg
mee
hoan
loam
boad
ileen
aay
shn loab
ul
pg
lgm
lip/loab
a'at

hl

ggoad
elg
mee
hoan
loam
boad
ileen
aay
shn loab
ul
pg
lgm
lip/loab
a'at

dack

ggoad
elg
mee
hoan
loam
boad
ileen
aay
shn loab
ul
pg
lgm
lip/loab
a'at

ba'an hah

ggoad
elg
mee
hoan
loam
boad
ileen
aay
shn loab
ul
pg
lgm
lip/loab
a'at

me

ggoad
elg
mee
hoan
loam
boad
ileen
aay
shn loab
ul
pg
lgm
lip/loab
a'at

loo

ggoad
elg
mee
hoan
loam
boad
ileen
aay
shn loab
ul
pg
lgm
lip/loab
a'at

lee

ggoad
elg
mee
hoan
loam
boad
ileen
aay
shn loab
ul
pg
lgm
lip/loab
a'at

shim

ggoad
elg
mee
hoan
loam
boad
ileen
aay
shn loab
ul
pg
lgm
lip/loab
a'at

gu

ggoad
elg
mee
hoan
loam
boad
ileen
aay
shn loab
ul
pg
lgm
lip/loab
a'at

gganta

ggoad
elg
mee
hoan
loam
boad
ileen
aay
shn loab
ul
pg
lgm
lip/loab
a'at

oom


ggoad
elg
mee
hoan
loam
boad
ileen
aay
shn loab
ul
pg
lgm
lip/loab
a'at

yeh


ggoad
elg
mee
hoan
loam
boad
ileen
aay
shn loab
ul
pg
lgm
lip/loab
a'at




Blank rectangular box for labeling the rowing activity.




Blank rectangular box for labeling the seesaw activity.



Blank rectangular box for labeling the basketball activity.



Blank rectangular box for labeling the water activity.



Blank rectangular box for labeling the winter activity.



Blank rectangular box for labeling the skiing activity.




Blank rectangular box for labeling the first image.




Blank rectangular box for labeling the second image.




Blank rectangular box for labeling the third image.



Blank rectangular box for labeling the fourth image.



Blank rectangular box for labeling the fifth image.



Blank rectangular box for labeling the sixth image.