



UNIT 7

D-1: Concepts of Earth Science



KEY VOCABULARY



Key Vocabulary

DEPOSITION

the process of dropping off pieces of eroded rock

EROSION

the process of carrying away soil or pieces of rock

IGNEOUS

a rock formed when magma or lava cools and hardens

Key Vocabulary

LANDFORMS

physical features on Earth's surface

METAMORPHIC

a rock formed from another kind of rock under heat and pressure

REFORESTATION

the action of renewing a forest cover by natural seeding or by the planting of young trees



Key Vocabulary

SEDIMENTARY

a type of rock that often contains fossils and is formed by sedimentation

TECTONIC PLATES

extremely large pieces of the Earth's crust

WATER CYCLE

the continuous movement of water between Earth's surface and the air



Key Vocabulary

WEATHERING

the process through which rocks or other materials are broken down into smaller pieces



LESSONS

Science Language for Success

Introduce the key science vocabulary, using concrete materials and/or pictures.

LISTENING

Use the Mini Pictures activity page from the Student Support Materials. Have the students cut out the pictures. Say the key words and the students show the pictures.



Match My Sequence

Provide each student with three vocabulary pictures. All students should have the same pictures. Have the students lay the pictures on their desks in a row (any sequence). When the students have arranged their pictures, say a sequence of three vocabulary words (using the vocabulary words for the pictures the students have). Any student or students whose pictures are in the same sequence as the vocabulary words you said wins the round. The students may change their sequences after each round of the activity.

Student Support Materials

Have the students work on the activity pages from the Student Support Materials from this unit. Afterward, review their work.

SPEAKING



Sheet Golf

Before the activity begins, obtain an old sheet. Cut a hole (approximately two inches in diameter) in each end of the sheet. Group the students into two teams. Have the first player from each team hold opposite ends of the sheet. Place a marble or small ball in the center of the sheet. When you say “Go,” the players must then lift their ends of the sheet and attempt to cause the marble or ball to fall through the hole in the other player’s side of the sheet. When the ball or marble falls through one of the holes, the player on that side of the sheet must say the name of a vocabulary picture you show or he/she should repeat a sentence you said at the beginning of the round. Repeat with other pairs of students until all students have participated. If the sheet is large enough, all students can play—divide the students into four groups (one group for each side). Cut a hole in the sheet near each side. When the marble or ball falls through, all the players on that side must say the name of a vocabulary picture that you show. Repeat.

Wild Balloon

Before the activity begins, obtain a large balloon. Stand in front of the students and inflate the balloon. Have the vocabulary pictures mounted on the board. Hold the end of the balloon closed. Then, release the balloon. When the balloon lands, the student closest to it should say a complete sentence about a vocabulary picture you point to. Repeat this process until many students have responded.

Science Language for Success

READING

Introduce the science sight words to the students—match the sight words with the vocabulary pictures. The sight words are included in the Student Support Materials, attached to these lesson plans.



Note: After each unit, mount a set of the unit's words on the walls around the room. Use the "word walls" for review and reinforcement activities.

String Along

Join all of the students together with string. The students do not need to move from their seats. Before tying the ends of the string together, insert a roll of tape over one of the ends of the string. Tie the ends of the string together. Turn your back to the students. The students should pass the roll of tape along the string as quickly as possible. When you clap your hands, the student left holding the tape must then identify a sight word you show him. Repeat this process until many students have responded and until all of the sight words have been correctly identified a number of times.

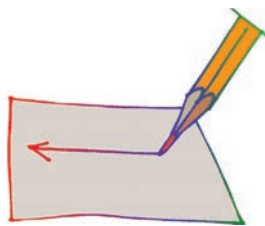
Letter Encode

Give each student his/her envelope that contains the alphabet letters. Mount one of the science pictures on the board. The students must use the cut-out letters to spell the word. Review the students' work. Repeat, until all of the words have been spelled in this way.

Student Support Materials

Have the students complete the sight recognition and encoding activities in the Student Support Materials. When finished, review their work.

WRITING



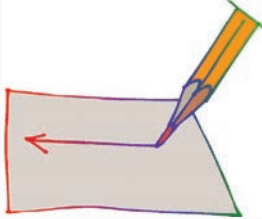
Flashlight Writing

If possible, darken the classroom. Give a student a flashlight. Say one of the vocabulary words and the student should write that word with the light of the flashlight on a wall or on the board. Repeat until many students have had a chance to participate. An alternative is to provide each student with writing paper and a pen. Darken the classroom, if possible. Use the light of a flashlight to write one of the sight words on the wall or board. When you have completed the writing of the word, each student should then write the same word on his/her sheet of paper. Repeat until all sight words have been written in this way.

This activity may also be done in team form. In this case, group the students into two teams. Darken the classroom. Use the light of a flashlight to write one of the sight words on the board. When you say "Go," the first player in each team should rush to the board and use chalk to write the same word on the board. The first player to do this correctly wins the round. Repeat until all players have played.

Science Language for Success

WRITING (CONTINUED)



Student Support Materials

Provide the students with a copy of the writing pages from the Student Support Materials. When finished, review the students' work.



VOCABULARY PICTURES





DEPOSITION





EROSION





IGNEOUS





LANDFORMS





METAMORPHIC



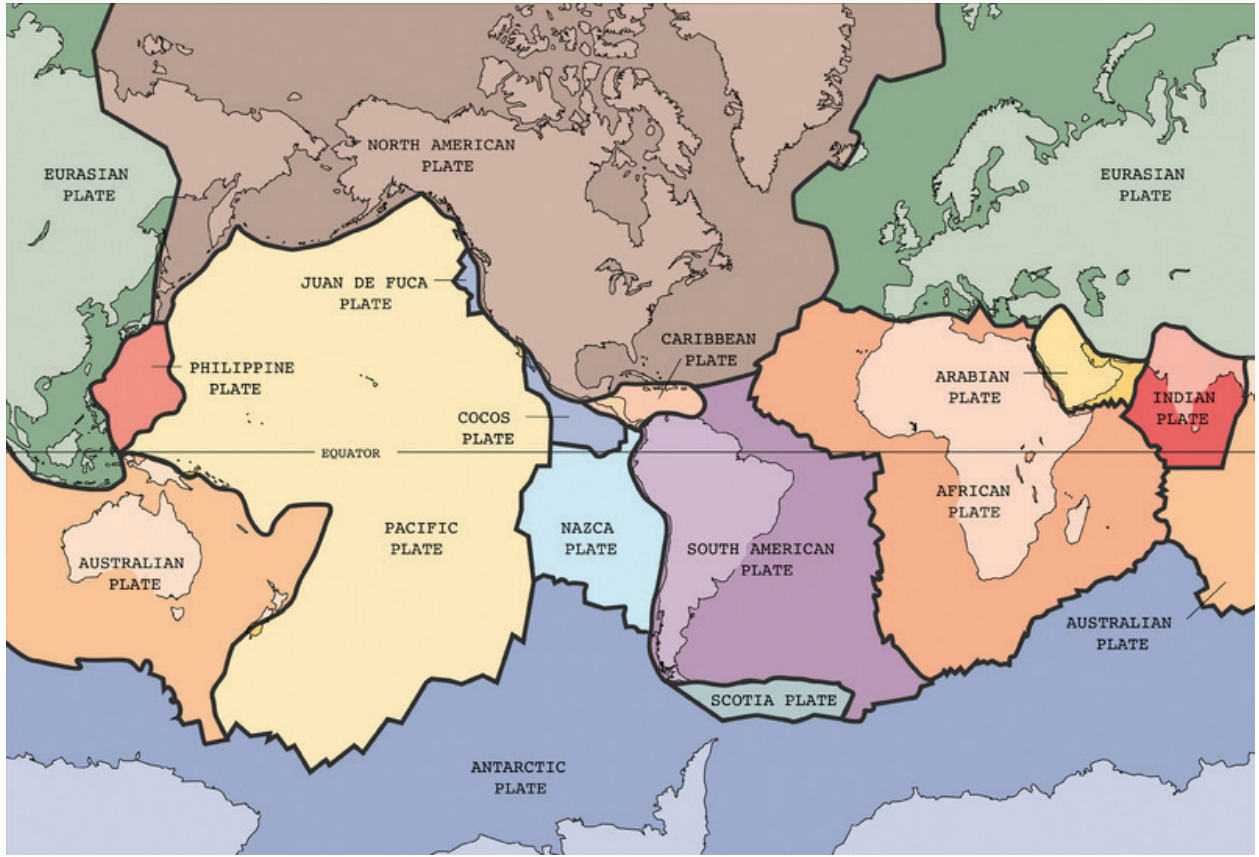


REFORESTATION





SEDIMENTARY





TECTONIC PLATES





WATER CYCLE





WEATHERING



STUDENT SUPPORT MATERIALS

Listening • Mini Pictures

Listening: Mini Pictures



Have the students cut out the pictures. Say the key math words from this unit, and the students should hold up the pictures for them.





STUDENT SUPPORT MATERIALS

Listening Comprehension

Listening Comprehension




Read the following sentences to the students. The students should circle “true” or “false” for each of the sentences. Review the students’ work.

- ① Deposition is the process of carrying away soil or pieces of rock. True
False
- ② Erosion is the process of dropping off pieces of eroded rock. True
False
- ③ An igneous rock formed from another kind of rock under heat and pressure. True
False
- ④ A landform is a physical feature on Earth’s surface. True
False
- ⑤ A metamorphic rock is formed when magma or lava cools and hardens. True
False
- ⑥ Reforestation is the action of renewing a forest cover by natural seeding or by the planting of young trees. True
False
- ⑦ Sedimentary is a type of rock that often contains fossils and is formed by sedimentation True
False
- ⑧ Tectonic plates are large pieces of the Earth’s crust. True
False
- ⑨ The water cycle is the continuous movement of water between Earth’s surface and the air. True
False
- ⑩ Weathering is the process through which rocks or other materials are broken down into smaller pieces. True
False



STUDENT SUPPORT MATERIALS

Sight Words



deposition

erosion

igneous





landforms

metamorphic

reforestation




sedimentary

tectonic plates

water cycle





weathering



STUDENT SUPPORT MATERIALS

Basic Reading • Sight Recognition

Sight Words Activity Page

Have the students highlight or circle the words in this word find. Words appear horizontally.



deposition erosion igneous landforms	metamorphic reforestation sedimentary	tectonic plates water cycle weathering
---	---	--

R	E	F	O	R	E	S	T	A	T	I	O	N	V	L	T
V	G	O	W	D	S	F	D	G	T	Q	R	T	L	S	Y
C	Y	L	D	I	E	R	O	S	I	O	N	K	O	E	A
D	P	W	B	K	C	P	Q	X	O	R	E	E	N	D	M
E	H	E	A	M	F	R	O	P	N	S	N	A	L	I	E
L	X	A	H	T	R	V	J	S	S	B	L	Y	E	M	T
A	W	T	U	O	E	N	C	Y	I	A	E	P	Q	E	A
N	E	H	N	P	B	R	N	A	E	T	Z	W	N	N	M
D	V	E	J	L	G	Y	C	I	N	X	I	U	N	T	O
F	R	R	W	R	Y	I	P	Y	A	D	G	O	J	A	R
O	B	I	Z	C	B	M	S	F	C	H	K	P	N	R	P
R	T	N	R	G	N	T	H	M	J	L	U	I	K	Y	H
M	N	G	G	J	L	M	B	C	X	A	E	W	D	V	I
S	Y	A	I	G	N	E	O	U	S	R	E	Q	A	D	C
Q	T	E	C	T	O	N	I	C	P	L	A	T	E	S	Z
Z	M	C	E	P	F	J	R	Y	U	K	I	P	L	S	X

Sight Words Activity Page

Have the students highlight or circle the words in this word find. Words appear horizontally.




deposition erosion igneous landforms	metamorphic reforestation sedimentary	tectonic plates water cycle weathering
---	---	--

R	E	F	O	R	E	S	T	A	T	I	O	N			
V				D										S	
C						E	R	O	S	I	O	N		E	
D		W				P								D	M
E		E	A				O							I	E
L		A		T				S						M	T
A		T			E				I					E	A
N		H				R				T				N	M
D		E					C				I			T	O
F		R						Y				O		A	R
O		I							C				N	R	P
R		N								L				Y	H
M		G									E				I
S			I	G	N	E	O	U	S						C
	T	E	C	T	O	N	I	C	P	L	A	T	E	S	

Sight Words Activity Page

Have the students cut out the key words and glue them at the bottom of their pictures.




deposition erosion igneous landforms

metamorphic reforestation sedimentary tectonic plates

water cycle weathering



Sight Words Activity Page





STUDENT SUPPORT MATERIALS

Basic Reading • Encoding

Encoding Activity Page

Have the students cut out and encode the syllables of the words, OR number the syllables in their correct sequence.



ous || ne || ig

ta || mor || me || phic

wea || ing || ther



Encoding Activity Page


Have the students cut out and encode the syllables of the words, OR number the syllables in their correct sequence.



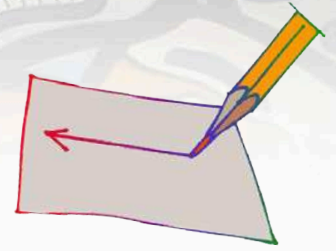
forms || land

o || dep || si || tion

ro || e || sion



Word Scramble Activity Page



Rearrange or unscramble the following letters to form one of the listed unit words.
As you use a word, cross it off.

erosion	landforms	sedimentary	metamorphic	deposition
water cycle	weathering	reforestation	tectonic plates	igneous

o g u e i n s

___ e ___ u ___

e i p a r h m m c o t

___ t ___ ___ p h ___

m d r n t s e i y e a

___ e ___ m ___ n ___

l w e c e t c r y a

w ___ t ___ ___ c ___ e

e i t e r h a g n w

___ ___ ___ e r ___ g

o e t o p n d i i s

d e ___ ___ t ___

s o r n o i e

___ ___ ___ o n

f s a n d r m o l

___ a ___ ___ o ___

t r t n o s r a i e o r e f

___ e ___ ___ e ___ ___ i ___

p c e i a s t t n l t c e o

___ c t ___ i ___ p l ___ t ___



STUDENT SUPPORT MATERIALS

Reading Comprehension

Reading Comprehension Activity Page

Have the students cut out the words and glue them under their definitions.



a rock formed from another kind of rock under heat and pressure

the process of carrying away soil or pieces of rock

the process through which rocks or other materials are broken down into smaller pieces

the process of dropping off pieces of eroded rock

the continuous movement of water between Earth's surface and the air

the action of renewing a forest cover by natural seeding or by the planting of young trees

physical features on Earth's surface

extremely large pieces of the Earth's crust

a rock formed when magma or lava cools and hardens

a type of rock that often contains fossils and is formed by sedimentation

deposition	erosion	igneous	landforms
metamorphic	reforestation	sedimentary	tectonic plates
water cycle	weathering		



Reading Comprehension Activity Page

Write the word or words that best complete each sentence in the space below. Words may be used only once.



erosion	landforms	sedimentary	metamorphic	deposition
water cycle	weathering	reforestation	tectonic plates	igneous

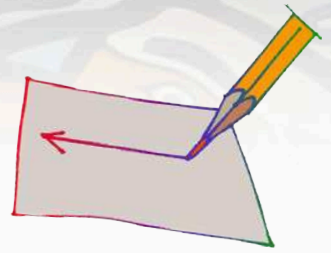
- 1 The cooled lava from a volcanic eruption forms _____ rocks.
- 2 _____ is the action of renewing a forest cover.
- 3 Glaciers erode dirt and rock. When the eroded materials are dropped off in another place this is called _____.
- 4 The extremely large pieces of the lithosphere of the Earth's crust are called _____.
- 5 Physical features on Earth's surface are called _____.
- 6 A _____ rock forms when sedimentary and igneous rocks change under heat and pressure.
- 7 _____, the process through which weathered rock is moved from one place to another, can happen by gravity, glaciers, running water, waves, or wind.
- 8 Rocks formed from sediment are called _____ rocks.
- 9 The _____ is the continuous movement of water between the Earth's surface and the air.
- 10 The breakdown of rocks and other material is called _____.





STUDENT SUPPORT MATERIALS

Basic Writing

Basic Writing Activity Page

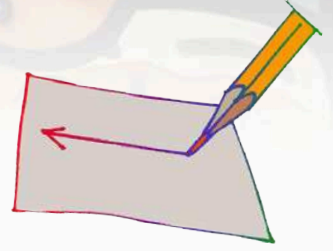


Have the students write the word for each picture.



Basic Writing Activity Page

Have the students write in the missing letters.



de _____ ition

e _____ ion

ign _____ s

land _____ ms

meta _____ ic

re _____ ation

sedi _____ ary

tec _____ ic plates

wa _____ cycle

wea _____ ing

Graphic Organizer

Model the process for students using the following unit words.

WHAT IT IS:		WHAT IT IS NOT:
EXAMPLES:	deposition	NOT EXAMPLES:

WHAT IT IS:		WHAT IT IS NOT:
EXAMPLES:	erosion	NOT EXAMPLES:

WHAT IT IS:		WHAT IT IS NOT:
EXAMPLES:	igneous	NOT EXAMPLES:

WHAT IT IS:		WHAT IT IS NOT:
EXAMPLES:	landforms	NOT EXAMPLES:

WHAT IT IS:		WHAT IT IS NOT:
EXAMPLES:	metamorphic	NOT EXAMPLES:

Graphic Organizer

WHAT IT IS:		WHAT IT IS NOT:
EXAMPLES:	reforestation	NOT EXAMPLES:

WHAT IT IS:		WHAT IT IS NOT:
EXAMPLES:	sedimentary	NOT EXAMPLES:

WHAT IT IS:		WHAT IT IS NOT:
EXAMPLES:	tectonic plates	NOT EXAMPLES:

WHAT IT IS:		WHAT IT IS NOT:
EXAMPLES:	water cycle	NOT EXAMPLES:

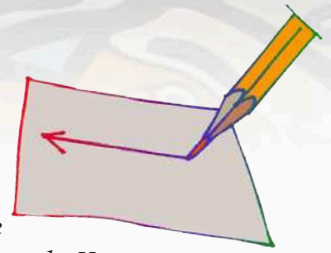
WHAT IT IS:		WHAT IT IS NOT:
EXAMPLES:	weathering	NOT EXAMPLES:



STUDENT SUPPORT MATERIALS

Creative Writing

Creative Writing Activity Page



Have the students write sentences of their own, using the key words from this unit. When the students' sentences are finished, have them take turns reading their sentences orally. The students should say "Blank" for the key words; the other students must name the "missing" words. You may wish to have the students write the "definitions" for the key words.

DEPOSITION

EROSION

IGNEOUS

LANDFORMS

METAMORPHIC

REFORESTATION

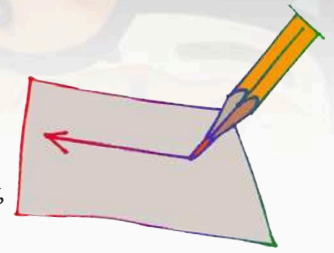
SEDIMENTARY

TECTONIC PLATES

WATER CYCLE

WEATHERING

Creative Writing Activity Page



On the lines below, write a paragraph based on the picture above. Before you begin writing, reflect on the unit words – weathering, water cycle, landforms, erosion, type of rock, and reforestation.





UNIT ASSESSMENT

D-1: Concepts of Earth Science



SCIENCE PROGRAM

Unit Assessment Teacher's Notes
Grade 7 • Unit 7 (D-1)
Theme: Concepts of Earth Scienc

Date: _____



Unit Assessment

Provide each student with a copy of the students' pages. Read the following instructions aloud. The students should answer the questions on their copies of the assessment.

BASIC LISTENING

Turn to pages 1 in your test. Look at the pictures in the boxes.

1. Write the number 1 on top of the picture for **DEPOSITION**.
2. Write the number 2 on top of the picture for **EROSION**.
3. Write the number 3 on top of the picture for **IGNEOUS**.
4. Write the number 4 on top of the picture for **LANDFORMS**.
5. Write the number 5 on top of the picture for **METAMORPHIC**.
6. Write the number 6 on top of the picture for **REFORESTATION**.
7. Write the number 7 on top of the picture for **SEDIMENTARY**.
8. Write the number 8 on top of the picture for **TECTONIC PLATES**.
9. Write the number 7 on top of the picture for **WATER CYCLE**.
10. Write the number 8 on top of the picture for **WEATHERING**.

LISTENING COMPREHENSION

Turn to page 2 in your test. Listen to the sentences I say. Circle "T" for true and "F" for false sentences."

1. Deposition is the process of carrying away soil or pieces of rock.
2. Erosion is the process of dropping off pieces of eroded rock.
3. An igneous rock formed from another kind of rock under heat and pressure.
4. A landform is a physical feature on Earth's surface.
5. A metamorphic rock is formed when magma or lava cools and hardens.
6. Reforestation is the action of renewing a forest cover by natural seeding or by the planting of young trees.
7. Sedimentary is a type of rock that often contains fossils and is formed by sedimentation



Unit Assessment

8. Tectonic plates are large pieces of the Earth's crust.
9. The water cycle is the continuous movement of water between Earth's surface and the air.
10. Weathering is the process through which rocks or other materials are broken down into smaller pieces.

SIGHT RECOGNITION

Turn to pages 3 and 4 in your test. Look at the pictures in the boxes. Circle the word for each picture.

DECODING/ENCODING

Turn to page 5 in your test. Look at the scrambled letters on the left. Rearrange or unscramble the letters to form each of the unit words.

READING COMPREHENSION

Turn to page 6 in your test. Write the word or words that best complete each sentence in the space below. Words may be used only once.

BASIC WRITING

Turn to page 7 in your test. Look at the pictures in the boxes. Write the word for each picture.

CREATIVE WRITING

Turn to page 8 in your test. Write a sentence of your own, using each word.

Teacher: To get a percentage for this student's assessment, divide the total number of questions correct by the total number of questions, then multiply this answer by 100 to determine the percentage of questions answered correctly.








SCIENCE PROGRAM

Unit Assessment Student Pages
Grade 7 • Unit 7 (D-1)
Theme: Concepts of Earth Science

Date: _____ Student's Name: _____

Number Correct: _____ Percent Correct: _____






1. **T** **F**
2. **T** **F**
3. **T** **F**
4. **T** **F**
5. **T** **F**
6. **T** **F**
7. **T** **F**
8. **T** **F**
9. **T** **F**
10. **T** **F**




deposition
erosion
igneous
landforms
metamorphic
reforestation
sedimentary
tectonic plates
water cycle
weathering



deposition
erosion
igneous
landforms
metamorphic
reforestation
sedimentary
tectonic plates
water cycle
weathering




deposition
erosion
igneous
landforms
metamorphic
reforestation
sedimentary
tectonic plates
water cycle
weathering



deposition
erosion
igneous
landforms
metamorphic
reforestation
sedimentary
tectonic plates
water cycle
weathering




deposition
erosion
igneous
landforms
metamorphic
reforestation
sedimentary
tectonic plates
water cycle
weathering



deposition
erosion
igneous
landforms
metamorphic
reforestation
sedimentary
tectonic plates
water cycle
weathering




deposition
erosion
igneous
landforms
metamorphic
reforestation
sedimentary
tectonic plates
water cycle
weathering



deposition
erosion
igneous
landforms
metamorphic
reforestation
sedimentary
tectonic plates
water cycle
weathering



deposition
erosion
igneous
landforms
metamorphic
reforestation
sedimentary
tectonic plates
water cycle
weathering



deposition
erosion
igneous
landforms
metamorphic
reforestation
sedimentary
tectonic plates
water cycle
weathering



ogueins

___e__u__

eiparhmmcot

___t_____ph___

mdrntseiyea

__e__m__n_____

lwecetcrya

w__t___c__e

eiterhagnw

_____er__g

oetopndiis

de_____t_____

sornoie

_____on

fsandrmol

__a__o_____

trtnosraieoref

__e__e_____i___

pceiasttnltceo

___ct__i__pl__t___



erosion	landforms	sedimentary	metamorphic	deposition
water cycle	weathering	reforestation	tectonic plates	igneous

- ① The cooled lava from a volcanic eruption forms _____ rocks.
- ② _____ is the action of renewing a forest cover.
- ③ Glaciers erode dirt and rock. When the eroded materials are dropped off in another place this is called _____.
- ④ The extremely large pieces of the lithosphere of the Earth's crust are called _____.
- ⑤ Physical features on Earth's surface are called _____.
- ⑥ A _____ rock forms when sedimentary and igneous rocks change under heat and pressure.
- ⑦ _____, the process through which weathered rock is moved from one place to another, can happen by gravity, glaciers, running water, waves, or wind.
- ⑧ Rocks formed from sediment are called _____ rocks.
- ⑨ The _____ is the continuous movement of water between the Earth's surface and the air.
- ⑩ The breakdown of rocks and other material is called _____.





DEPOSITION

EROSION

IGNEOUS

LANDFORMS

METAMORPHIC

REFORESTATION

SEDIMENTARY

TECTONIC PLATES

WATER CYCLE

WEATHERING
